



Gold Bar Police Department

Monthly Report to the Community for December

The Month in Numbers: 12/1 to 12/26/23

- 203 Incidents in the City of Gold Bar of which 118 were Officer Initiated
- 536 Incidents in the Gold Bar Region of which 242 were Officer Initiated
- **739 Incidents for the Month of**
- **28 Incidents per day on average**

These incidents are being handled by a total staff of 4 Deputies and a Chief in an area of over 410 sq miles.

Incidents in the Region of Gold Bar for the Month ranked by percentage:

- 83 Traffic 15 %
- 81 Security Check 15 %
- 60 Suspicious 11 %
- 40 Follow Ups 7 %
- 22 DV related calls 4 %

Total Assault Incidents:

- 1 DV Assault in the City of Gold Bar
- 0 Assaults in the Gold Bar Region

Incidents in City of Gold Bar for the Month ranked by percentage:

- 54 Traffic 26 %
- 28 Suspicious 13 %
- 23 Security Check 11 %
- 14 911 Calls / Hang Ups 6 %
- 11 Follow Ups 5 %

Total Burglary/Theft/Prowls in the Month:

- 0 Burglaries in the City & 0 in the Region
- 0 Thefts in the City & 0 in the Region
- 0 Prowls in City & 0 in the Region

Total Traffic Enforcement:

- 54 Traffic-City
- 83 Traffic-Region

Total 137

BHC, Suicide, Death, Welfare:

- 13 Behavioral Health
- 4 Suicide Calls
- 2 Death Investigations
- 15 Welfare Checks

Highlight of Outstanding Police Work from this Month:

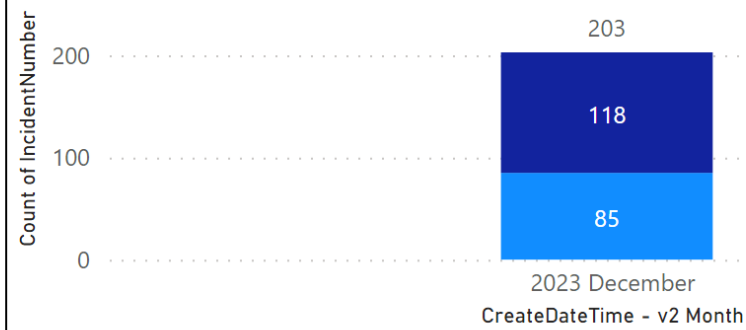
For the month of December, the Gold Bar Police Department remains focused on traffic safety related issues. Gold Bar deputies conducted 54 traffic stops within the City of Gold Bar and 83 traffic stops in the Gold Bar Region.

In addition to our on-going traffic safety efforts, Gold Bar deputies assisted with monitoring the Cannery Levee with the recent flooding, participated in the annual Shop with a Cop event, assisted the City of Monroe Police Department on an Assault Weapon call (MM23-22795), assisted the Sheriff's Office on Domestic with a Weapon call (SO23-182094), and made multiple arrests on several suspects for Identify Theft on a fraud case originating in the Gold Bar Region (SO23-178219).

IN THE GBR BEAT

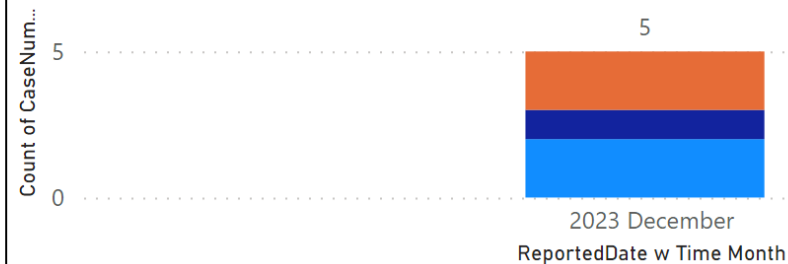
Total Incidents

Call Origination ● 911 call ● Officer-Initiated

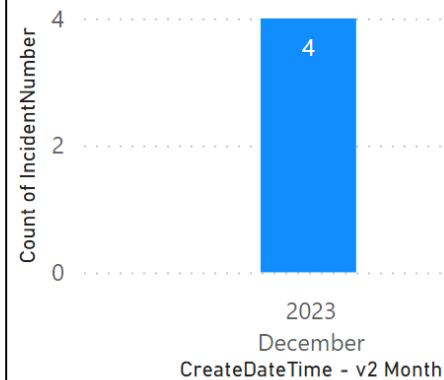


Count of CaseNumber by Year, Month and CrimeClass

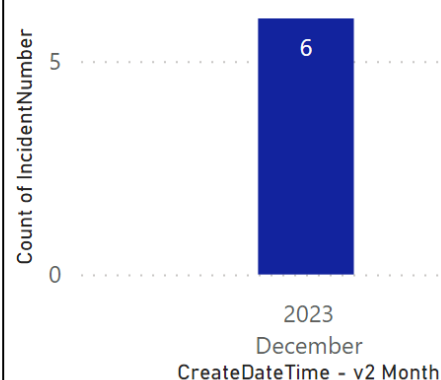
CrimeClass ● (Blank) ● Felony C ● Gross Misdemeanor



Incident... ● Alarm



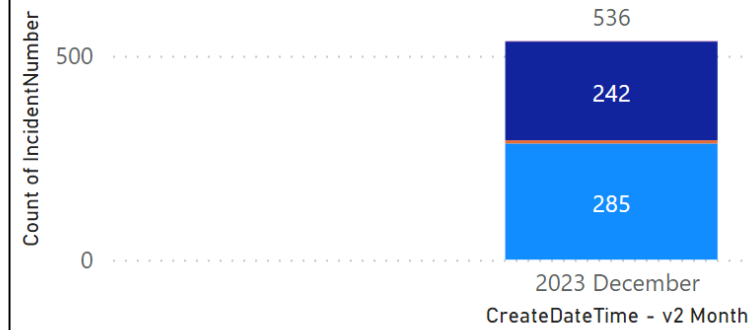
Incident... ● Animal



ANSWERED BY GBR ORI

Total Incidents

Call Origination ● 911 call ● ASAP ● Officer-Initiated ● Other

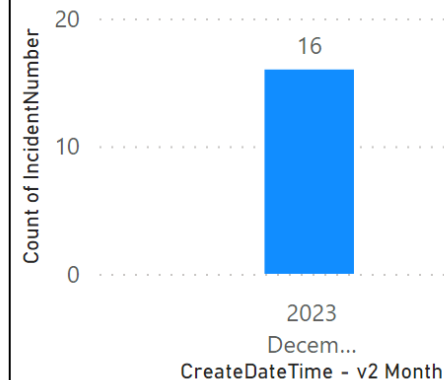


Count of CaseNumber by Year, Month and CrimeClass

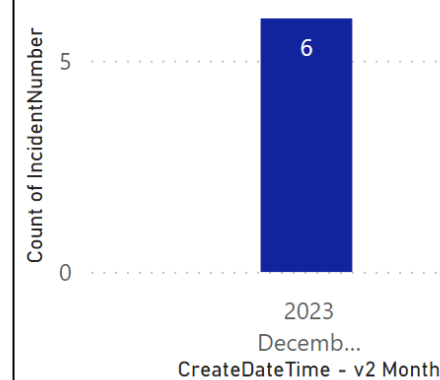
CrimeClass ● (Blank) ● Felony C ● Gross Misdemeanor



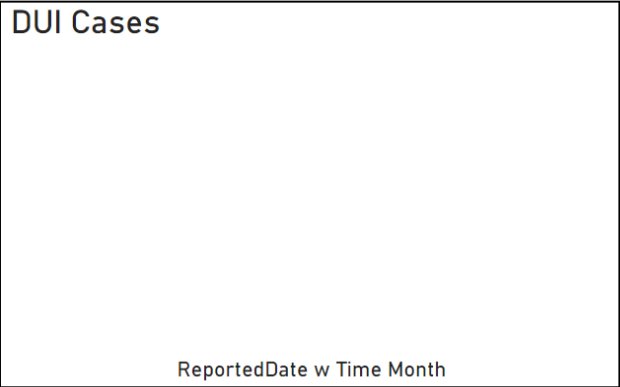
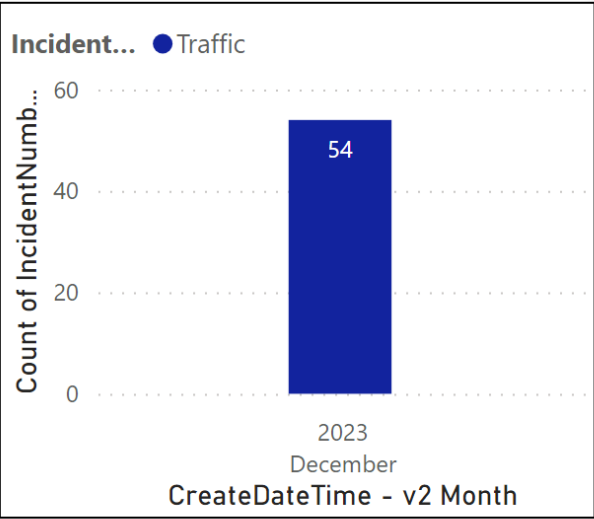
Inciden... ● Alarm



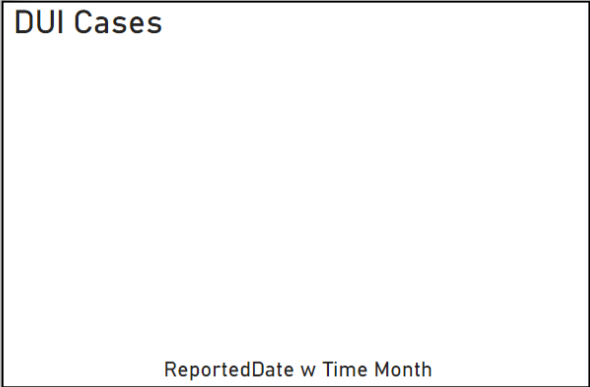
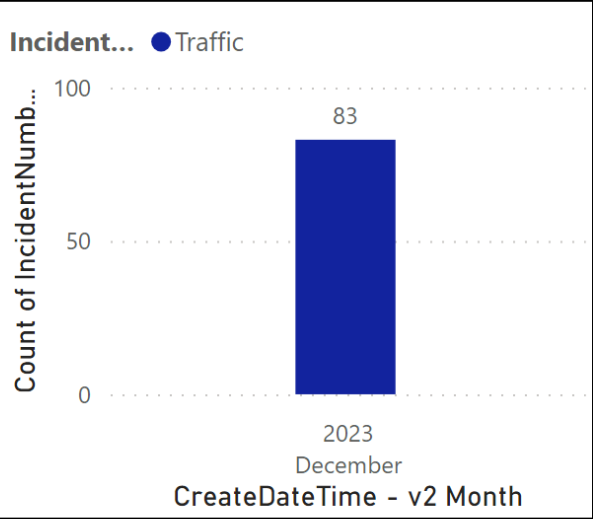
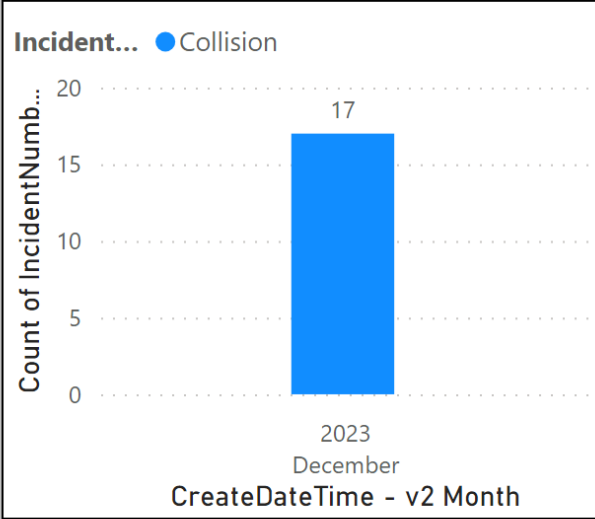
Inciden... ● Animal



IN THE GBR BEAT



ANSWERED BY GBR ORI



IN THE GBR BEAT

Auto Theft Cases

ReportedDate w Time Month

Vehicle Recovery Incidents

CreateDateTime - v2 Month

Vehicle Prowl Cases

ReportedDate w Time Month

Abandon Vehicles Incidents

CreateDateTime - v2 Month

Theft of MV Parts Cases

ReportedDate w Time Month

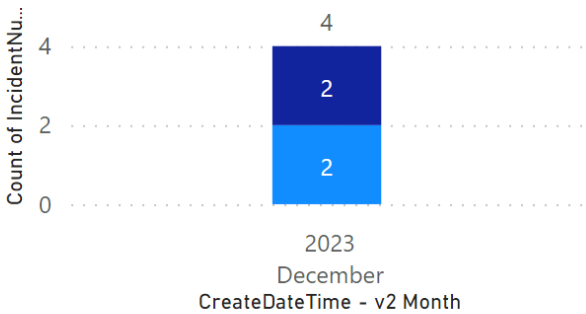
ANSWERED BY GBR ORI

Auto Theft Cases

ReportedDate w Time Month

Vehicle Recovery Incidents

Call Origin... 911 call Officer-Initiated

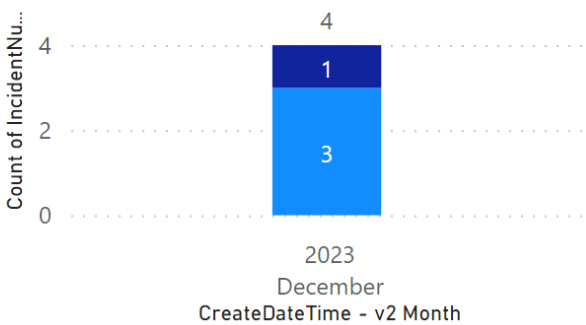


Vehicle Prowl Cases

ReportedDate w Time Month

Abandon Vehicles Incidents

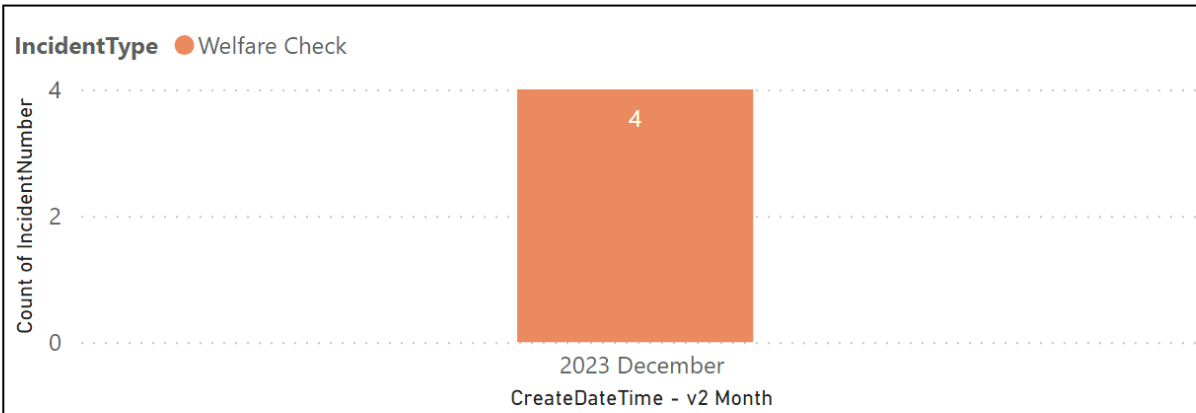
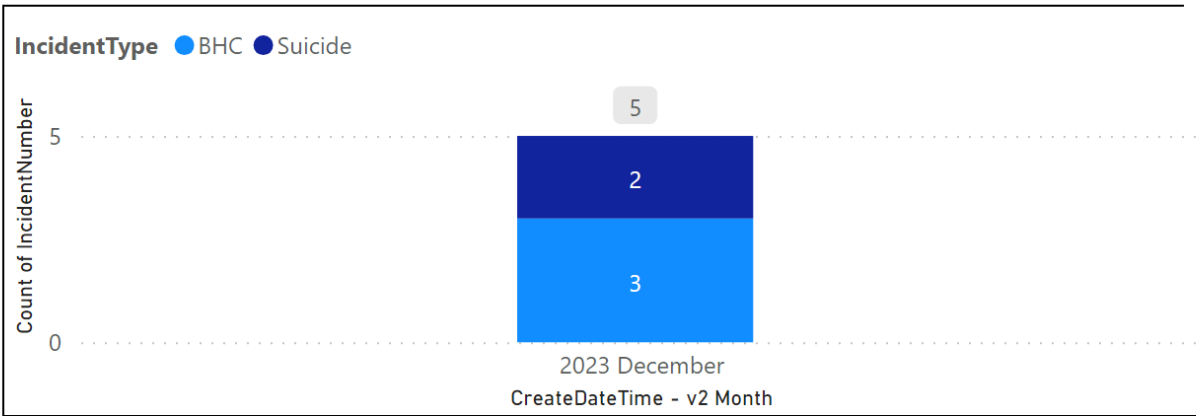
Call Origin... 911 call Officer-Initiated



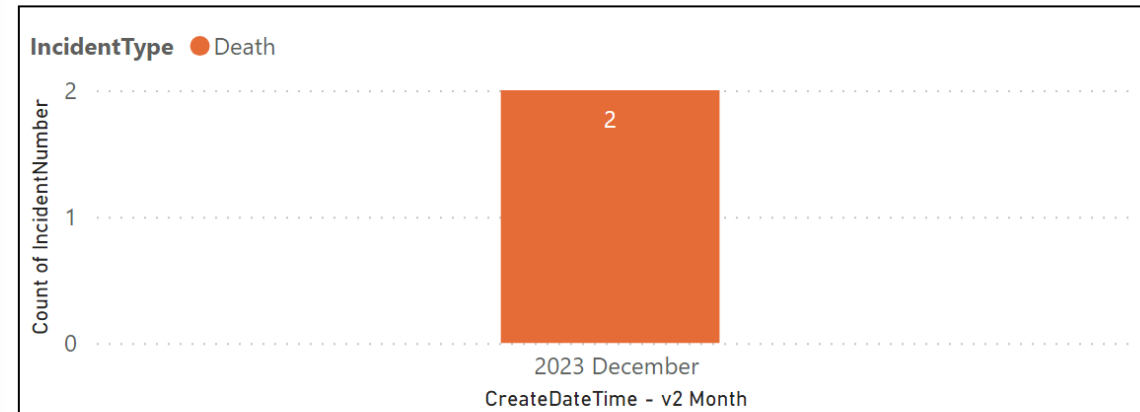
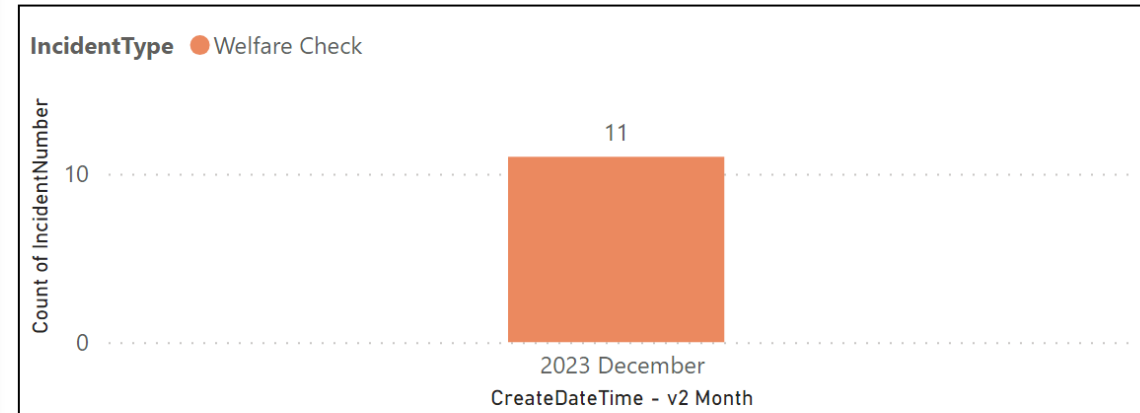
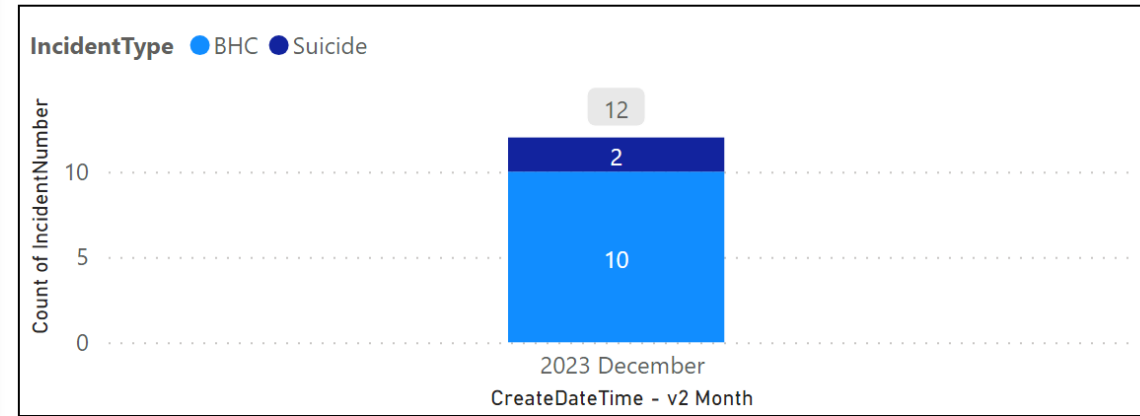
Theft of MV Parts Cases

ReportedDate w Time Month

IN THE GBR BEAT



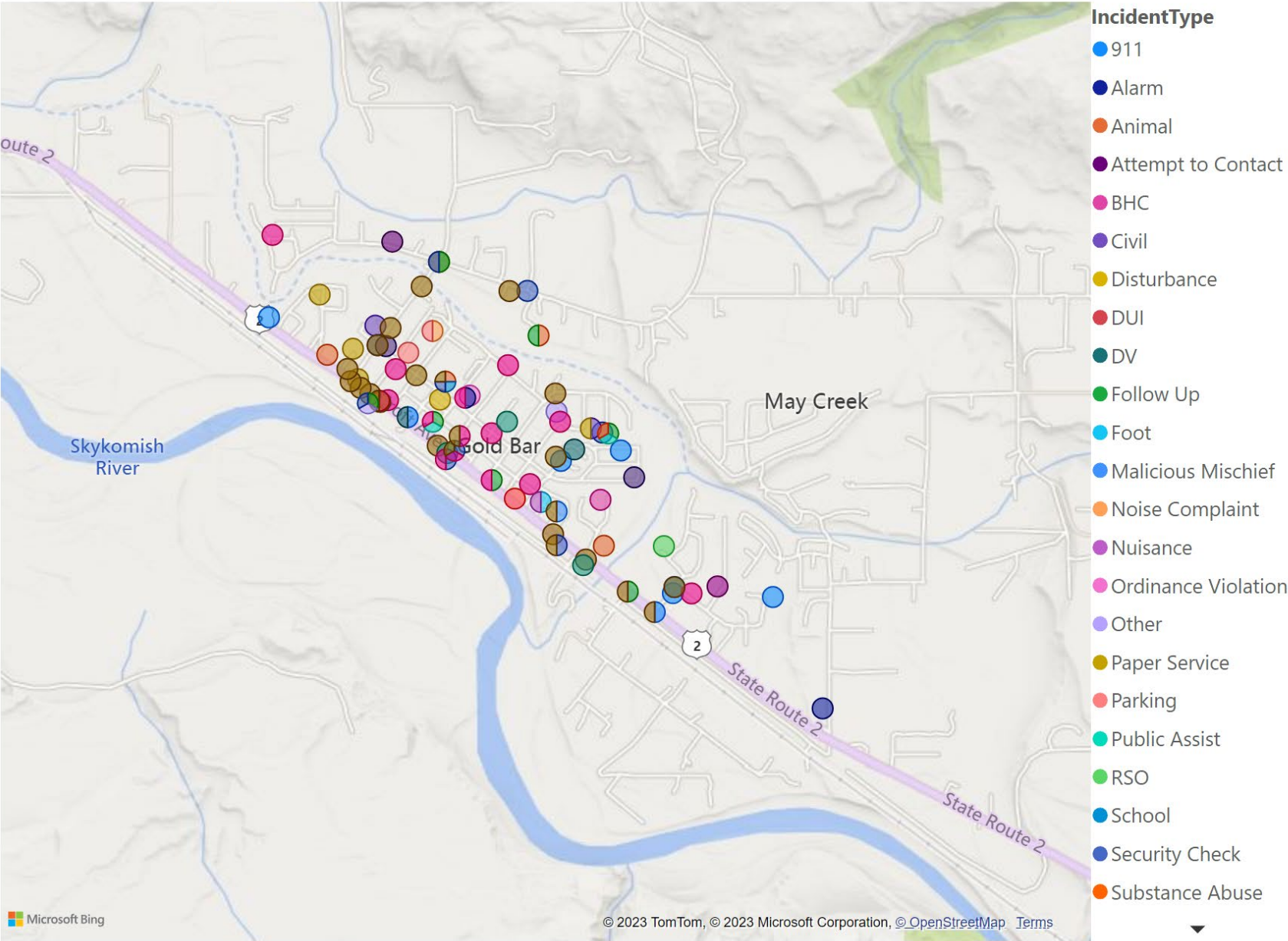
ANSWERED BY GBR ORI



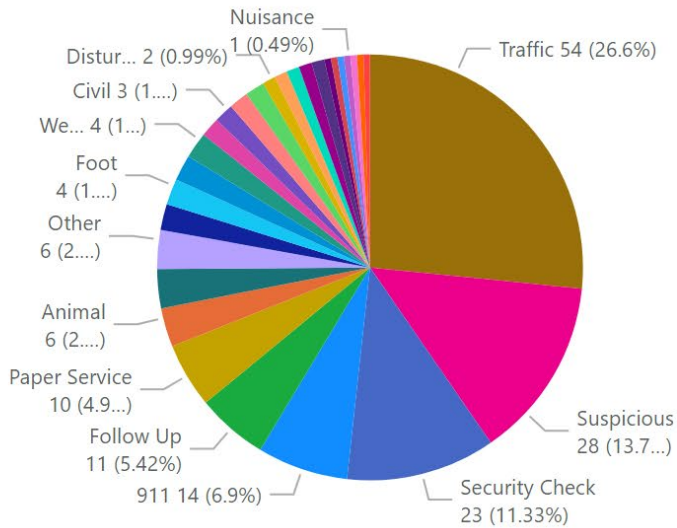
Incidents where the Beat is GBR, Regardless of ORI

NOTE: If an Incident Type is not listed, it is indicated that the incident type did not occur during a particular date range.

Gold Bar Incident Types - Past 12 Full Calendar Months

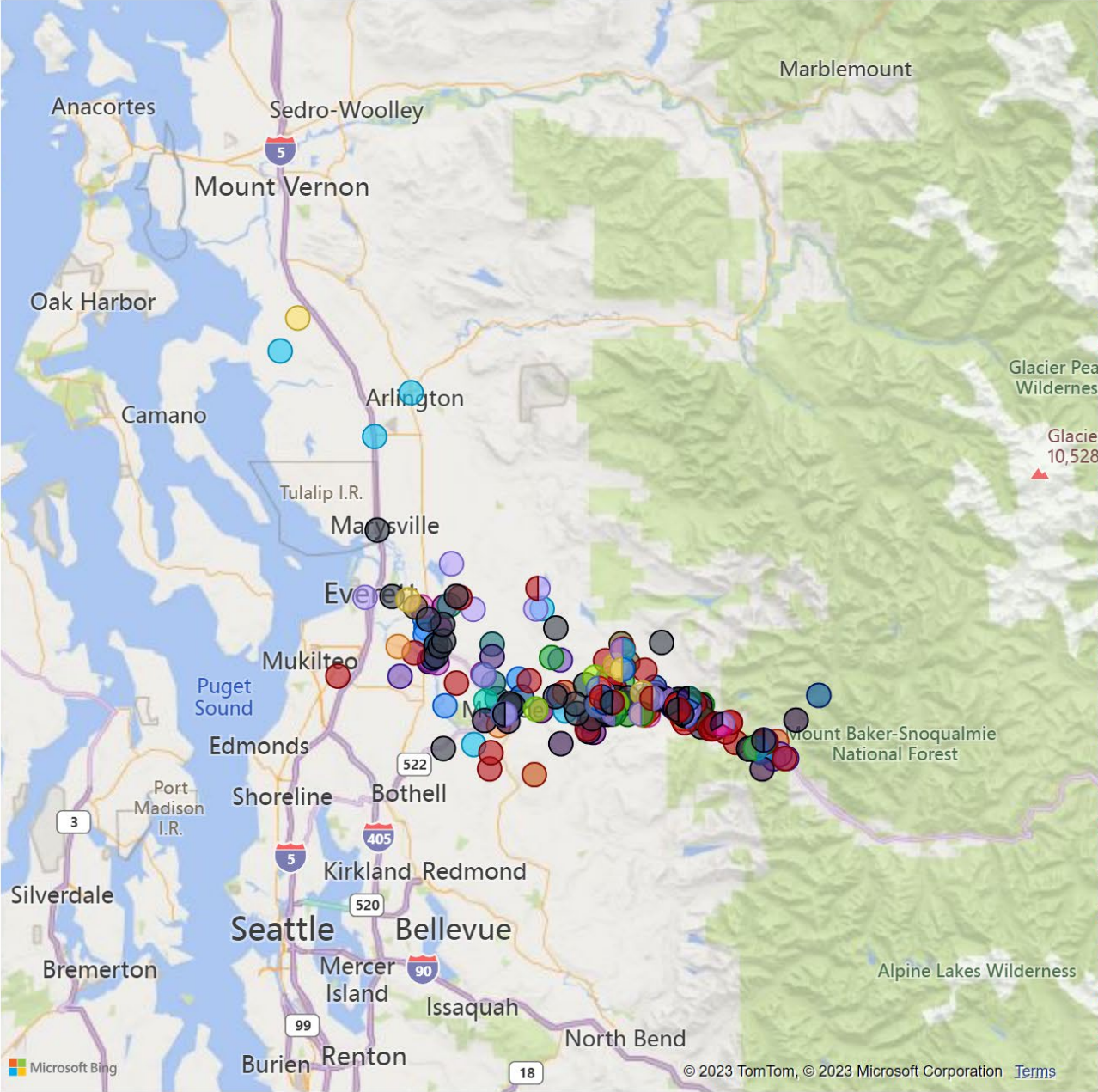


Count of IncidentNumber by IncidentType



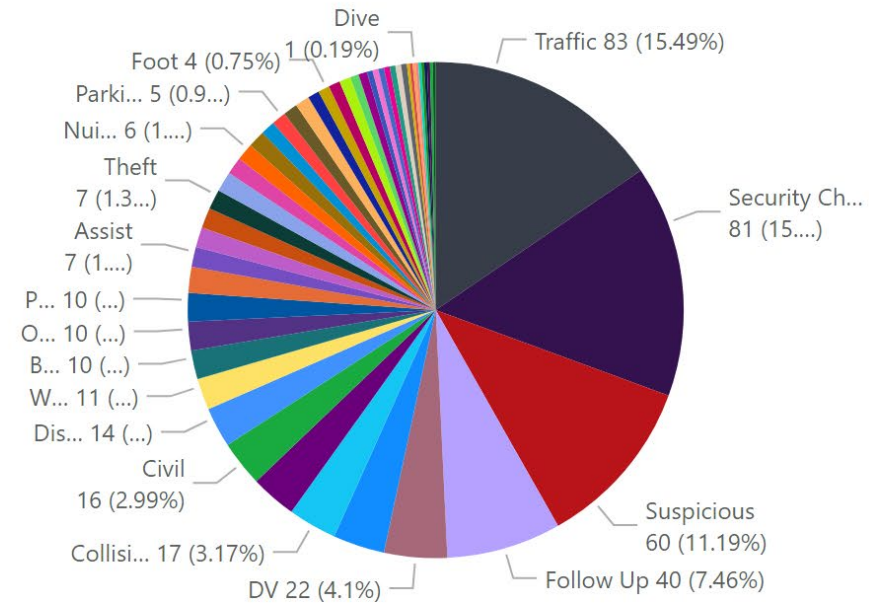
Incidents where the ORI Belongs to GBR PD Regardless of Location

Gold Bar ORI, Previous 12 full calendar months



NOTE: If an Incident Type is not listed, it is indicated that the incident type did not occur during a particular date range.

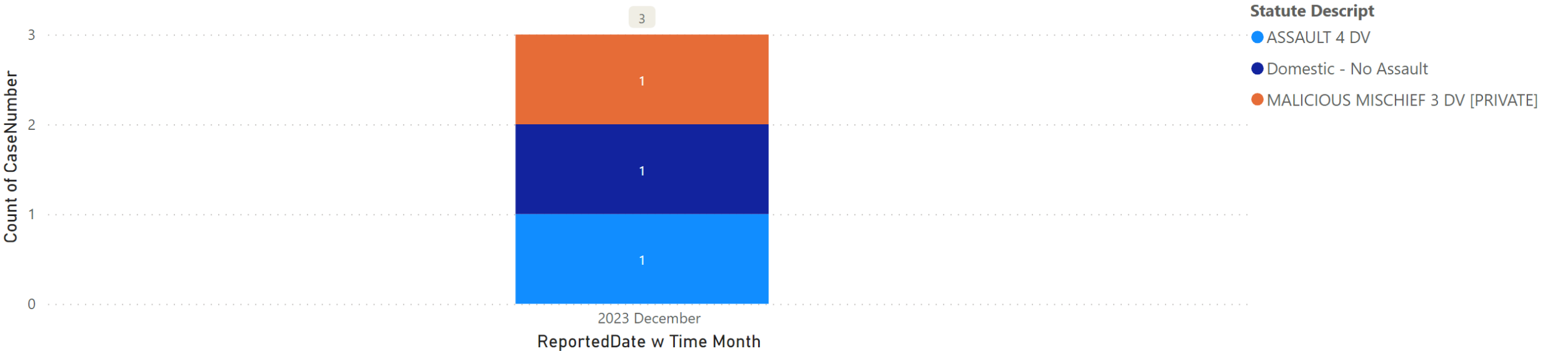
Count of IncidentNumber by IncidentType



Domestics in Beat GBR, regardless of ORI

Rape and Murder DV Component are excluded from this data.

Count of Statute (*) Case Number



Year	2023
Statute Descript	December
⊕ ASSAULT 4 DV	1
⊕ Domestic - No Assault	1
⊕ MALICIOUS MISCHIEF 3 DV [PRIVATE]	1
Total	3