



Gold Bar Police Department

Monthly Report to the Community for September

The Month in Numbers: 9/1 to 9/20/23

- 207 Incidents in the City of Gold Bar of which 94 were Officer Initiated
- 439 Incidents in the Gold Bar Region of which 210 were Officer Initiated
- **646 Incidents for the Month of**
- **32 Incidents per day on average**

These incidents are being handled by a total staff of 4 Deputies and a Chief over 410 sq miles

Incidents in the Region of Gold Bar for the Month ranked by percentage:

- 94 Traffic Incidents 22 %
- 55 Suspicious Incidents 12 %
- 62 Area of Emphasis-Checks 14 %
- 38 Follow Ups 9 %
- 13 Civil Calls 3

Total Assault Incidents

- 2 Assault in the City of Gold Bar
- 0 Assault in the Gold Bar Region

Total Traffic Enforcement

- 48 Traffic City
- 94 Traffic Region
- **142 Total**

Incidents in City of Gold Bar for the Month ranked by percentage:

- 48 Traffic Incidents 22 %
- 32 Suspicious Incidents 15 %
- 8 Emphasis Patrols-Checks 4 %
- 6 Civil 2 %
- 6 Domestic Calls 3 %

Total Burglary/Theft/Prowls in the Month:

- 0 Burglaries in the City & 0 in region
- 0 Theft in the City & 0 in region
- 0 Prowls in City & 0 in region

BHC, Suicide, Death Welfare

- * 7 Behavioral Health
- 7 Suicide Calls
- 13 Welfare Checks
- 1 Death Investigation

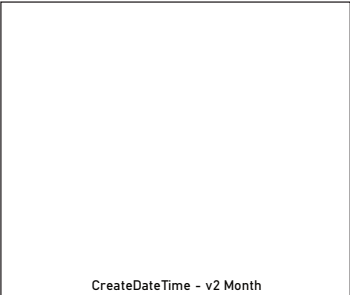
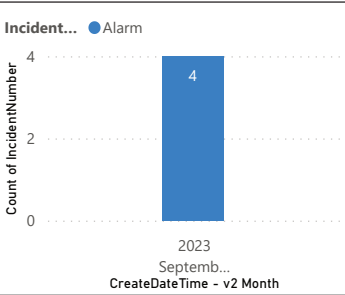
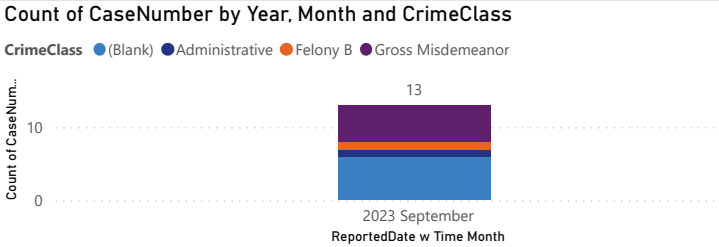
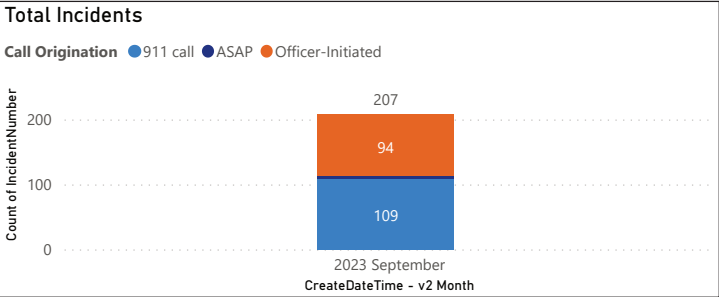
Highlight of Outstanding Police Work from this Month

Firstly, I would like to start off with this month's report by thanking the Mayor, Council, and City Staff for their assistance in my transition as the new Chief. I would also like to thank Chief Hess for his guidance and look forward to continuing the good work he along with the assigned deputies of the Gold Bar region have been doing for the community.

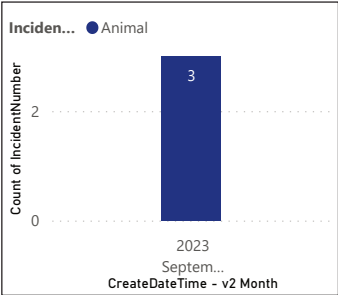
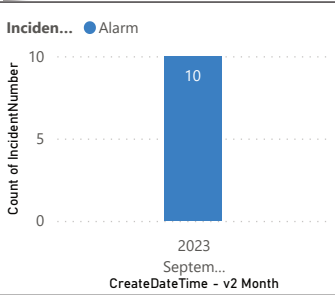
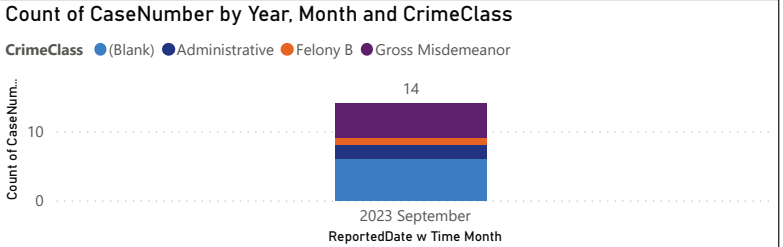
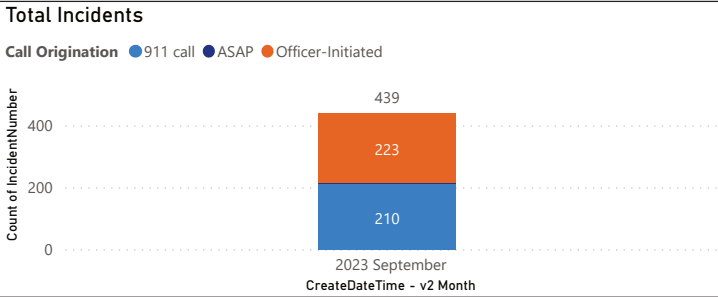
As with past reports, traffic enforcement and pro-active policing remain a top priority for the department. During this month, Gold Bar deputies self-initiated 304 incidents which accounts for nearly half of all calls for service this month in the Gold Bar region.

Lastly, I'm excited to be a part of the City of Gold Bar and working with the community.

IN THE GBR BEAT



ANSWERED BY GBR ORI



IN THE GBR BEAT

Burglary no DV

ReportedDate w Time Month

Theft Cases

ReportedDate w Time Month

ANSWERED BY GBR ORI

Burglary Cases no DV

ReportedDate w Time Month

Theft Cases

ReportedDate w Time Month

IN THE GBR BEAT

Assault no DV Cases

ReportedDate w Time Month

Harassment Cases

ReportedDate w Time Month

ANSWERED BY GBR ORI



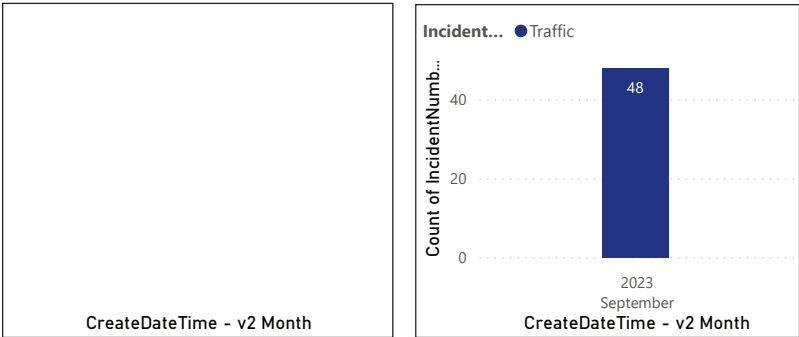
Assault no DV Cases

ReportedDate w Time Month



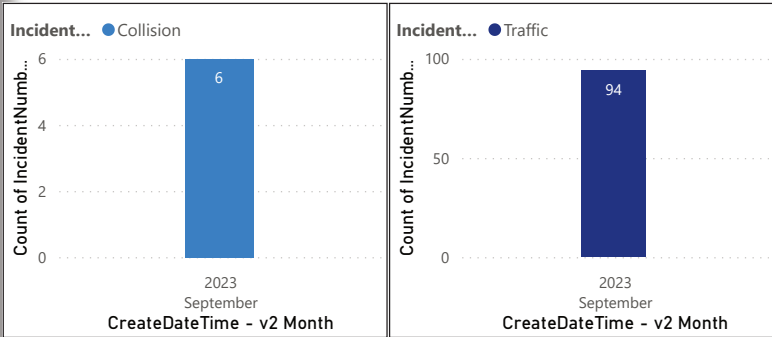
Harassment Cases

ReportedDate w Time Month

IN THE GBR BEAT



ANSWERED BY GBR ORI



IN THE GBR BEAT

Auto Theft Cases

ReportedDate w Time Month

Vehicle Recovery Incidents

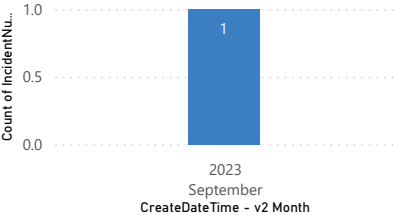
CreateDateTime - v2 Month

Vehicle Prowl Cases

ReportedDate w Time Month

Abandon Vehicles Incidents

Call Origin... ● Officer-Initiated



Theft of MV Parts Cases

ReportedDate w Time Month

ANSWERED BY GBR ORI

Auto Theft Cases

ReportedDate w Time Month

Vehicle Recovery Incidents

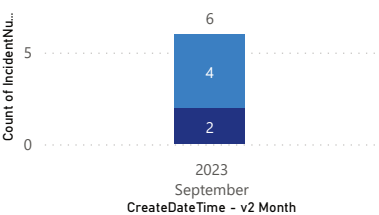
CreateDateTime - v2 Month

Vehicle Prowl Cases

ReportedDate w Time Month

Abandon Vehicles Incidents


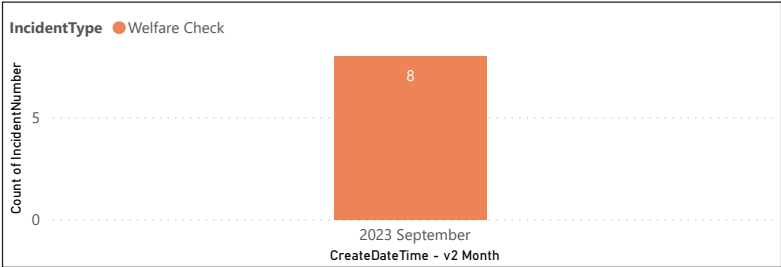
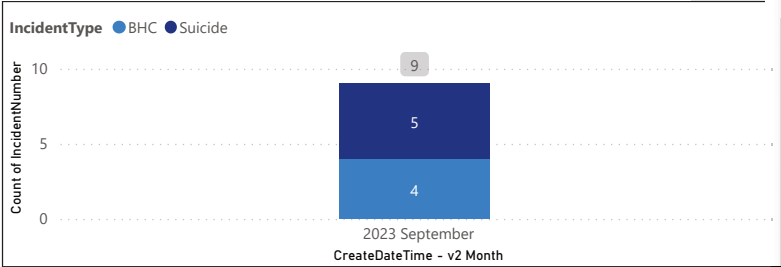
Call Origin... ● 911 call ● Officer-Initiated



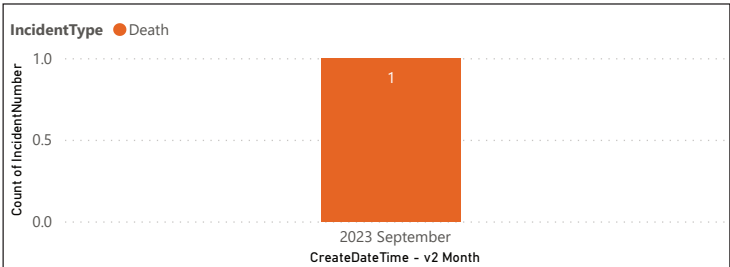
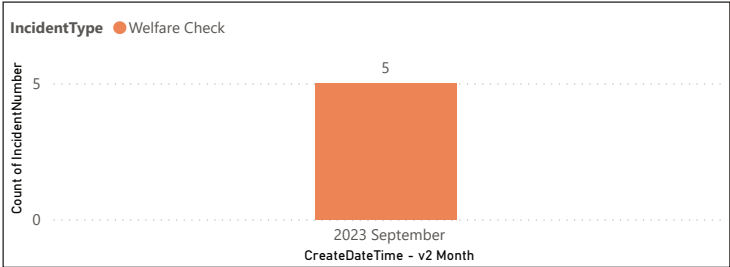
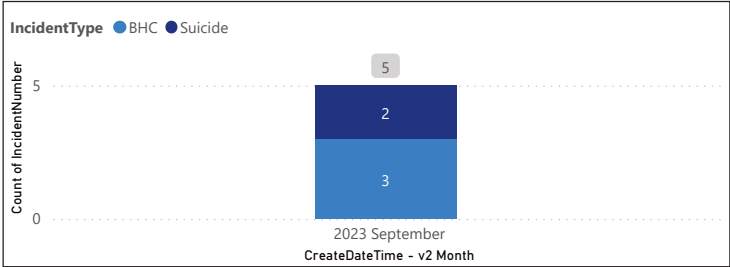
Theft of MV Parts Cases

ReportedDate w Time Month

IN THE GBR BEAT



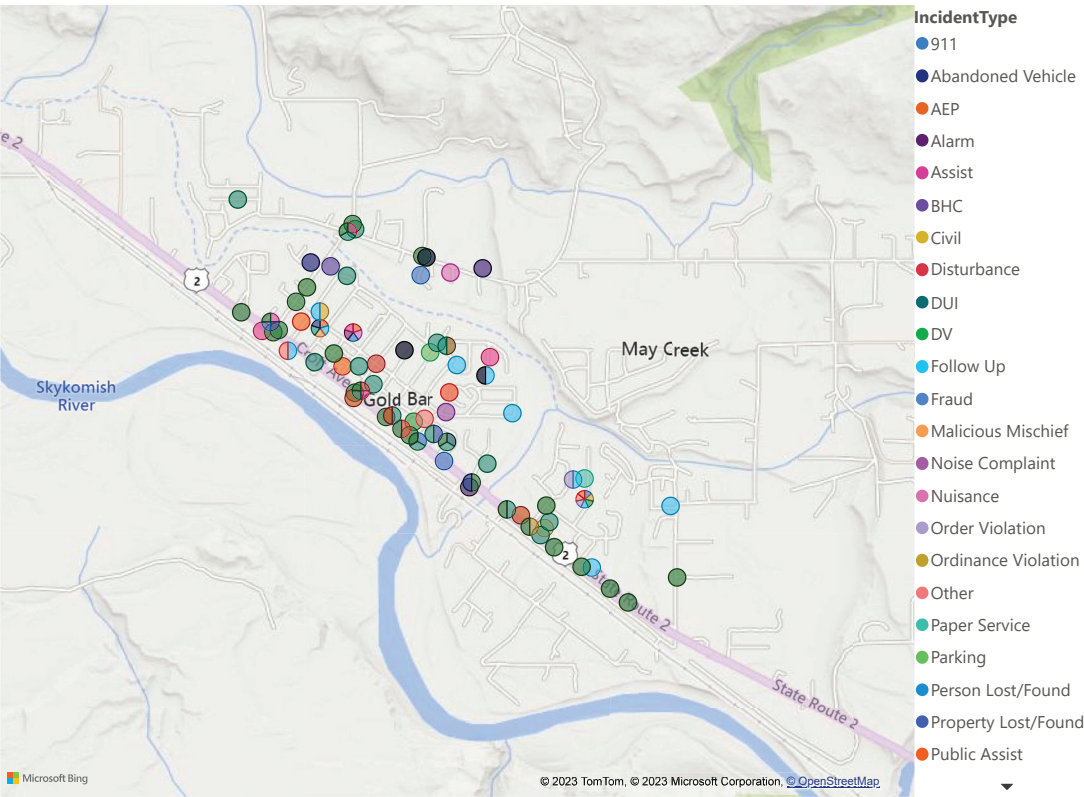
ANSWERED BY GBR ORI



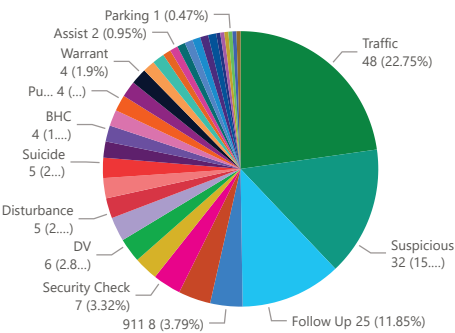
Incidents where the Beat is GBR, Regardless of ORI

NOTE: If an Incident Type is not listed, it is indicated that the incident type did not occur during a particular date range.

Gold Bar Incident Types - Past 12 Full Calendar Months

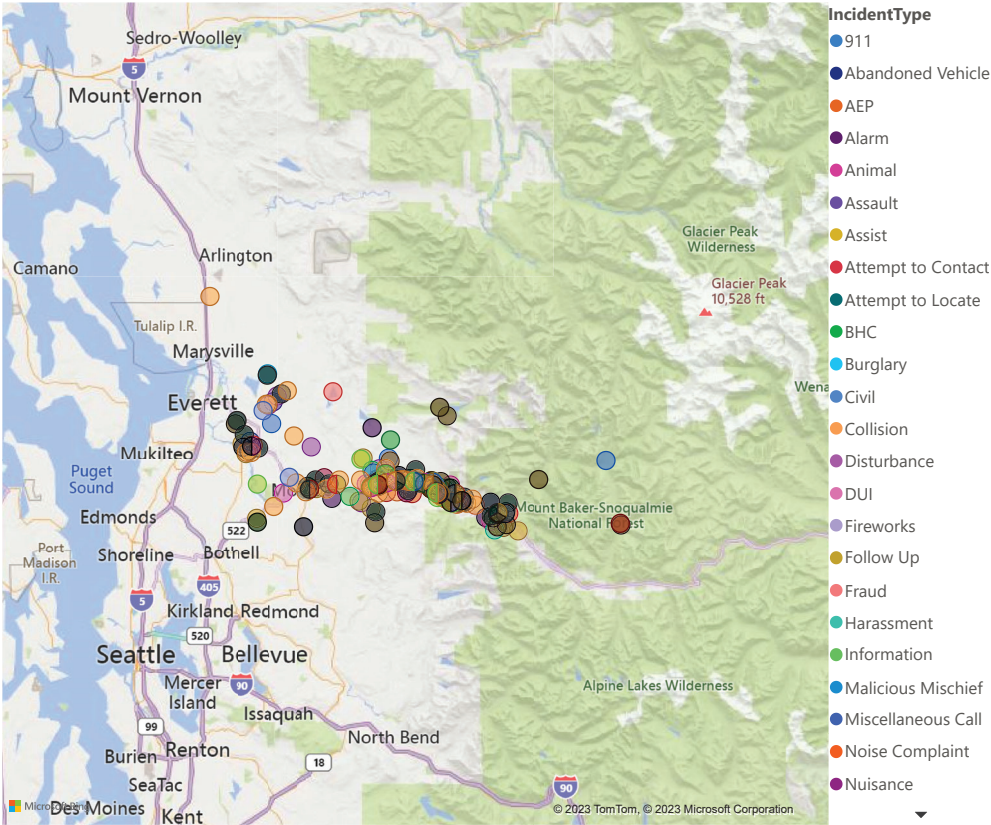


Count of IncidentNumber by IncidentType



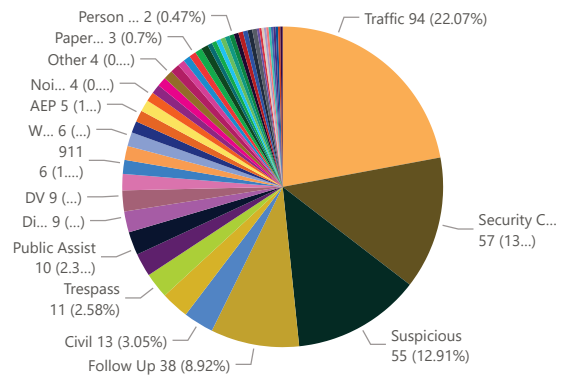
Incidents where the ORI Belongs to GBR PD Regardless of Location

Gold Bar ORI, Previous 12 full calendar months



NOTE: If an Incident Type is not listed, it is indicated that the incident type did not occur during a particular date range.

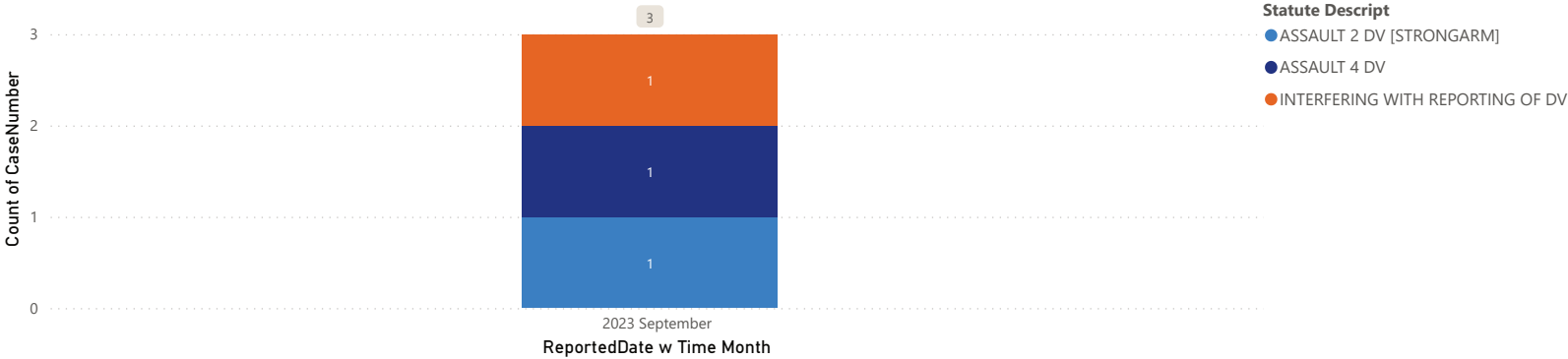
Count of IncidentNumber by IncidentType



Domestics in Beat GBR, regardless of ORI

Rape and Murder DV Component are excluded from this data.

Count of Statute (*) Case Number

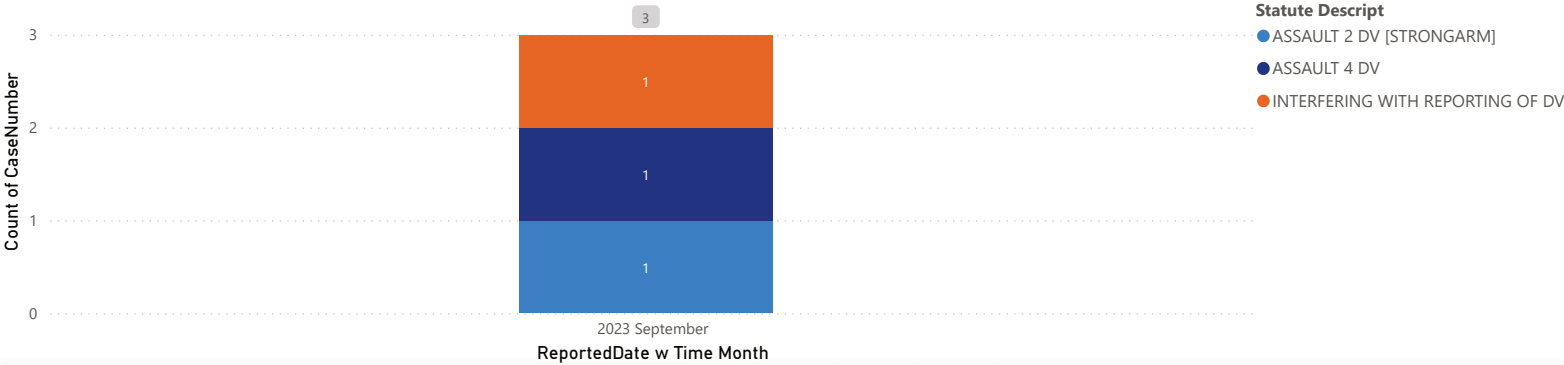


Year	2023
Statute Descript	September
⊞ ASSAULT 2 DV [STRONGARM]	1
⊞ ASSAULT 4 DV	1
⊞ INTERFERING WITH REPORTING OF DV	1
Total	3

Domestics Answered by GBR ORI

Rape and Murder DV Component are excluded from this data.

Count of Statute (*) Case Number



Year	2023
Statute Descript	September
ASSAULT 2 DV [STRONGARM]	1
ASSAULT 4 DV	1
INTERFERING WITH REPORTING OF DV	1
Total	3