

Gold Bar Police Department

Monthly Report to the Community for October

The Month in Numbers: 10/1 to 10/30/23

- 280 Incidents in the City of Gold Bar of which 182 were Officer Initiated
- 640 Incidents in the Gold Bar Region of which 321 were Officer Initiated
- **920 Incidents for the Month of**
- **30 Incidents per day on average**

These incidents are being handled by a total staff of 4 Deputies and a Chief over 410 sq miles

Incidents in the Region of Gold Bar for the Month ranked by percentage:

- 70 Emphasis Patrols - Checks 16 %
- 53 Traffic 12 %
- 49 Suspicious 11 %
- 30 Follow Ups 7 %
- 17 Civil Calls 4 %

Total Assault Incidents

- 0 Assaults in the City of Gold Bar
- 0 Assaults in the Gold Bar Region

Incidents in City of Gold Bar for the Month ranked by percentage:

- 78 Traffic 27 %
- 49 Suspicious 17 %
- 21 Emphasis Patrols - Checks 6 %
- 12 911 Calls 4 %
- 10 Public Assists 3 %

Total Burglary/Theft/Prowls in the Month:

- 0 Burglaries in the City & 0 Region
- 1 Thefts in the City & 0 in Region
- 0 Prowls in City & 1 in Region

Total Traffic Enforcement

- 78 Traffic City
- 53 Traffic Region
- Total 131**

BHC, Suicide, Death Welfare

- 10 Behavioral Health
- 7 Suicide Calls
- 19 Welfare Checks
- 4 Death Investigation

Highlight of Outstanding Police Work from this Month

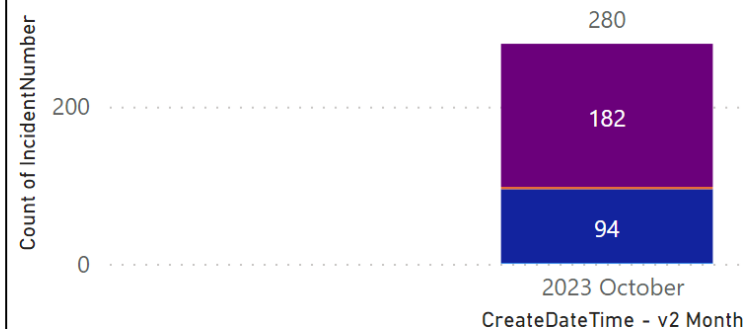
For the month of October, the department continues to prioritize traffic safety and proactive policing in the City of Gold Bar as well as the Gold Bar Region. Gold Bar Deputies responded to an average of 30 calls for service a day (combining CFS in the City & Region) and traffic enforcement related issues accounted for 27 percent of their activity in the City alone this month.

Unfortunately, the department received one theft complaint within the city limits this month. The case is being actively investigated. Additionally, the department participated in Trunk or Treat at Gold Bar Elementary for Halloween in our continued efforts to engage with the community.

IN THE GBR BEAT

Total Incidents

Call Origination (Blank) 911 call ASAP Officer-Initiated

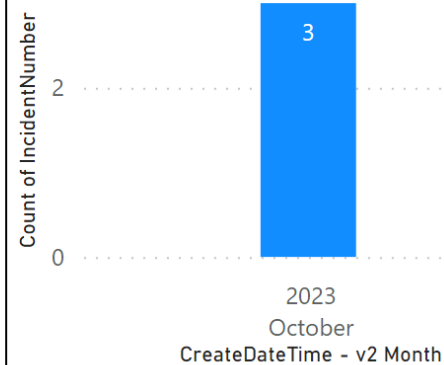


Count of CaseNumber by Year, Month and CrimeClass

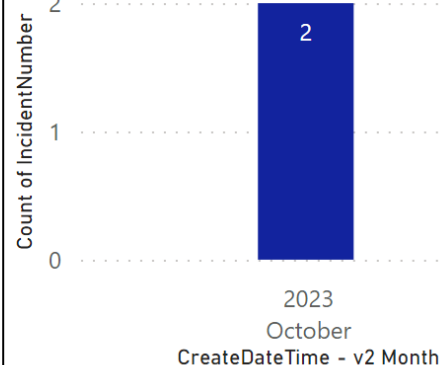
CrimeClass (Blank) Administrative Felony C Gross Misdemeanor Misdemeanor



Incident... Alarm



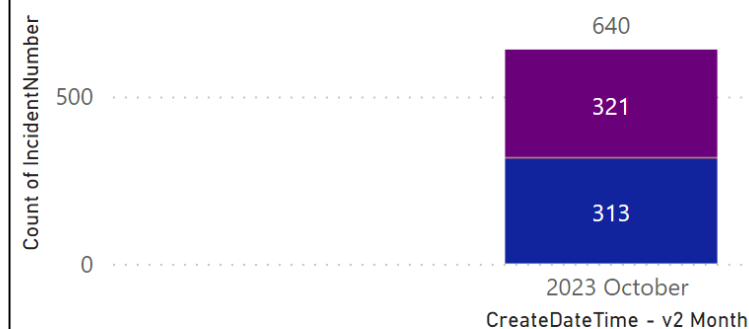
Incident... Animal



ANSWERED BY GBR ORI

Total Incidents

Call Origination (Blank) 911 call ASAP Officer-Initiated

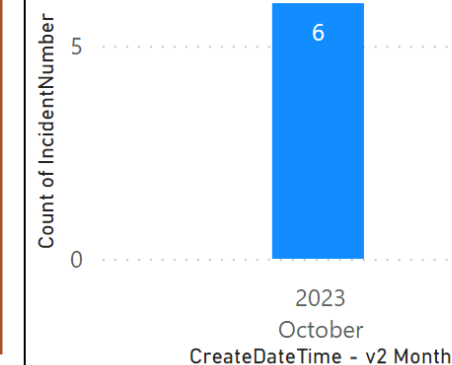


Count of CaseNumber by Year, Month and CrimeClass

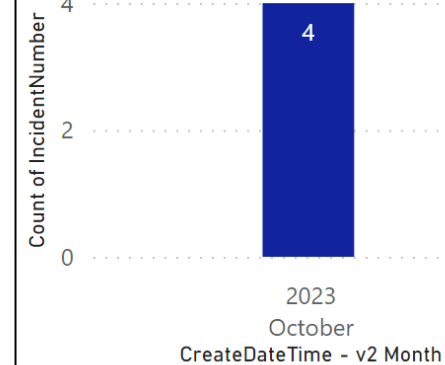
CrimeClass (Blank) Administrative Felony C Gross Misdemeanor Misdemeanor



Inciden... Alarm



Inciden... Animal



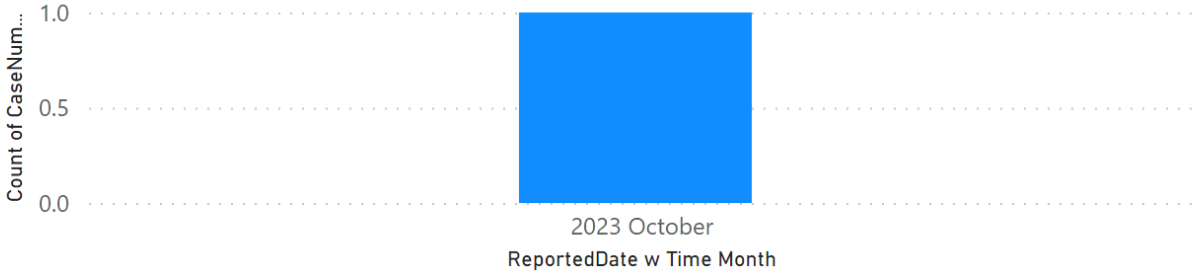
IN THE GBR BEAT

Burglary no DV

ReportedDate w Time Month

Theft Cases

SNOSTAT Group ● Theft 3 Shoplifting



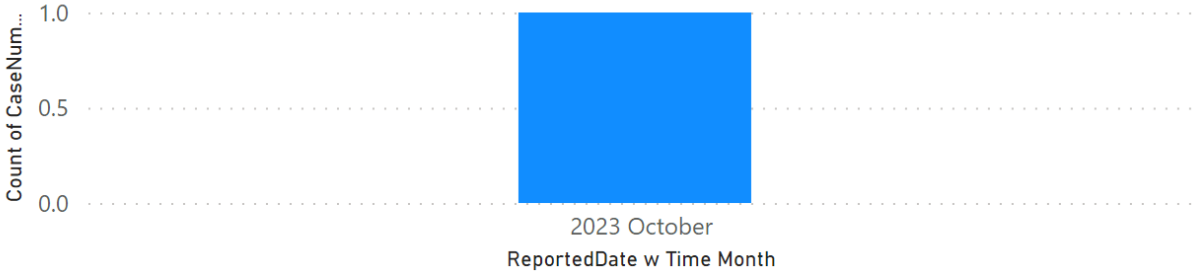
ANSWERED BY GBR ORI

Burglary Cases no DV

ReportedDate w Time Month

Theft Cases

SNOSTAT Group ● Theft 3 Shoplifting

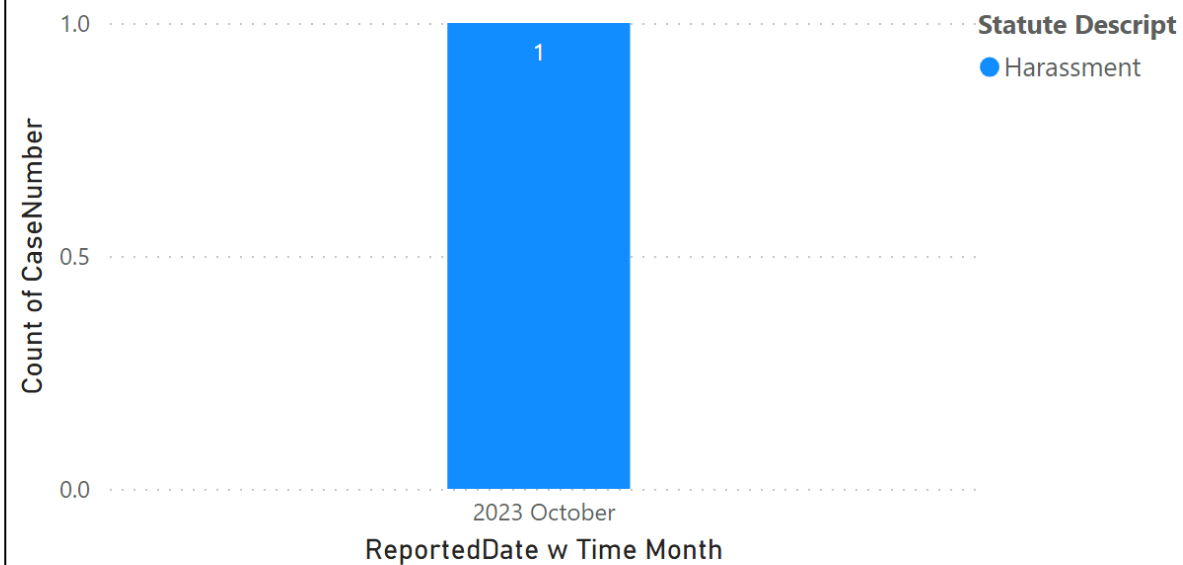


IN THE GBR BEAT

Assault no DV Cases

ReportedDate w Time Month

Harassment Cases

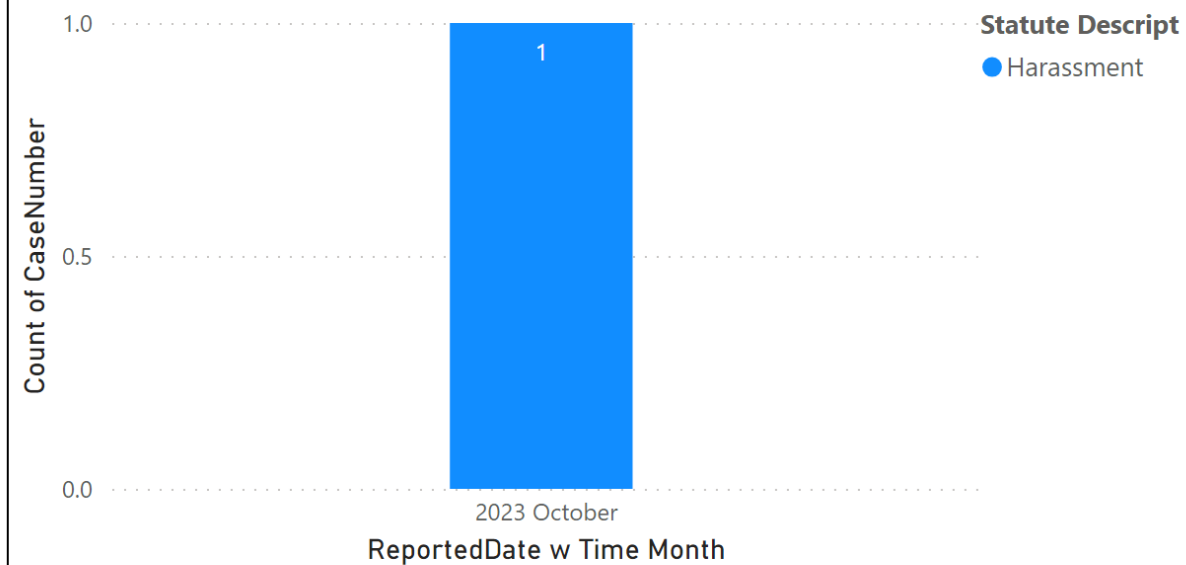


ANSWERED BY GBR ORI

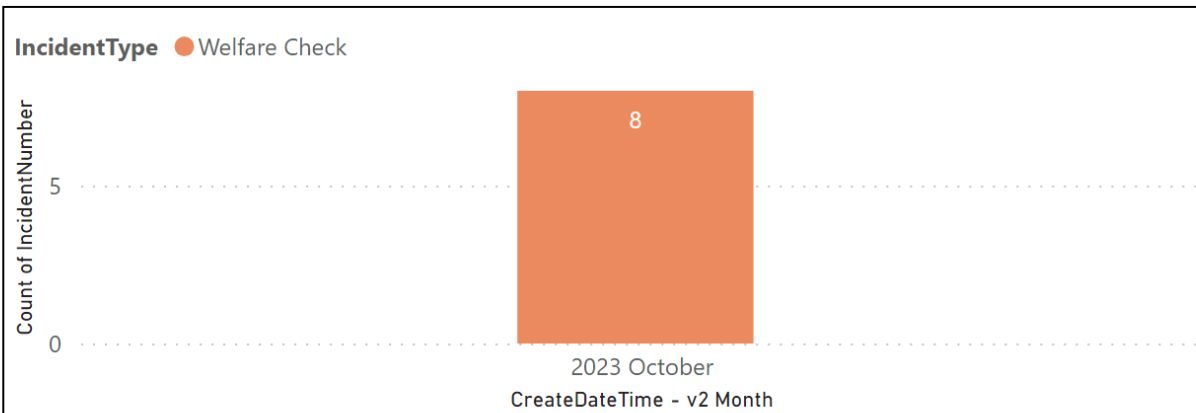
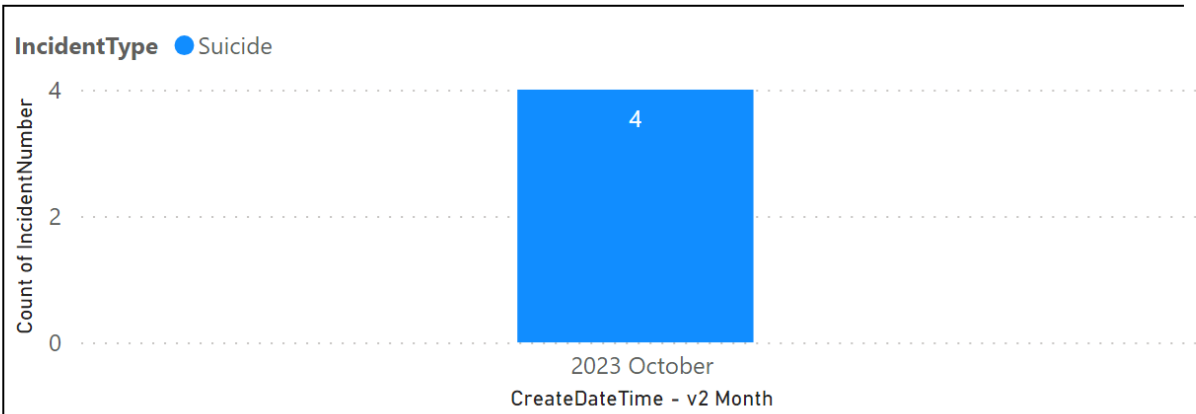
Assault no DV Cases

ReportedDate w Time Month

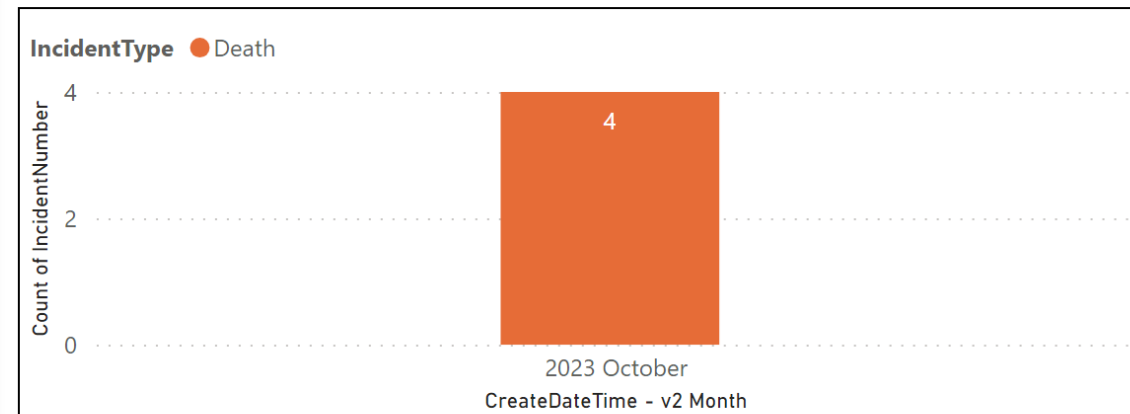
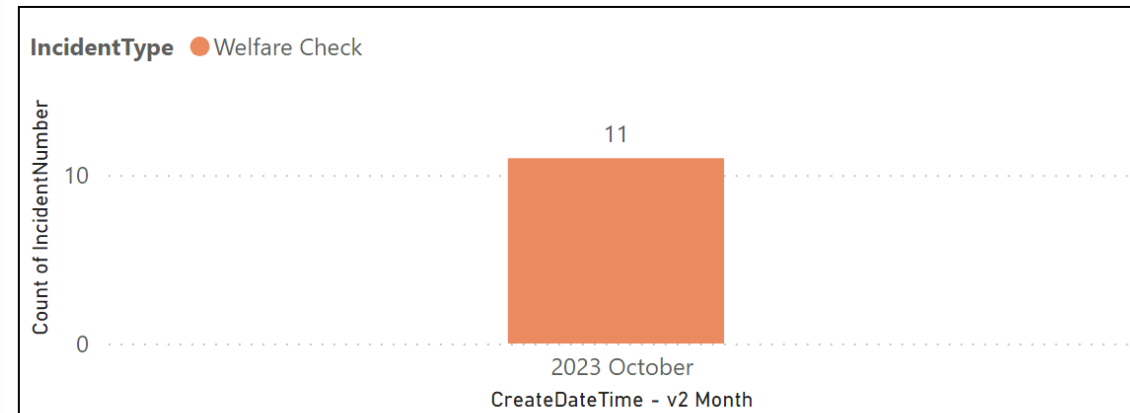
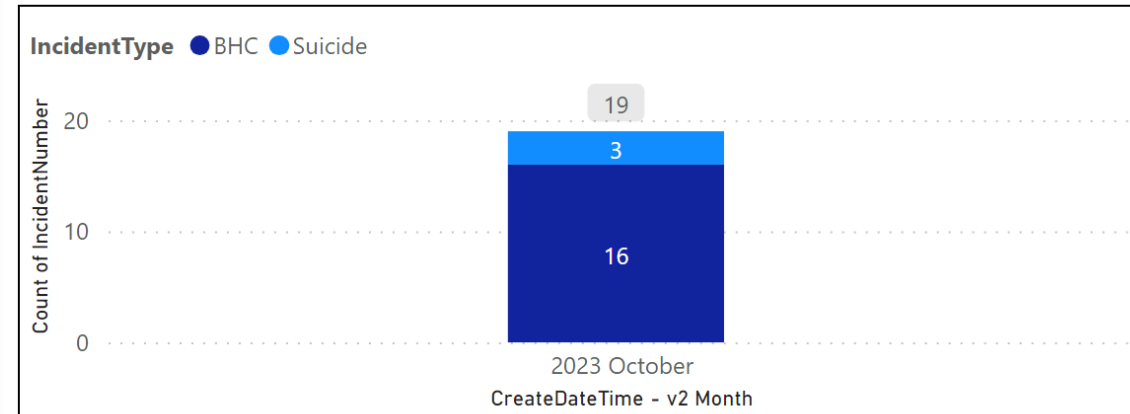
Harassment Cases



IN THE GBR BEAT



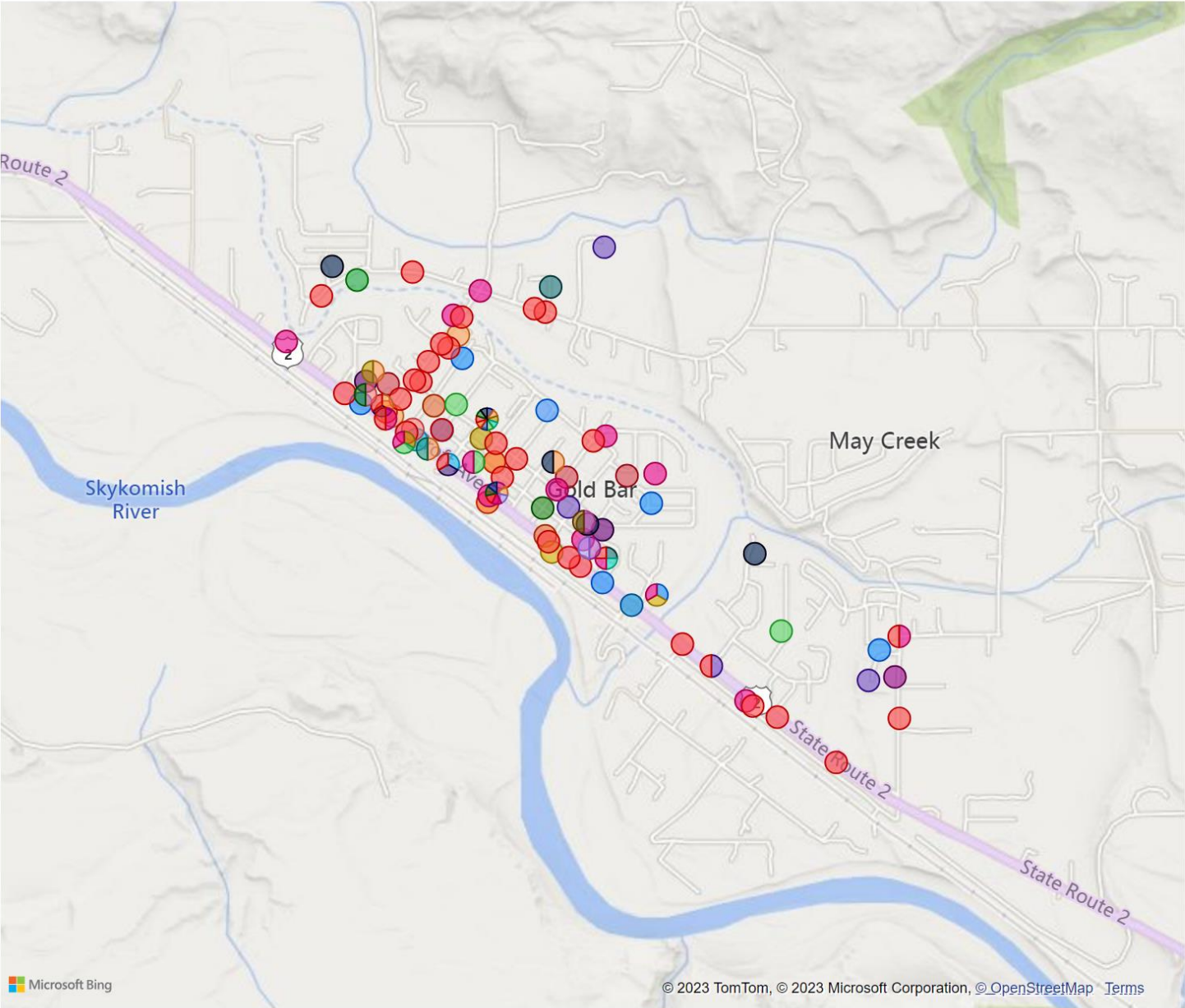
ANSWERED BY GBR ORI



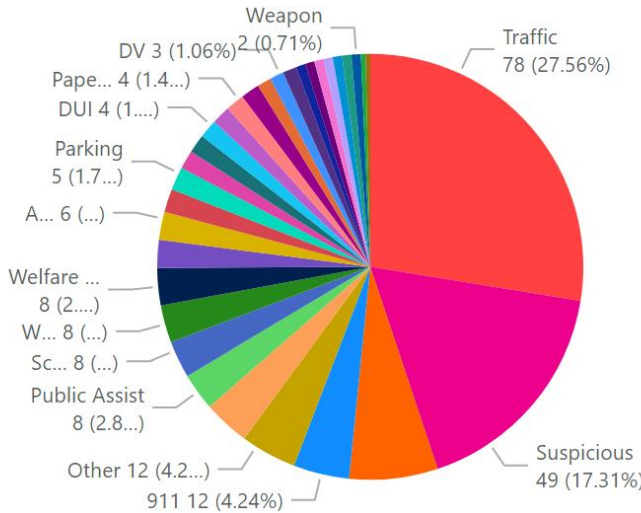
Incidents where the Beat is GBR, Regardless of ORI

NOTE: If an Incident Type is not listed, it is indicated that the incident type did not occur during a particular date range.

Gold Bar Incident Types - Past 12 Full Calendar Months



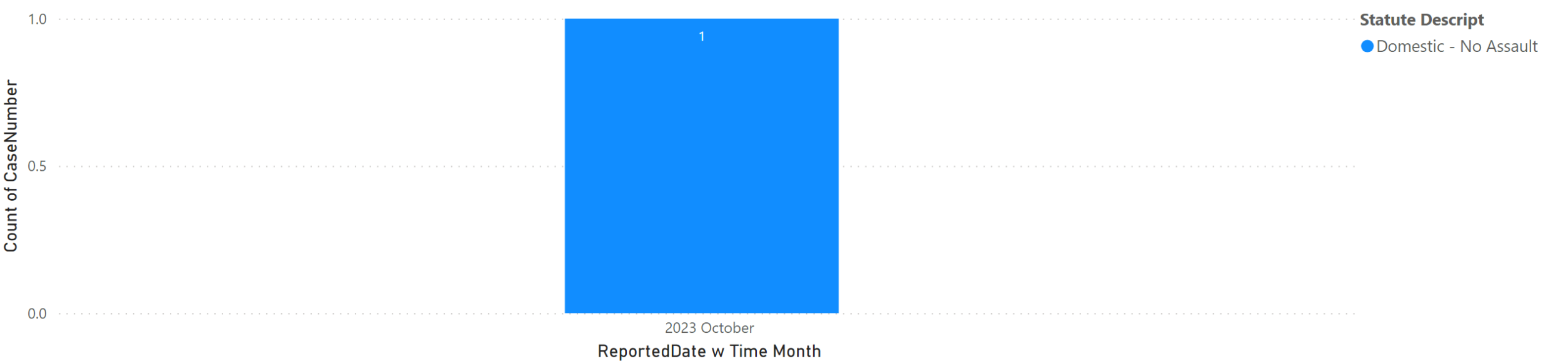
Count of IncidentNumber by IncidentType



Domestics in Beat GBR, regardless of ORI

Rape and Murder DV Component are excluded from this data.

Count of Statute (*) Case Number



Year	2023
Statute Descript	October
Domestic - No Assault	1
Total	1