

Gold Bar Police Department

Monthly Report to the Community for May 2023

The Month in Numbers:

- 530 Incidents in the City of Gold Bar of which 318 were Officer Initiated
- 867 Incidents in the Gold Bar Region of which 470 were Officer Initiated
- **1397 Incidents for the Month of April**
- **45 incidents per day on average**

These incidents are being handled by a total staff of 4 Deputies and a Chief over 410 sq miles

Incidents in the Region of Gold Bar for the Month ranked by percentage:

- 136 Traffic Incidents 15.6%
- 126 Suspicious calls 14.5%
- 116 Security Checks 13.3%
- 56 Area of Emphasis 6.4%
- 44 Follow Ups 5.0%

Incidents in City of Gold Bar for the Month ranked by percentage:

- 106 Traffic Incidents 19.2%
- 84 Suspicious calls 15.7%
- 43 Parking 7.8%
- 40 911 calls 7.2%
- 39 Emphasis Patrols 7.0%

Total Burglary/Theft/Prowls in the Month:

- 0 Burglary in the City & Region
- 1 Theft in the City & 1 in region
- 1 Prowls in City & 1 in region

Total Assault Incidents

- 5 assaults in the City of Gold Bar. 1 Arrest
- 7 assaults in the Gold Bar Region

Total Traffic Enforcement

- 106 Traffic City
- 136 Traffic Region
- 242 Total**
- 34 Infractions in city**
- 35 Parking**

Total BHC, Suicide, Death, Welfare Checks

- 16 Behavioral Health
- 5 Suicide calls
- 16 Welfare checks
- 1 Death Investigation

Highlight of Outstanding Police Work from this Month

Our pro-active Policing, which is a combination of traffic enforcement, emphasis patrols, etc. equals to 56% up from 53% in April for a total of 788 self-initiated incidents. This is having a direct effect in crime prevention. Our proactive self-initiated enforcement in the city increased by 184 for a total of 318. The proactive self-initiated enforcement in the region was up 117 for a total of 470.

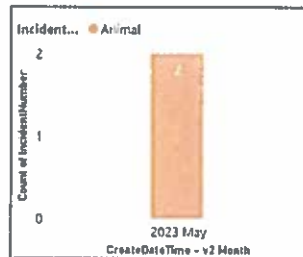
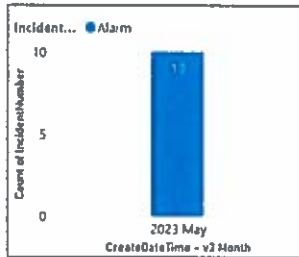

Additional Highlights

- We made arrests for Assault 2, felony & Misdemeanor warrants, DUI's and eluding.
- Parking issue on 13th St. Led to warrant arrest and partnership with city to post additional no parking signs.
- Wallace Falls Park and Ley RD issues. Additional manpower assigned for the race at the park for parking and traffic safety. Monitor parking issues on Ley RD. The city has placed additional no parking signs and using physical barriers. Gold Bar PD will continue to monitor area to ensure traffic safety and access. 60 parking infractions have been issued to date.
- Lake Serene Trailhead enforcement for car prowling and illegal parking
- Deputy applied NARCAN for a person who was overdosing. Person transported to hospital
- Working with US Forest LEO on timber theft involving Evergreen Pl. Traffic stop resulted in vehicle impound.
- Attended Community meeting with citizens from Mann Road area.
- Mann RD enforcement on holiday weekend
- Ley RD/May Creek RD area holiday enforcement
- Arrest for eluding occurring 1st Ave and 399th
- Search and Rescue calls are increasing




120 Lewis St

Count of IncidentNumber	Column Labels	
Row Labels	911 call	Officer-Initiated
2022		
FEBRUARY		
Suspicious	2	
MARCH		
Ordinance Violation		1
MAY		
Security Check		1
AUGUST		
Suspicious	1	
2023		
FEBRUARY		
Security Check		1
MARCH		
Security Check		3
APRIL		
Security Check		1
Suspicious	1	
Trespass	1	
Grand Total	5	7


IN THE GBR BEAT




ANSWERED BY GBR ORI




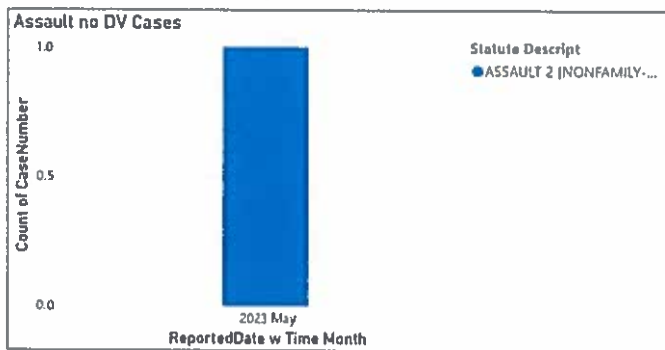
IN THE GBR BEAT




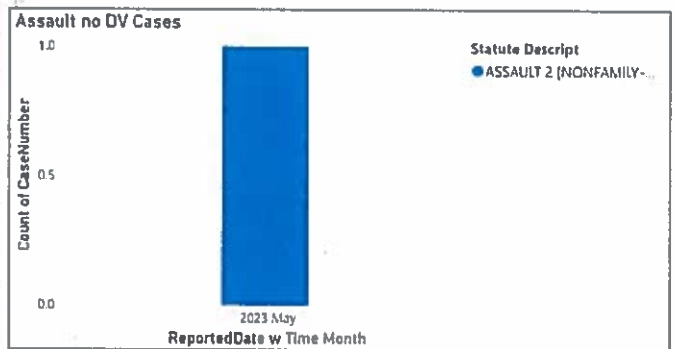
ANSWERED BY GBR ORI





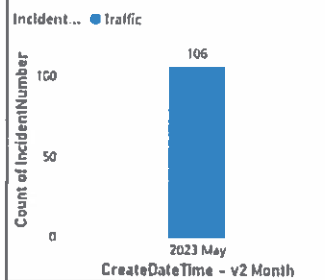
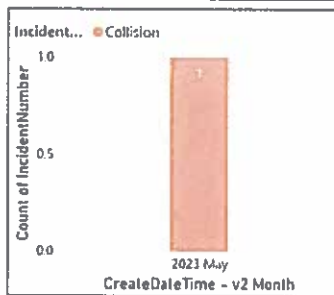
IN THE GBR BEAT






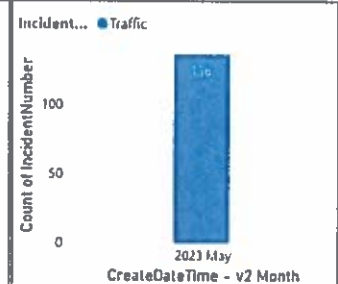
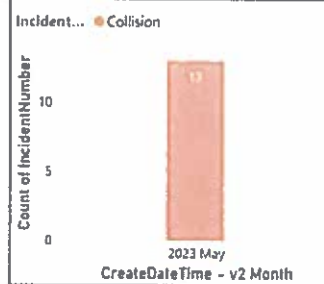
ANSWERED BY GBR ORI



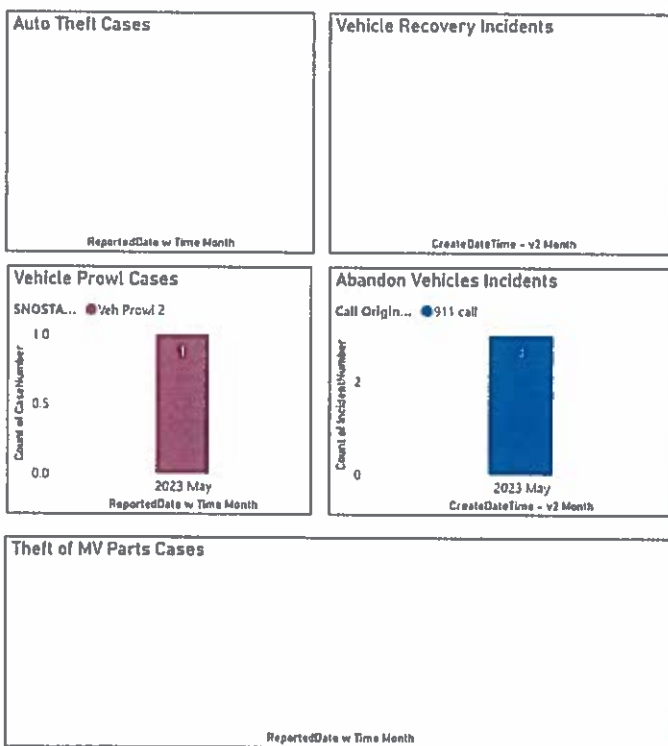
IN THE GBR BEAT



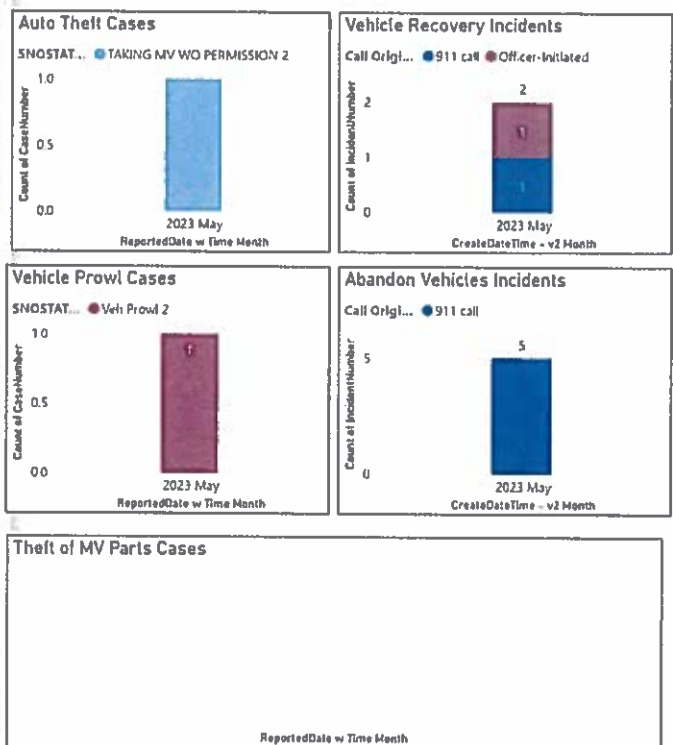
ANSWERED BY GBR ORI



IN THE GBR BEAT




ANSWERED BY GBR ORI



IN THE GBR BEAT

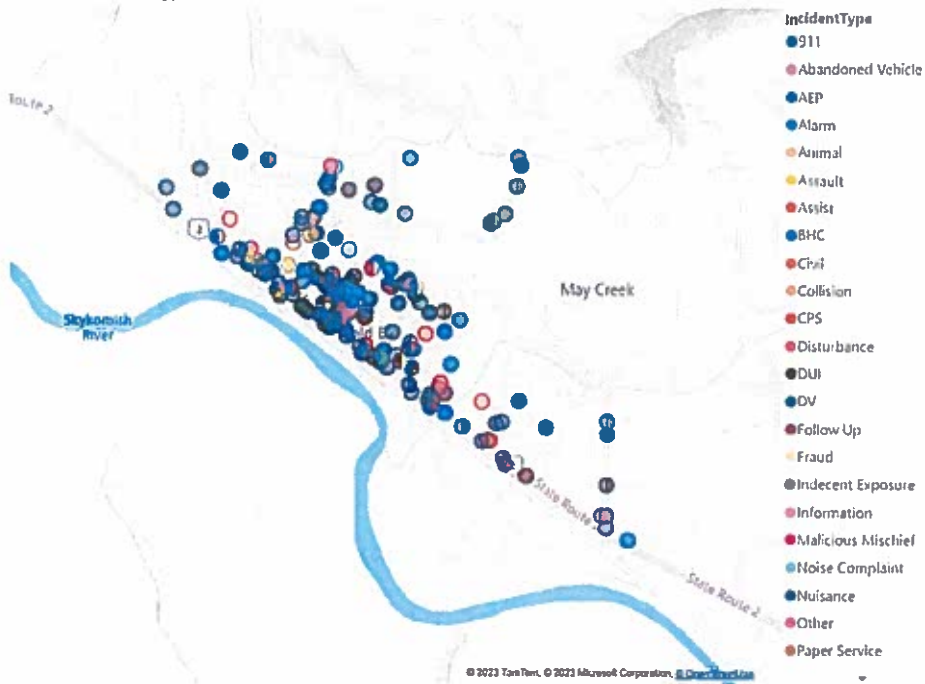


ANSWERED BY GBR ORI



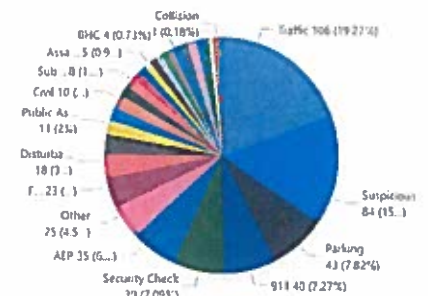
Incidents where the Beat is GBR, Regardless of ORI

Gold Bar Incident Types - Past 12 Full Calendar Months



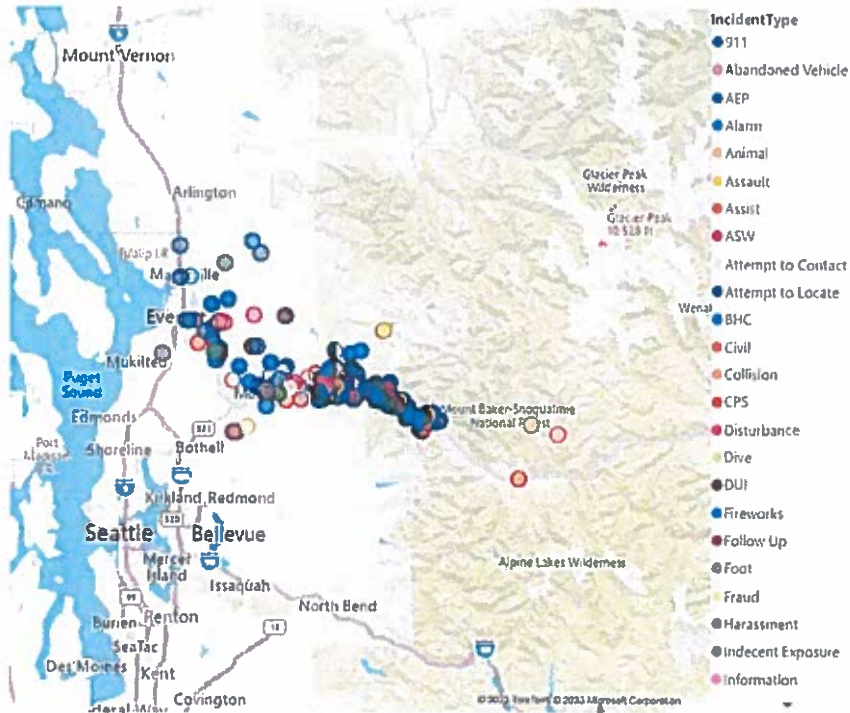
NOTE: If an Incident Type is not listed, it is indicated that the Incident type did not occur during a particular date range.

Count of IncidentNumber by IncidentType



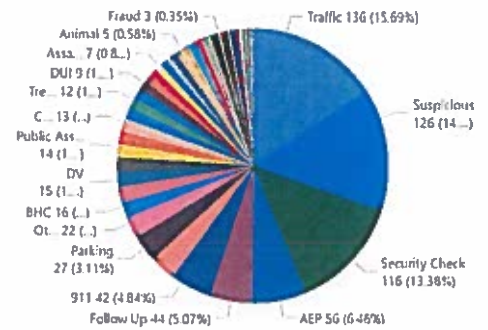
Incidents where the ORI Belongs to GBR PD Regardless of Location

Gold Bar ORI. Previous 12 full calendar months



NOTE: If an Incident Type is not listed, it is indicated that the incident type did not occur during a particular date range.

Count of IncidentNumber by IncidentType



8

Domestics Answered by GBR ORI

Rape and Murder DV Component are excluded from this data.

Count of Statute (*) Case Number




Year	2023
Statute Descript	May
ASSAULT 4 DV	1
Domestic - No Assault	1
RECKLESS ENDANGERMENT DV	1
Total	3

Domestics in Beat GBR, regardless of ORI


Rape and Murder DV Component are excluded from this data.

Count of Statute (*) Case Number



Year	2023
Statute Descript	May
<input checked="" type="checkbox"/> ASSAULT 4 DV	1
<input checked="" type="checkbox"/> Domestic - No Assault	1
<input checked="" type="checkbox"/> RECKLESS ENDANGERMENT DV	1
Total	3

**Number of Tickets/Citations
This Calendar Year
Beat GBR - regardless of ORI**

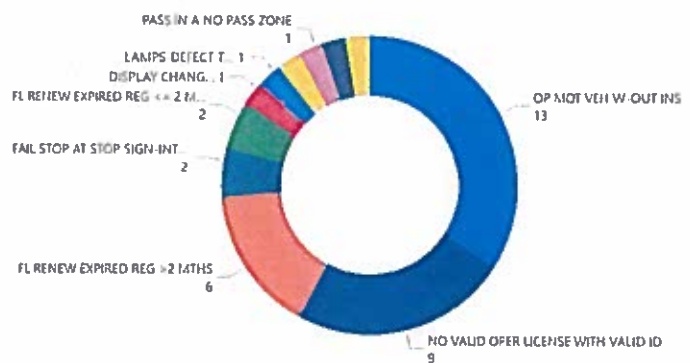


NOTE: If a ticket/citation does not show on this page, then it is possible that Records has not keyed it in yet or we did not have a specific issue for a particular month.

Snohomish

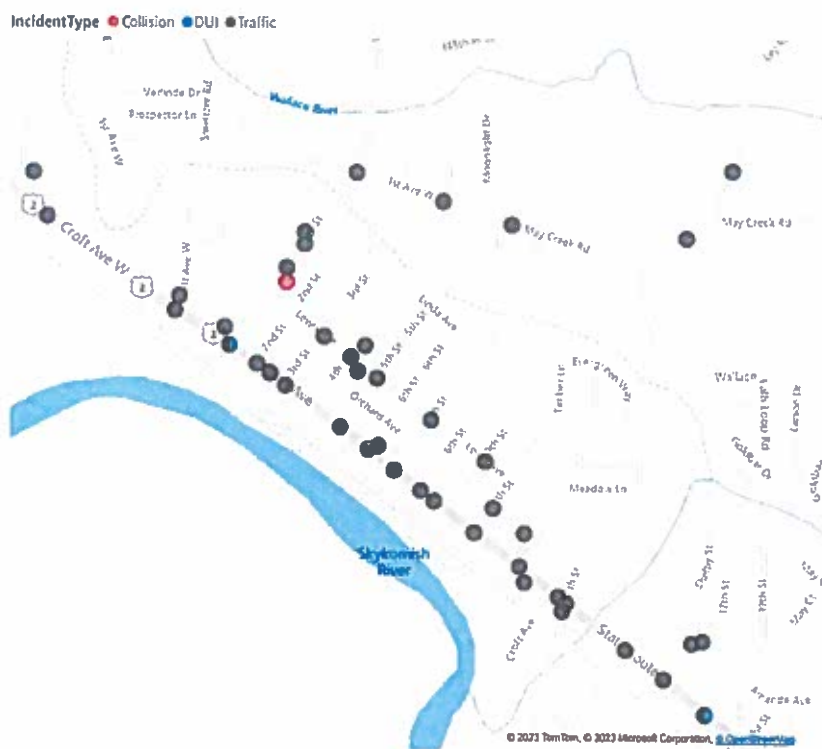
Description ● DISPLAY ● FAIL STOP ● FL RENE ● FL RENE ● LAMPS ● LAMPS

of Tickets By Description



Infraction - Total Traffic
18 18

IncidentType ● Collision ● DUI ● Traffic



Year	Collision	DUI	Traffic	Total
2023	1	5	106	112
May	1	5	106	112
Total	1	5	106	112



Year	Statute Descript
Total	

Auto Theft Cases - Past 12 months



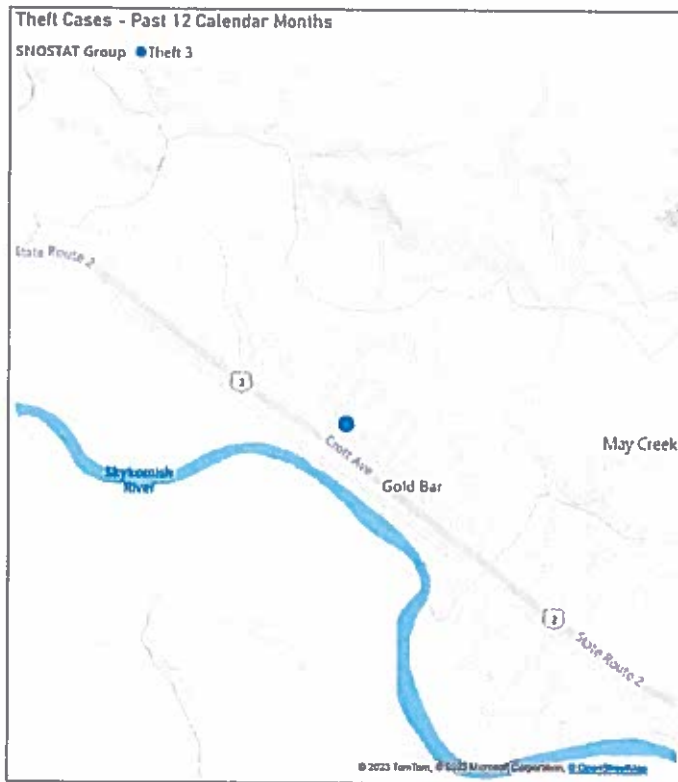
Year
Statute
Descript
Total

Vehicle Prowl Cases - Past 12 calendar months

SNOSTAT Group ● Veh Prowl 2



Year	2023
Statute Descript	May
VEHICLE PROWLING 2 (THEFT FROM MOTOR VEHICLE)	1
Total	1



Year	2023
Statute Descript	May
THEFT 3 (FROM BLDING)	1
Total	1