

Gold Bar Police Department

Monthly Report to the Community for March 2023

The Month in Numbers:

- 299 Incidents in the City of Gold Bar of which 130 were Officer Initiated
- 654 Incidents in the Gold Bar Region of which 321 were Officer Initiated
- **955 Incidents for the Month of Jan**
- **30 Incidents per day on average**

These incidents are being handled by a total staff of 4 Deputies and a Chief over 410 sq miles

Incidents in the Region of Gold Bar for the Month ranked by percentage:

- 149 Emphasis patrols 22.7%
- 99 Traffic Incident 15.1%
- 75 Suspicious calls 11.4%
- 32 Follow Ups 4.8%
- 26 911 calls 3.9%

Incidents in City of Gold Bar for the Month ranked by percentage:

- 62 Emphasis Patrols 20.2%
- 36 Traffic Incidents 11.4%
- 35 911 calls 11.4%
- 31 Suspicious calls 10.1%
- 13 Civil incidents 4.2%

Total Burglary/Theft/Prowls in the Month:

- 1 Burglary in Gold Bar Region
- 1 Thefts in City of Gold Bar
- 1 Thefts in Gold Bar Region
- 1 Vehicle Prowl in City of Gold Bar
- 1 Vehicle Prowl in Gold Bar Region

Total Assault Incidents

- 0 assault in the City of Gold Bar
- 0 assaults in the Gold Bar Region

Total Traffic Enforcement

- 36 Traffic stops in the City of Gold Bar
- 99 Traffic stops in the Gold Bar Region

135 Total traffic stops
10 Infractions issued


Total BHC, Suicide, Death, Welfare Checks

- 21 Behavioral Health
- 1 Suicide calls
- 10 Welfare checks
- 3 Death Investigation

Highlight of Outstanding Police Work from this Month


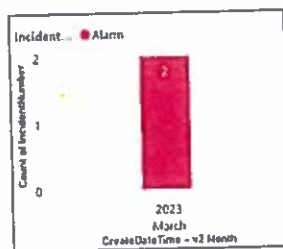
Our pro-active Policing, which is a combination of traffic enforcement, emphasis patrols, etc. equals to 47% of the total incidents for the month of March. The additional emphasis patrols and traffic enforcement is having a direct effect in crime prevention. This is seen in very low incidents in property crimes and assaults. Two significant arrests were a DUI crash on Mann Road. A malicious mischief at the Mann Gas Station individual also trespassed. A Coffee with the Chief event will be held on Saturday 4/15 9 to 11am at Gold Bar City Hall.

IN THE GBR BEAT




Count of CaseNumber by Year, Month and CrimeClass

CrimeClass (Blank) Administrative Gross Misdemeanor Misdemeanor


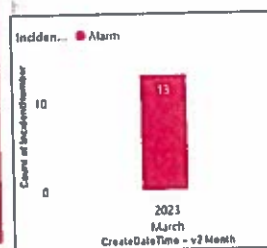


ANSWERED BY GBR ORI



Count of CaseNumber by Year, Month and CrimeClass

CrimeClass (Blank) Administrative Felony C Gross Misdemeanor Misdemeanor



IN THE GBR BEAT

Burglary no DV

ReportedDate w Time Month

Theft Cases

SNOSTAT Group ● Theft 3

Count of CaseNum
1.0
0.5
0.0



2023 March
ReportedDate w Time Month

ANSWERED BY GBR ORI

Burglary Cases no DV

ReportedDate w Time Month

Theft Cases

SNOSTAT Group ● Theft 3

Count of CaseNum
1.0
0.5
0.0



2023 March
ReportedDate w Time Month

IN THE GBR BEAT

Assault no DV Cases

ReportedDate w Time Month

Harassment Cases

ReportedDate w Time Month

ANSWERED BY GBR ORI

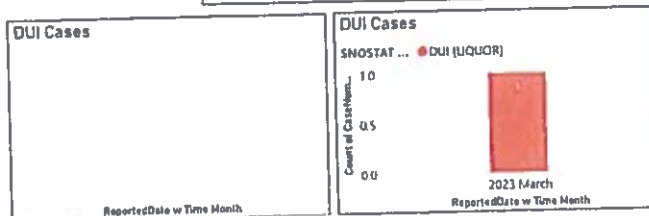
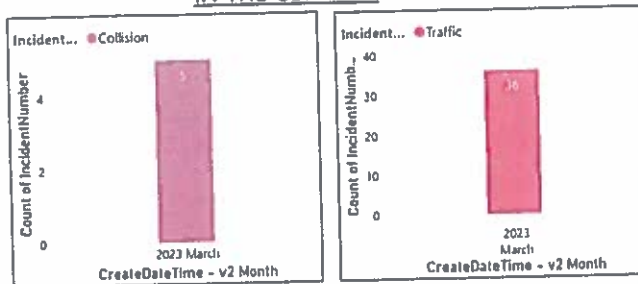
Assault no DV Cases

ReportedDate w Time Month

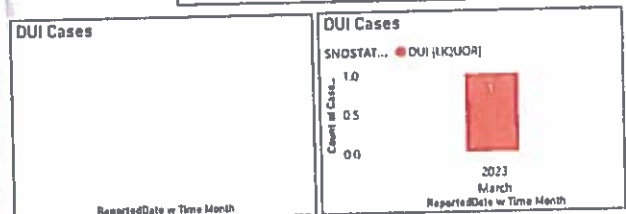
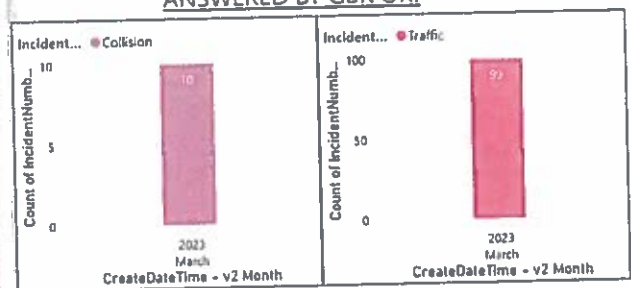
Harassment Cases

ReportedDate w Time Month

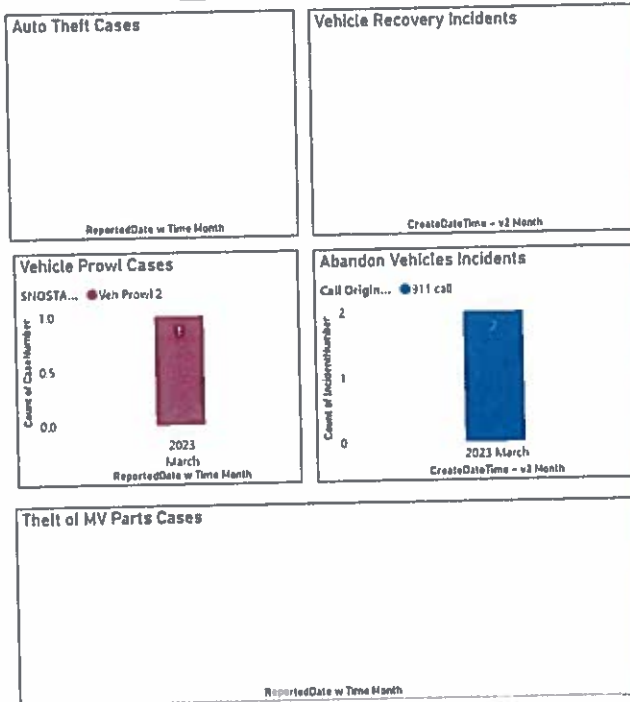
IN THE GBR BEAT



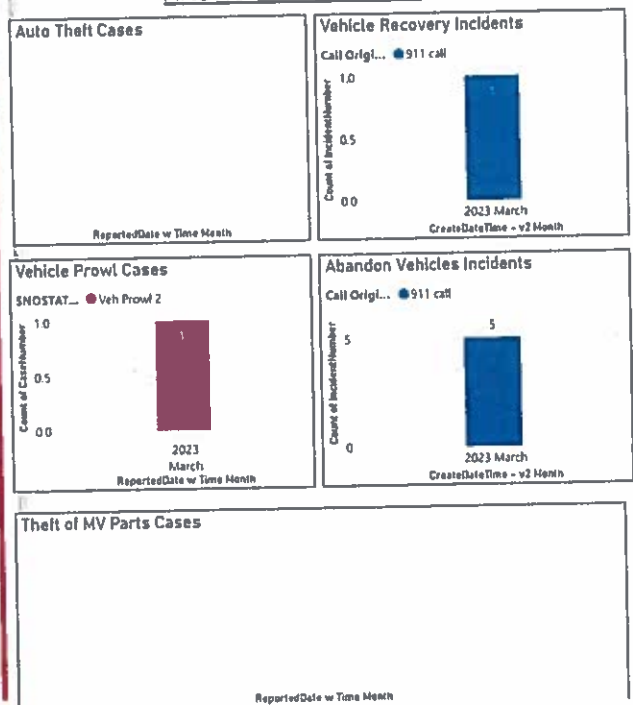
ANSWERED BY GBR ORI



IN THE GBR BEAT




ANSWERED BY GBR ORI



IN THE GBR BEAT

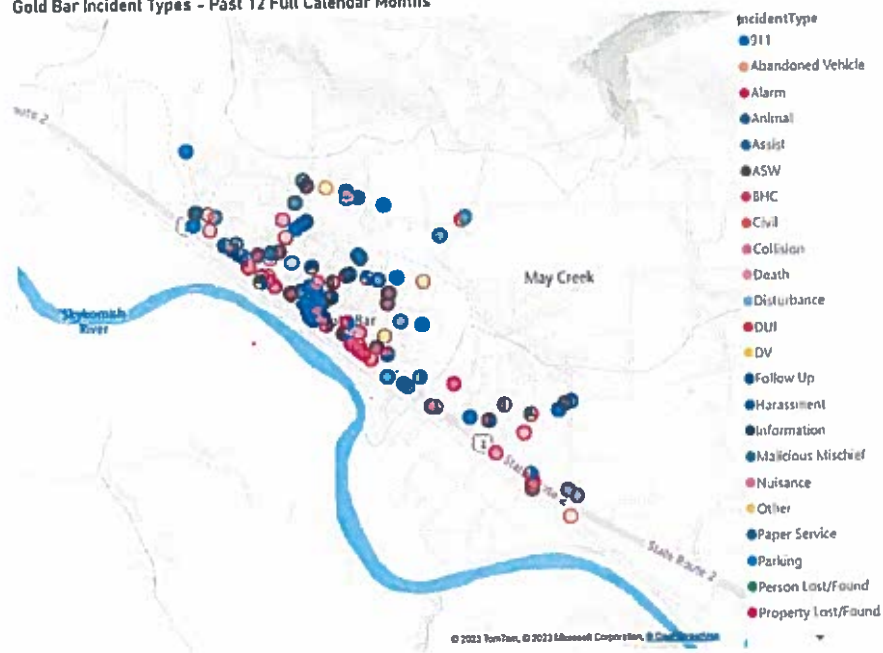


ANSWERED BY GBR ORI



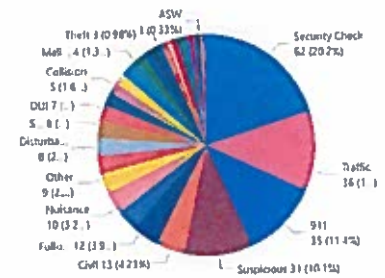
Incidents where the Beat is GBR, Regardless of ORI

Gold Bar Incident Types - Past 12 Full Calendar Months



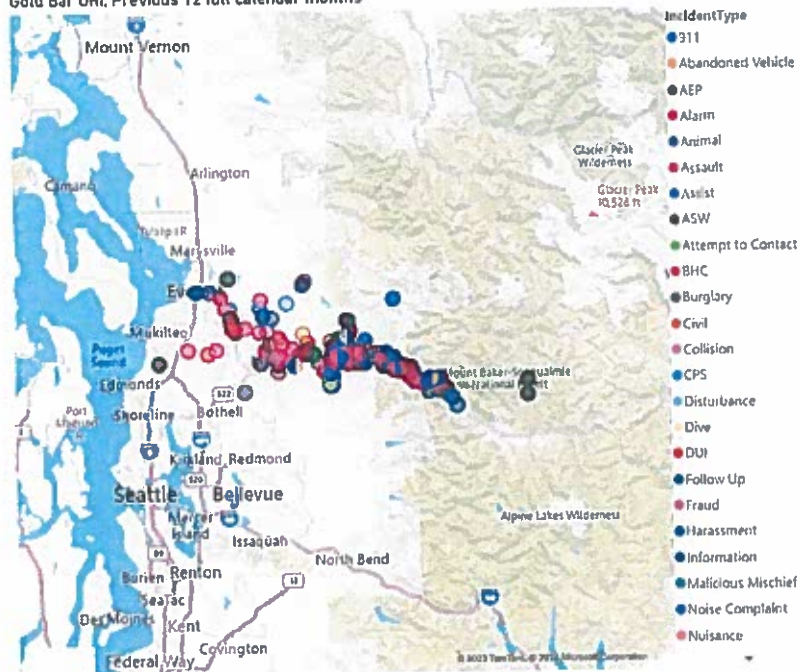
NOTE: If an Incident Type is not listed, it is indicated that the incident type did not occur during a particular date range.

Count of IncidentNumber by IncidentType



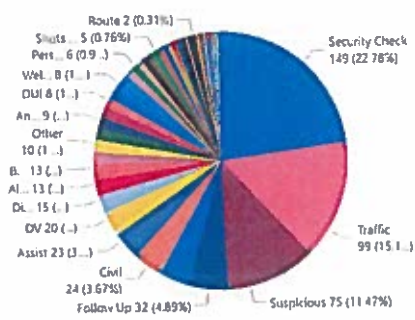
Incidents where the ORI Belongs to GBR PD Regardless of Location

Gold Bar ORI, Previous 12 full calendar months



NOTE: If an Incident Type is not listed, it is indicated that the incident type did not occur during a particular date range.

Count of IncidentNumber by IncidentType



Domestics in Beat GBR, regardless of ORI

Rape and Murder DV Component are excluded from this data.

Count of Statute (*) Case Number



Statute Descript
 ● ASSAULT 4 DV
 ● Domestic - No Assault

Year	2023
Statute Descript	March
<input type="checkbox"/> ASSAULT 4 DV	1
<input type="checkbox"/> Domestic - No Assault	2
Total	3

Domestics Answered by GBR ORI

Rape and Murder DV Component are excluded from this data.

Count of Statute (*) Case Number

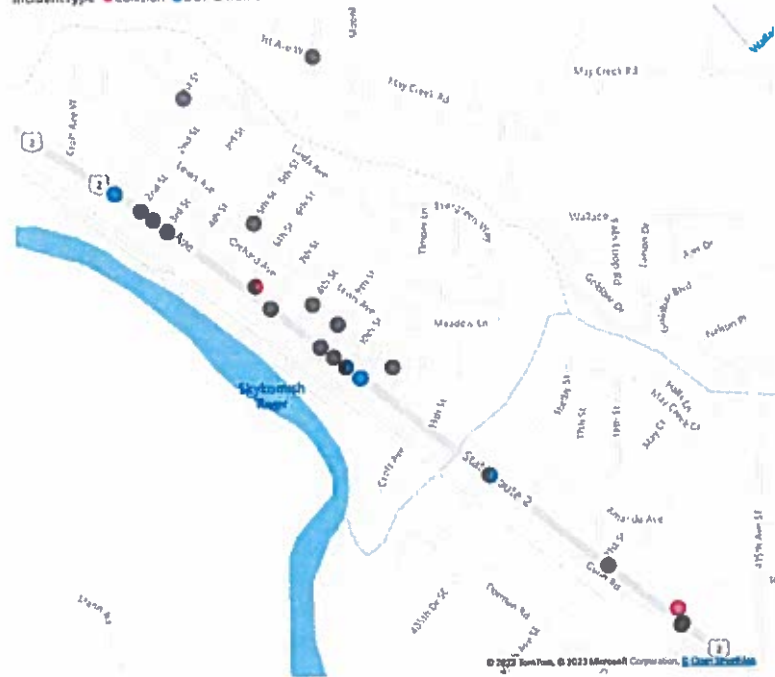


Statute Descript
 ASSAULT 4 DV
 Domestic - No Assault

Year	2023
Statute Descript	March
ASSAULT 4 DV	1
Domestic - No Assault	3
Total	4

Gold Bar Collisions, DUI & Traffic - Past 12 calendar months

IncidentType Collision DUI Traffic



Year	Collision	DUI	Traffic	Total
2023	5	6	36	47
March	5	6	36	47
Total	5	6	36	47

Burglary - Past 12 calendar months



Year
Statute Descript
Total

Auto Theft Cases - Past 12 months



Year
Statute
Descript
Total

Vehicle Prowl Cases - Past 12 calendar months



Year
Statute Descript
Total



Year	2023
Statute Descript	March
THEFT 3 (ALL OTHER)	1
Total	1