



Gold Bar Police Department

Monthly Report to the Community for July 2023

The Month in Numbers:

- 350 Incidents in the City of Gold Bar of which 169 were Officer Initiated
- 741 Incidents in the Gold Bar Region of which 326 were Officer Initiated
- **1091 Incidents for the Month of July**
- **35 incidents per day on average**

These incidents are being handled by a total staff of 4 Deputies and a Chief over 410 sq miles

Incidents in the Region of Gold Bar for the Month ranked by percentage:

- 124 Traffic Incidents 16%
- 88 Suspicious calls 11%
- 93 Area of Emphasis/checks 9%
- 56 Follow Ups 7%
- 32 civil calls 4%

Total Assault Incidents

- 1 assault in the City of Gold Bar
- 1 assault in the Gold Bar Region

Total Traffic Enforcement

- 84 Traffic City
- 124 Traffic Region
- 208 Total**

Incidents in City of Gold Bar for the Month ranked by percentage:

- 84 Traffic Incidents 23%
- 45 Suspicious calls 12%
- 27 Follow Ups 27%
- 17 Public Assists 4%
- 14 Warrant Arrests 3.9%

Total Burglary/Theft/Prowls in the Month:

- 3 Burglary in the City & 2 Region
- 1 Theft in the City & 1 in region
- 0 Prowls in City & 0 in region

BHC, Suicide, Death Welfare

- *19 Behavioral Health
- 11 Suicide calls
- 22 Welfare checks
- 4 Death Investigation

Highlight of Outstanding Police Work from this Month

Our pro-active Policing, accounted for 495 self-initiated incidents which is 42% of the total incidents. This is having a direct effect in crime prevention and the arrest of 14 different warrant subjects. The month of July was very busy as we handled over 583 calls made to the 911 center. In looking at the incidents we completed 58 case reports. Our response to BHC, welfare, suicide and death investigations were up. We have received traffic complaints about illegal ATV and dirt bikes operating on the public roadway. One of which led to an arrest for suspended license and impounding of the ATV. The city has put together a flier on what is required for ATV and or dirt bikes to be operated on the public roadway. If violators are contacted, they risk an infraction and or impound fees. We enjoyed participating in the Gold Bar Dust Days and the great conversations that were had.



City of Gold Bar

EST. 1910



107 – 5th Street, Gold Bar, WA 98251

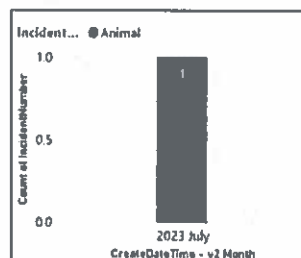
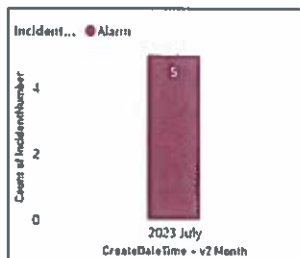
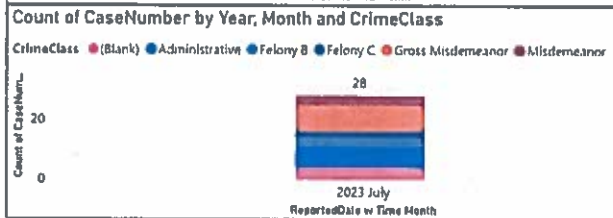
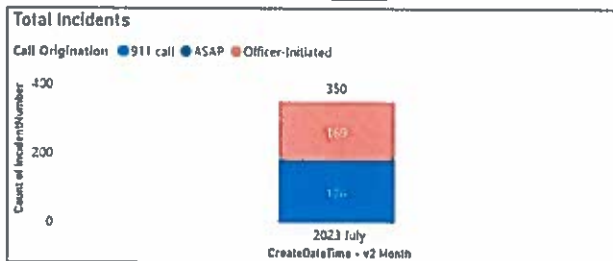
Reminder of Rules for OVR(Off-Road-Vehicles) and WATV(Wheeled All-Terrain Vehicles) Inside the City of Gold Bar

With the weather warming, now is a good time to review the rules for OVR(Off-Road-Vehicles) and WATV(Wheeled All-Terrain Vehicles) inside the City of Gold Bar. Since June of 2019, WATVs have been allowed on city streets and inside city limits on US 2, where the speed limit does not exceed 35 MPH, as long as they meet the requirements listed in Chapter 10.18 of the city municipal code at https://library.municode.com/.../codes/code_of_ordinances... If you operate a WATV on city streets, please adhere to the rules of the road, and share this information with anyone who might be unaware of the details. If you value the freedom provided by this ordinance, please familiarize yourself with the requirements so that it does not become a privilege the community is in danger of losing.

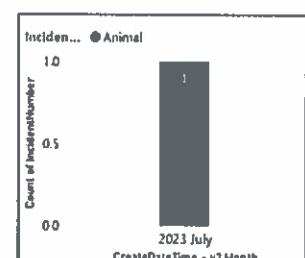

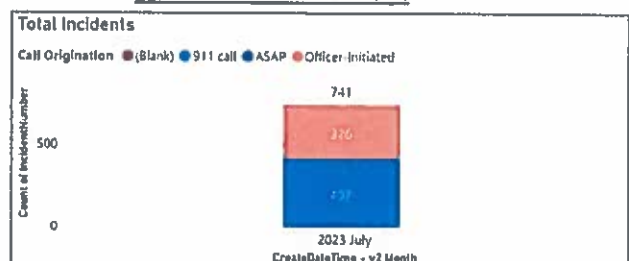
A partial list of requirements include:

- Legal WATVs must be registered and include an annual On-Road tab as listed and required in <https://app.leg.wa.gov/RCW/default.aspx?cite=46.09>
- Any wheeled all-terrain vehicle operated on a city street shall include the equipment listed in https://library.municode.com/.../codes/code_of_ordinances... including headlights, taillights, turn signals, etc.
- Operators must be licensed drivers.
- Helmets are required for operators and passengers unless WATV is equipped with seat belts, roll bars, or enclosed passenger compartment.
- A person who operates a wheeled all-terrain vehicle shall carry proof of current liability insurance in compliance with, and with coverage limits at least equivalent to the amounts set forth in, <https://app.leg.wa.gov/RCW/default.aspx?cite=46.29>
- Riders must obey all traffic control devices and rules of the road.
- Drivers may not operate WATVs in a negligent or unsafe manner, may not tow anything behind the WATV, may not operate WATVs side by side in a single lane of traffic, and shall not carry passengers unless the WATV is equipped for passengers.
- WATVs may not be operated on sidewalks, in parks, on trails, bike paths, or anywhere operation of motorized vehicles is prohibited.
- WATVs are required to have an identifying flag as listed in the GBMC.


IN THE GBR BEAT




ANSWERED BY GBR ORI



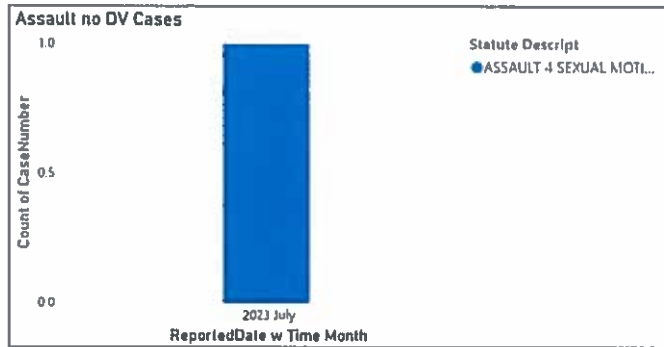
IN THE GBR BEAT




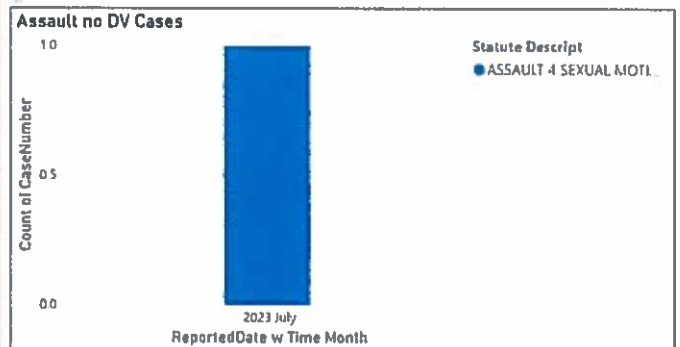
ANSWERED BY GBR ORI




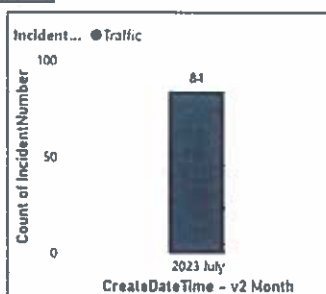
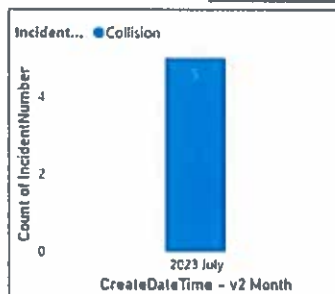
IN THE GBR BEAT




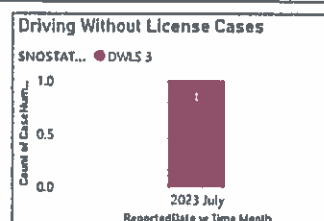
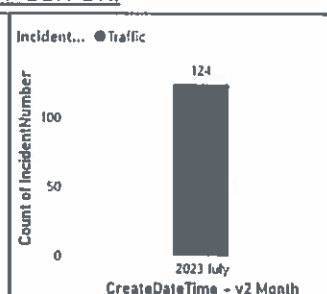
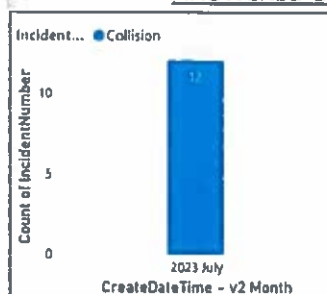
ANSWERED BY GBR ORI



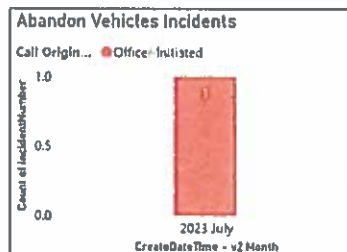

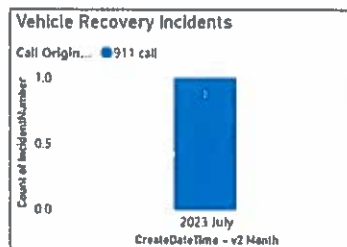
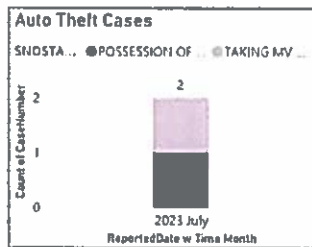
IN THE GBR BEAT



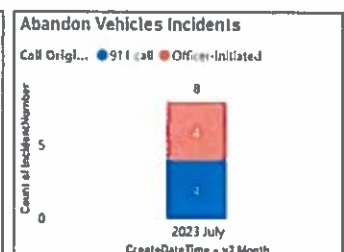



ANSWERED BY GBR ORI




IN THE GBR BEAT




ANSWERED BY GBR ORI



IN THE GBR BEAT



ANSWERED BY GBR ORI



Traffic Map

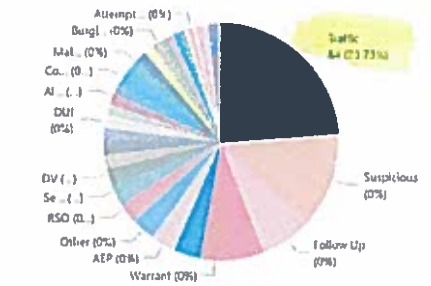
Incidents where the Beat is GBR, Regardless of ORI

NOTE: If an Incident Type is not listed, it is indicated that the incident type did not occur during a particular date range.

Gold Bar Incident Types - Past 12 Full Calendar Months

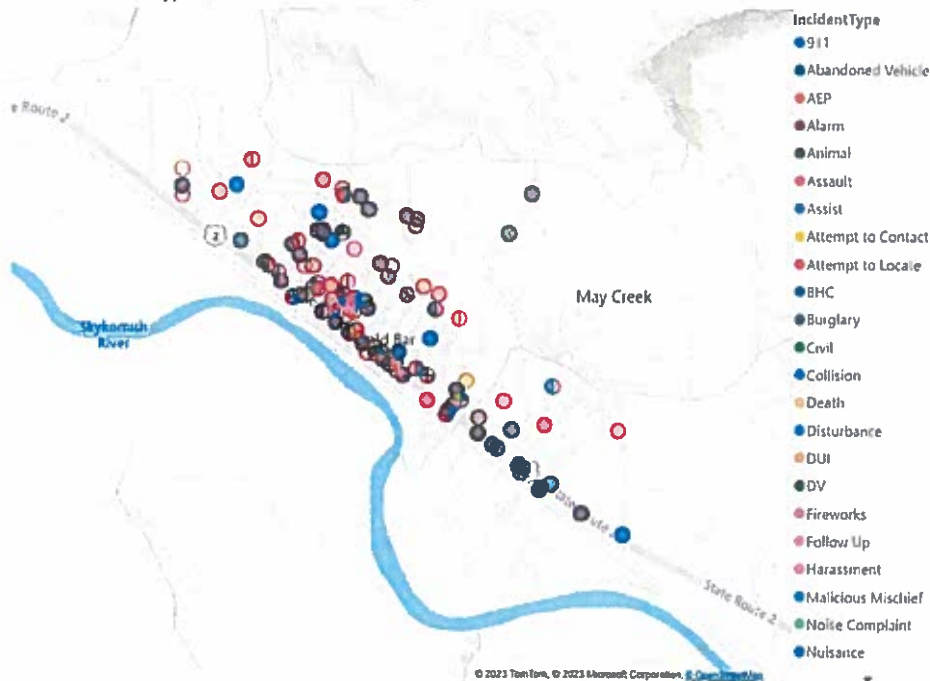


Count of incidentNumber by IncidentType



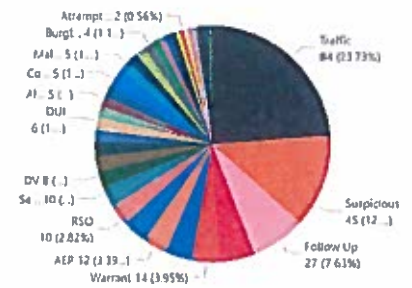
Incidents where the Beat is GBR, Regardless of ORI

Gold Bar Incident Types - Past 12 Full Calendar Months



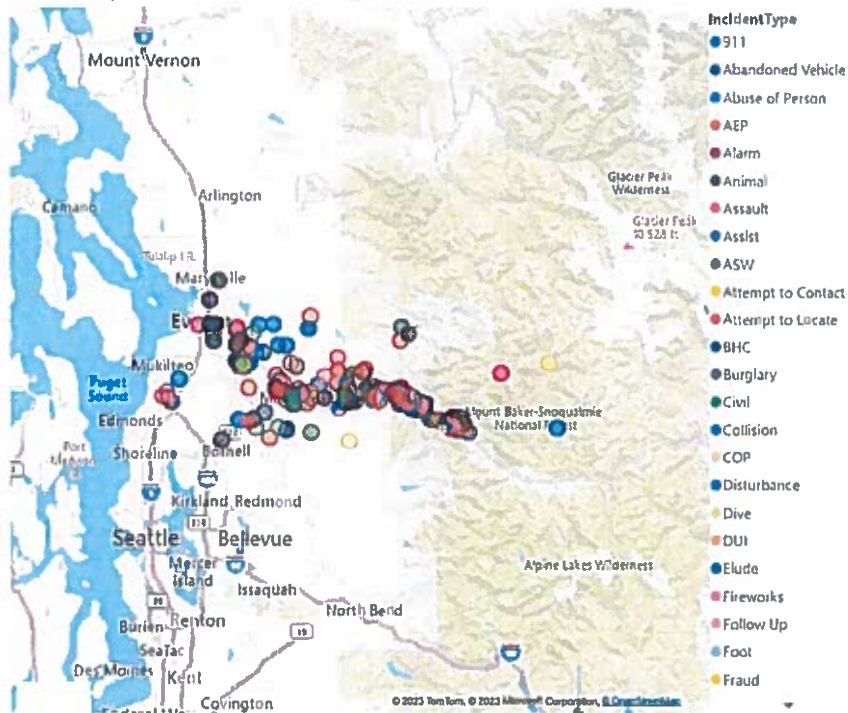
NOTE: If an Incident Type is not listed, it is indicated that the Incident type did not occur during a particular date range.

Count of IncidentNumber by IncidentType



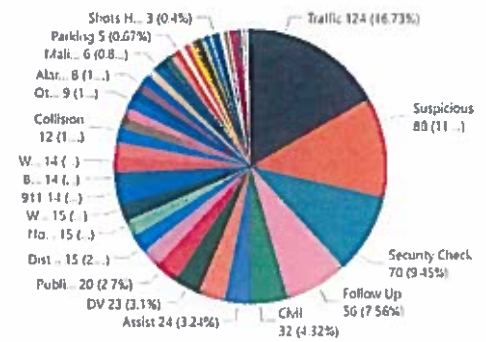
Incidents where the ORI Belongs to GBR PD Regardless of Location

Gold Bar ORI, Previous 12 full calendar months



NOTE: If an Incident Type is not listed, it is indicated that the Incident type did not occur during a particular date range.


Count of IncidentNumber by IncidentType



Domestics in Beat GBR, regardless of ORI

Rape and Murder DV Component are excluded from this data.

Count of Statute (*) Case Number




Year	2023
Statute Descript	July
ASSAULT 4 DV	1
Domestic - No Assault	1
MALICIOUS MISCHIEF 3 DV (PRIVATE)	1
Total	3

Domestics Answered by GBR ORI

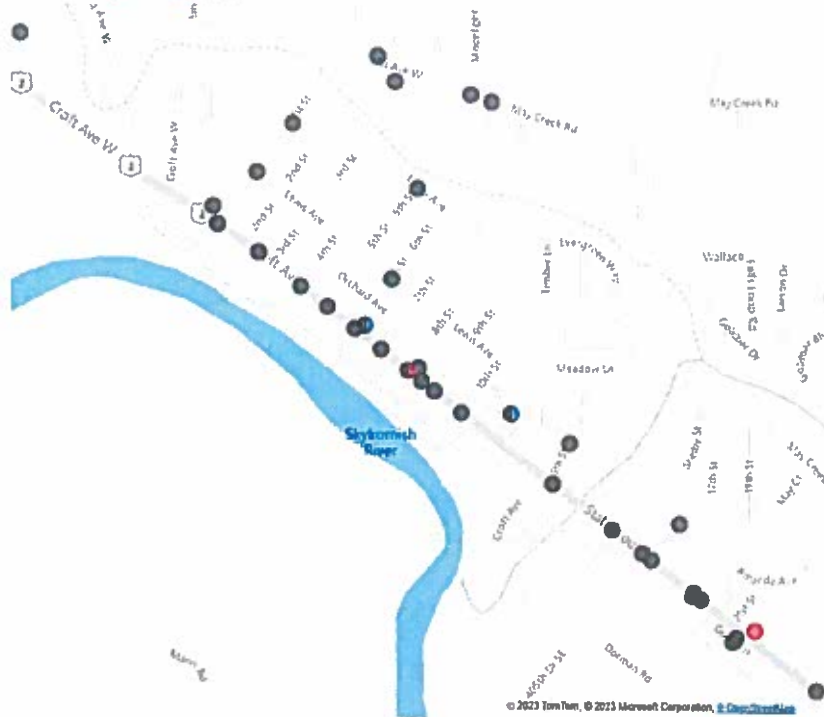
Rape and Murder DV Component are excluded from this data.

Count of Statute (*) Case Number



Year	2023
Statute Descript	July
ASSAULT 4 DV	1
Domestic - No Assault	1
MALICIOUS MISCHIEF 3 DV (PRIVATE)	1
Total	3

Gold Bar Collisions, DUI & Traffic - Past 12 calendar months



Year	Collision	DUI	Traffic	Total
2023	5	6	84	94
July	5	6	84	94
Total	5	6	84	94

Burglary - Past 12 calendar months

SNOSTAT Group ● Burg - Residential ● Burg 2 - Commercial



Year	2023
Statute Descript	July
BURGLARY 2 (FORCE-COM)	1
BURGLARY RESIDENT (FORCE-RES)	1
Total	2

Year	Statute	Descript
Total		

Vehicle Prowl Cases - Past 12 calendar months



Year	Statute Descript
Total	

Theft Cases - Past 12 Calendar Months

SNOSTAT Group • Theft 3



Year	2023
Statute Descript	July
THEFT 3 (ALL OTHER)	1
Total	1