



Gold Bar Police Department

Monthly Report to the Community for August 2023

The Month In Numbers: 8/1 to 8/23/23

- 290 Incidents in the City of Gold Bar of which 156 were Officer Initiated
- 634 Incidents in the Gold Bar Region of which 314 were Officer Initiated
- **924 Incidents for the Month of July**
- **40 incidents per day on average**

These incidents are being handled by a total staff of 4 Deputies and a Chief over 410 sq miles

Incidents in City of Gold Bar for the Month ranked by percentage:

- 62 Traffic Incidents 21%
- 38 Emphasis Patrols 12%
- 36 Suspicious 12%
- 11 Civil 3%
- 11 Domestic Calls 3%

Incidents in the Region of Gold Bar for the Month ranked by percentage:

- 117 Traffic Incidents 18%
- 72 Suspicious calls 11%
- 110 Area of Emphasis/checks 17%
- 35 Follow Ups 5%
- 25 civil calls 3%

Total Burglary/Theft/Prowls in the Month:

- 0 Burglaries in the City & 0 Region
- 0 Theft in the City & 0 in region
- 0 Prowls in City & 0 in region

Total Assault Incidents

- 0 assault in the City of Gold Bar
- 0 assault in the Gold Bar Region

Total Traffic Enforcement

- 62 Traffic City
- 117 Traffic Region
- **179 Total**

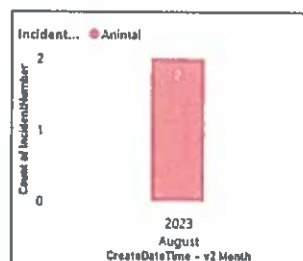
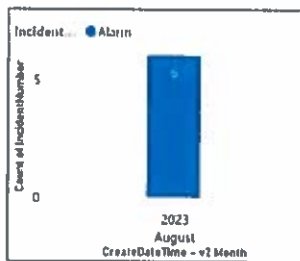

BHC, Suicide, Death Welfare

- *14 Behavioral Health
- 3 Suicide calls
- 19 Welfare checks
- 1 Death Investigation

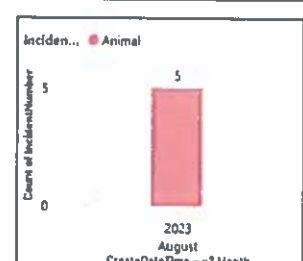
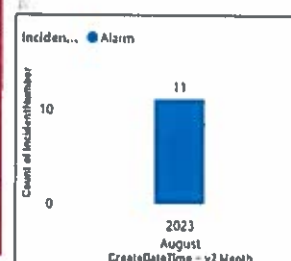

Highlight of Outstanding Police Work from this Month

Our pro-active Policing, accounted for 470 self-initiated incidents which is 50% of the total incidents. This is having a direct effect in crime prevention as shown in the statistics for property crimes. This is also the result of 148 emphasis patrols that were performed at locations determined by crime data mapping. The mapping is based upon incidents we initiated and or calls made to 911. The month of August was busy as we handled over 447 calls made to the 911 center. Two locations that we were performing emphasis patrols have now been vacated and under the control of the property owners again. At the end of the month, I will be leaving as Chief of Gold Bar. I am proud of the accomplishments that our Police agency and the community have achieved. It has been a pleasure working with the community of the Gold Bar Region.

IN THE GBR BEAT



ANSWERED BY GBR ORI



IN THE GBR BEAT

Burglary no DV

ReportedDate w Time Month

Theft Cases

ReportedDate w Time Month

ANSWERED BY GBR ORI

Burglary Cases no DV

ReportedDate w Time Month

Theft Cases

ReportedDate w Time Month

IN THE GBR BEAT

Assault no DV Cases

ReportedDate w Time Month

Harassment Cases

ReportedDate w Time Month

ANSWERED BY GBR ORI

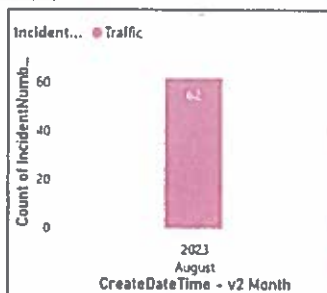
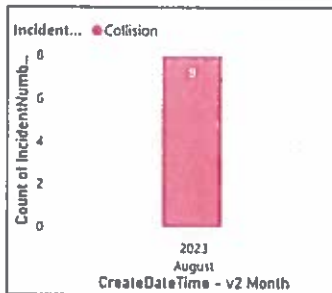
Assault no DV Cases

ReportedDate w Time Month

Harassment Cases

ReportedDate w Time Month

IN THE GBR BEAT



Driving Without License Cases

ReportedDate w Time Month

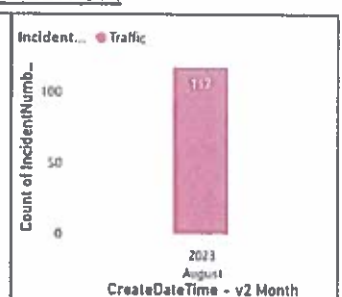
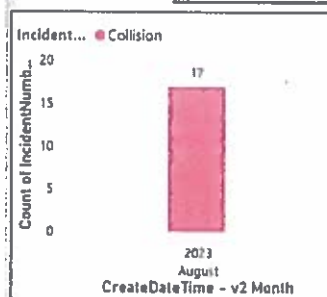
DUI Cases

ReportedDate w Time Month

DUI Cases

ReportedDate w Time Month

ANSWERED BY GBR ORI



Driving Without License Cases

ReportedDate w Time Month






DUI Cases

ReportedDate w Time Month



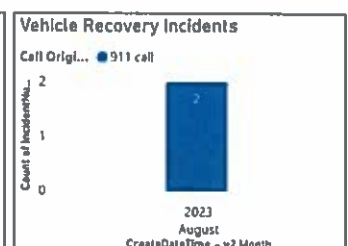
DUI Cases

ReportedDate w Time Month



IN THE GBR BEAT





ANSWERED BY GBR ORI



IN THE GBR BEAT

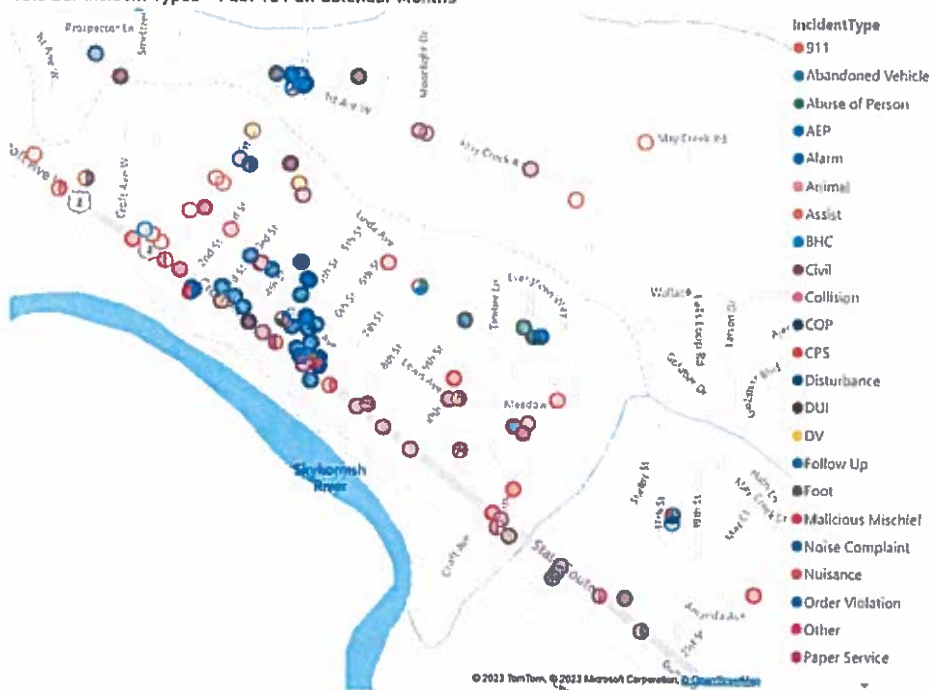


ANSWERED BY GBR ORI



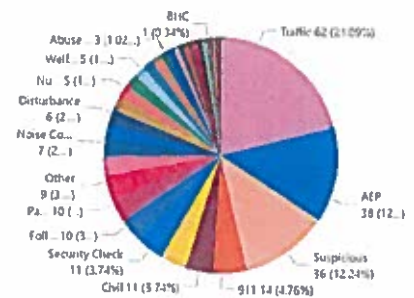
Incidents where the Beat is GBR, Regardless of ORI

Gold Bar Incident Types - Past 12 Full Calendar Months



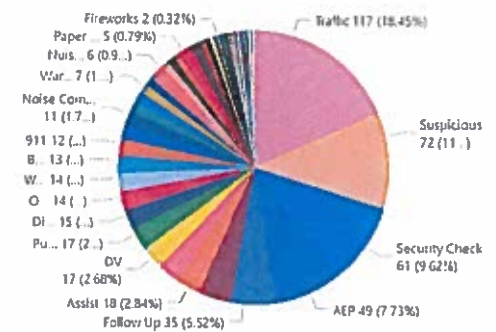
NOTE: If an Incident Type is not listed, it is indicated that the incident type did not occur during a particular date range.

Count of IncidentNumber by IncidentType



NOTE: If an Incident Type is not listed, it is indicated that the incident type did not occur during a particular date range.


Count of IncidentNumber by IncidentType



Domestics in Beat GBR, regardless of ORI

Rape and Murder DV Component are excluded from this data.

Count of Statute (*) Case Number




Year	2023
Statute Descript	August
ASSAULT 4 DV	1
Domestic - No Assault	3
Total	4

Domestics Answered by GBR ORI

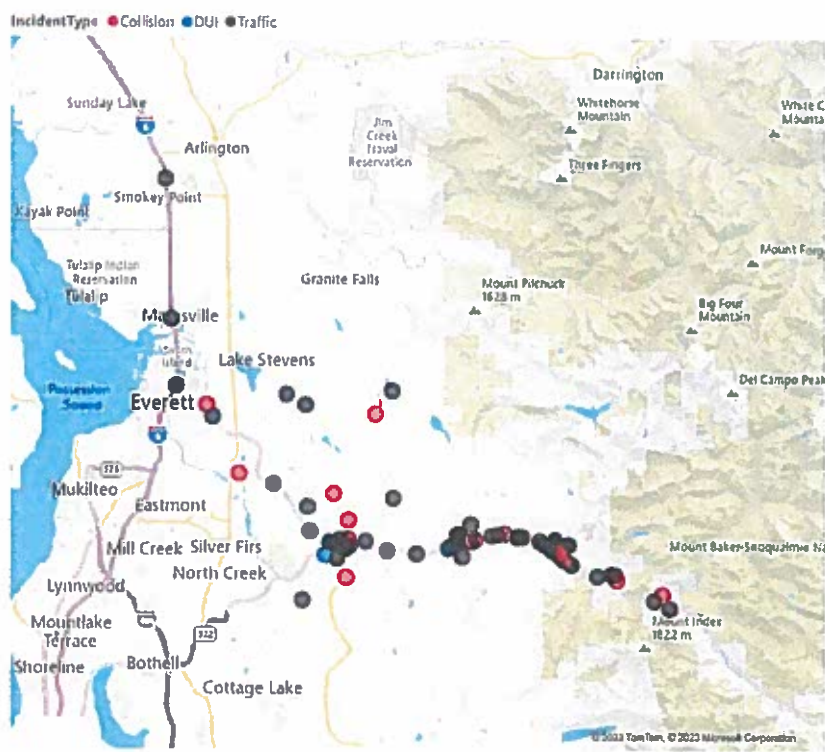
Rape and Murder DV Component are excluded from this data.

Count of Statute (*) Case Number



Year	2023
Statute Descript	August
ASSAULT 4 DV	1
Domestic - No Assault	3
Total	4

Gold Bar Collisions, DUI & Traffic - Past 12 calendar months



Year	Collision	DUI	Traffic	Total
2023	21	5	125	151
August	21	5	125	151
Total	21	5	125	151

Burglary - Past 12 calendar months



Year
Statute Descript
Total

Auto Theft Cases - Past 12 months



Year
Statute
Descript
Total

Vehicle Prowl Cases - Past 12 calendar months



Year
Statute Descript
Total

Theft Cases - Past 12 Calendar Months

Year	Statute Descript
Total	