

Gold Bar Police Department

Monthly Report to the Community for April 1st to April 14th 2023

The Month in Numbers:

- 103 Incidents in the City of Gold Bar of which 46 were Officer Initiated
- 213 Incidents in the Gold Bar Region of which 103 were Officer Initiated
- **316 Incidents for the Month of Mid April**
- **24 incidents per day on average**

These incidents are being handled by a total staff of 4 Deputies and a Chief over 410 sq miles

Incidents in City of Gold Bar for the Month ranked by percentage:

- 28 Traffic Incidents 26.9%
- 12 911 calls 11.5%
- 9 Domestic Violence Verbal 8.6%
- 7 Emphasis Patrols 6.7%
- 7 Suspicious calls 6.7%

Incidents in the Region of Gold Bar for the Month ranked by percentage:

- 44 Traffic Incidents 20.6%
- 30 Emphasis Patrols 14%
- 25 Suspicious calls 11.7%
- 12 Follow Up calls 5.6%
- 9 911 calls 4.2%

Total Burglary/Theft/Prowls in the Month:

- 0 Burglary in the City & Region
- 0 Thefts in the City & Region
- 0 Vehicle Prowls

Total Assault Incidents

- 0 assault in the City of Gold Bar
- 1 assault in the Gold Bar Region

Total Traffic Enforcement

- 28 Traffic stops in the City of Gold Bar
- 44 Traffic stops in the Gold Bar Region

72 Total traffic stops
13 Infractions issued

Total BHC, Suicide, Death, Welfare Checks

- 1 Behavioral Health
- 4 Suicide calls
- 2 Welfare checks
- 2 Death Investigation

Highlight of Outstanding Police Work from this Month

Our pro-active Policing, which is a combination of traffic enforcement, emphasis patrols, etc. equals to 47% of the total incidents for the 1st half of April. This is having a direct effect in crime prevention as seen in incidents in the city and region as property crimes are low as are assaults. We are continuing emphasis patrols and traffic enforcement in the Gold Bar Region. We recently held a speed enforcement with our motorcycle unit on April 9th on Hwy 2 as well as Mann RD.



Gold Bar Police Department

Monthly Report to the Community for July 2023

The Month in Numbers:

- 350 Incidents in the City of Gold Bar of which 169 were Officer Initiated
- 741 Incidents in the Gold Bar Region of which 326 were Officer Initiated
- **1091 Incidents for the Month of July**
- **35 incidents per day on average**

These incidents are being handled by a total staff of 4 Deputies and a Chief over 410 sq miles

Incidents in the Region of Gold Bar for the Month ranked by percentage:

- 124 Traffic Incidents 16%
- 88 Suspicious calls 11%
- 93 Area of Emphasis/checks 9%
- 56 Follow Ups 7%
- 32 civil calls 4%

Total Assault Incidents

- 1 assault in the City of Gold Bar
- 1 assault in the Gold Bar Region

Incidents in City of Gold Bar for the Month ranked by percentage:

- 84 Traffic Incidents 23%
- 45 Suspicious calls 12%
- 27 Follow Ups 27%
- 17 Public Assists 4%
- 14 Warrant Arrests 3.9%

Total Burglary/Theft/Prowls in the Month:

- 3 Burglary in the City & 2 Region
- 1 Theft in the City & 1 in region
- 0 Prowls in City & 0 in region

Total Traffic Enforcement

- 84 Traffic City
- 124 Traffic Region
- 208 Total**

BHC, Suicide, Death Welfare

- *19 Behavioral Health
- 11 Suicide calls
- 22 Welfare checks
- 4 Death Investigation

Highlight of Outstanding Police Work from this Month

Our pro-active Policing, accounted for 495 self-initiated incidents which is 42% of the total incidents. This is having a direct effect in crime prevention and the arrest of 14 different warrant subjects. The month of July was very busy as we handled over 583 calls made to the 911 center. In looking at the incidents we completed 58 case reports. Our response to BHC, welfare, suicide and death investigations were up. We have received traffic complaints about illegal ATV and dirt bikes operating on the public roadway. One of which led to an arrest for suspended license and impounding of the ATV. The city has put together a flier on what is required for ATV and or dirt bikes to be operated on the public roadway. If violators are contacted, they risk an infraction and or impound fees. We enjoyed participating in the Gold Bar Dust Days and the great conversations that were had.



City of Gold Bar

EST. 1910



107 - 5th Street, Gold Bar, WA 98251

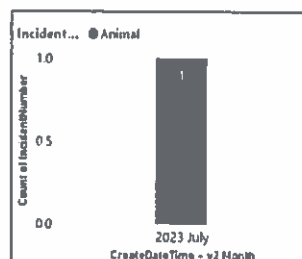
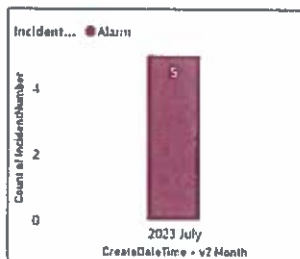

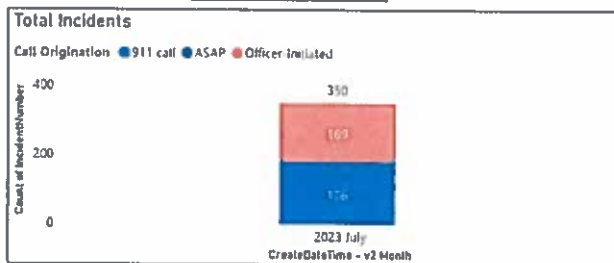
Reminder of Rules for OVR(Off-Road-Vehicles) and WATV(Wheeled All-Terrain Vehicles) Inside the City of Gold Bar

With the weather warming, now is a good time to review the rules for OVR(Off-Road-Vehicles) and WATV(Wheeled All-Terrain Vehicles) inside the City of Gold Bar. Since June of 2019, WATVs have been allowed on city streets and inside city limits on US 2, where the speed limit does not exceed 35 MPH, as long as they meet the requirements listed in in Chapter 10.18 of the city municipal code at https://library.municode.com/.../codes/code_of_ordinances... If you operate a WATV on city streets, please adhere to the rules of the road, and share this information with anyone who might be unaware of the details. If you value the freedom provided by this ordinance, please familiarize yourself with the requirements so that it does not become a privilege the community is in danger of losing.





A partial list of requirements include:

- Legal WATVs must be registered and include an annual On-Road tab as listed and required in <https://app.leg.wa.gov/RCW/default.aspx?cite=46.09>
- Any wheeled all-terrain vehicle operated on a city street shall include the equipment listed in https://library.municode.com/.../codes/code_of_ordinances... including headlights, taillights, turn signals, etc.
- Operators must be licensed drivers.
- Helmets are required for operators and passengers unless WATV is equipped with seat belts, roll bars, or enclosed passenger compartment.
- A person who operates a wheeled all-terrain vehicle shall carry proof of current liability insurance in compliance with, and with coverage limits at least equivalent to the amounts set forth in, <https://app.leg.wa.gov/RCW/default.aspx?cite=46.29>
- Riders must obey all traffic control devices and rules of the road.
- Drivers may not operate WATVs in a negligent or unsafe manner, may not tow anything behind the WATV, may not operate WATVs side by side in a single lane of traffic, and shall not carry passengers unless the WATV is equipped for passengers.
- WATVs may not be operated on sidewalks, in parks, on trails, bike paths, or anywhere operation of motorized vehicles is prohibited.
- WATVs are required to have an identifying flag as listed in the GBMC.


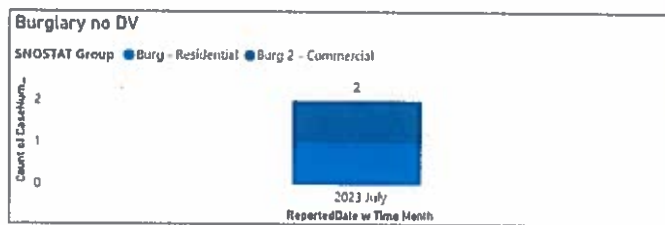
IN THE GBR BEAT





ANSWERED BY GBR ORI




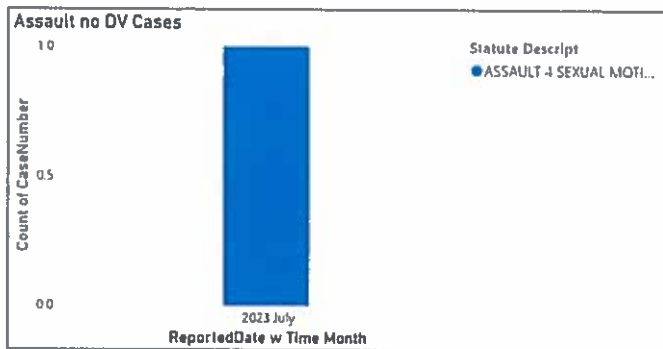
IN THE GBR BEAT




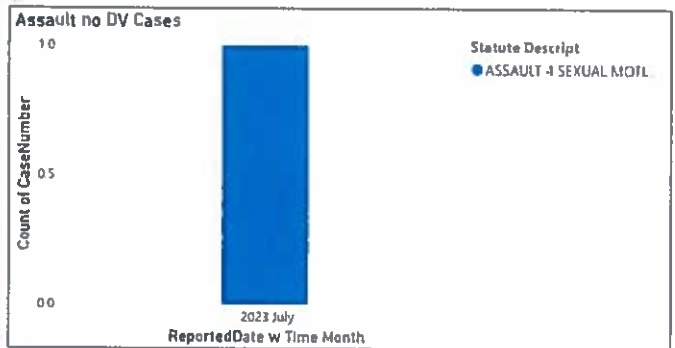
ANSWERED BY GBR ORI






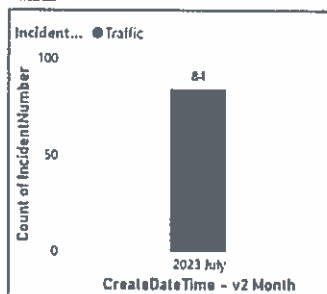
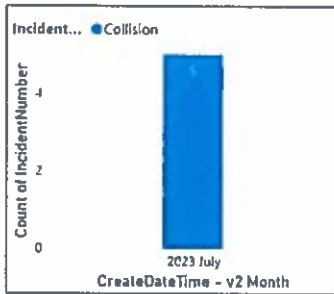
IN THE GBR BEAT




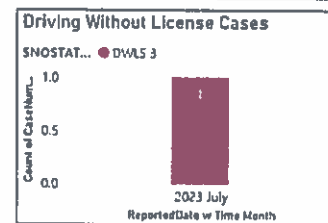
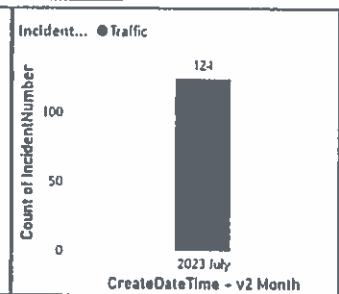
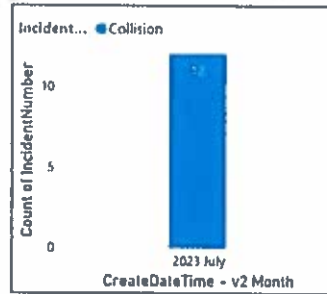
ANSWERED BY GBR ORI





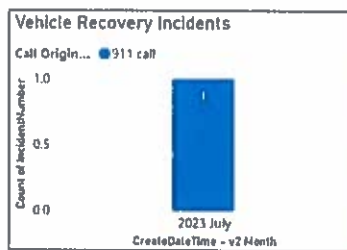
IN THE GBR BEAT



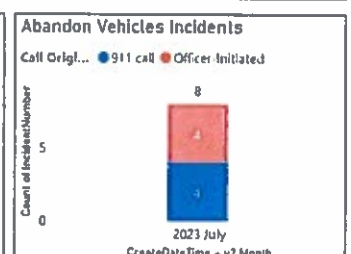

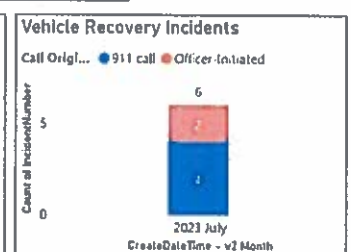

ANSWERED BY GBR ORI




IN THE GBR BEAT



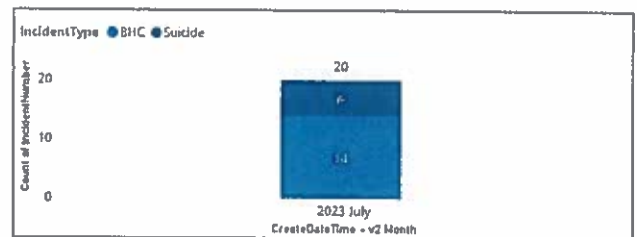
ANSWERED BY GBR ORI



IN THE GBR BEAT



ANSWERED BY GBR ORI



Traffic Map

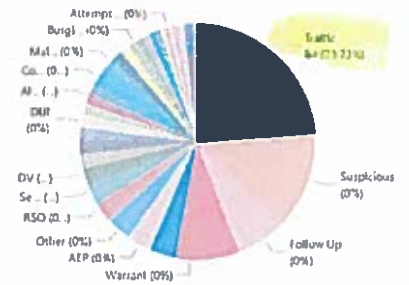
Incidents where the Beat is GBR, Regardless of ORI

NOTE: If an Incident Type is not listed, it is indicated that the incident type did not occur during a particular date range.

Gold Bar Incident Types - Past 12 Full Calendar Months

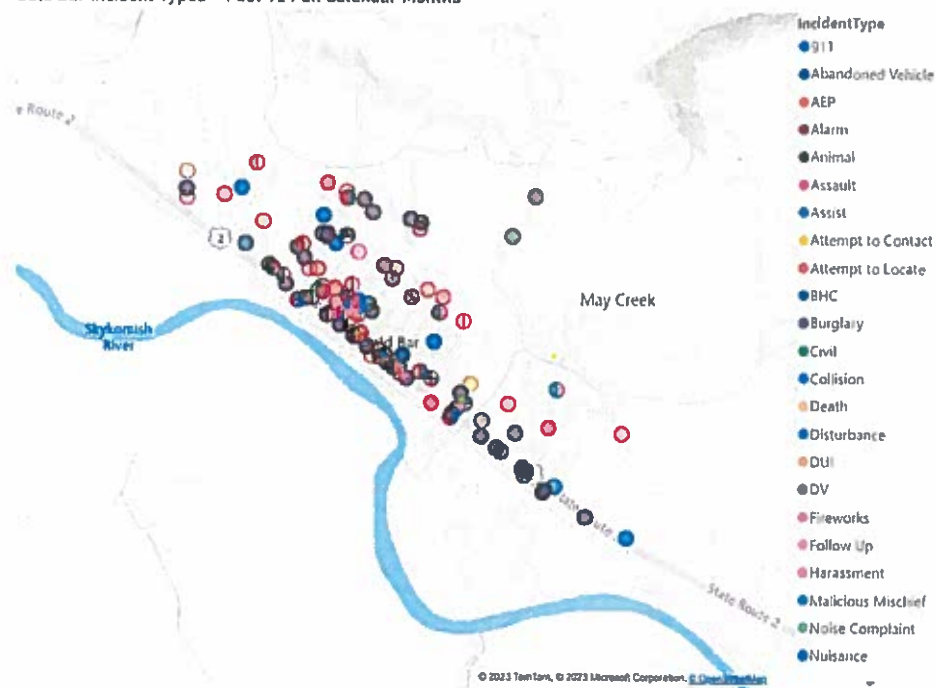


Count of IncidentNumber by IncidentType



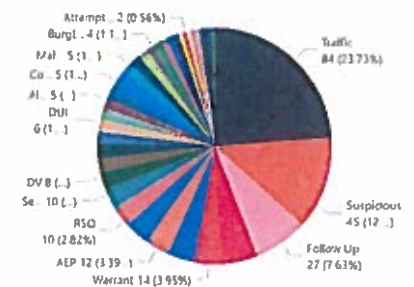
Incidents where the Beat is GBR, Regardless of ORI

Gold Bar Incident Types - Past 12 Full Calendar Months



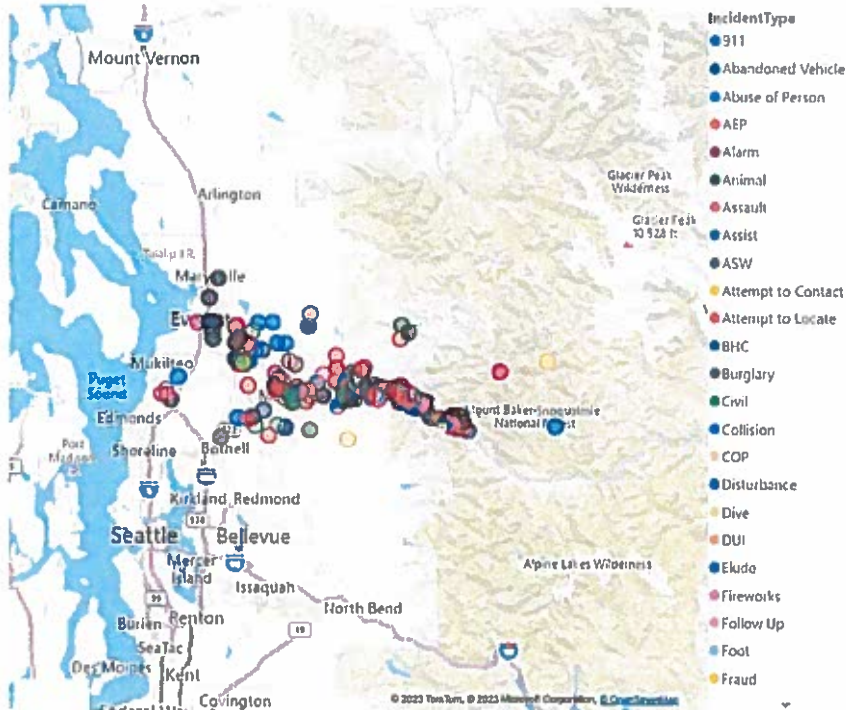
NOTE: If an Incident Type is not listed, it is indicated that the incident type did not occur during a particular date range.

Count of IncidentNumber by IncidentType



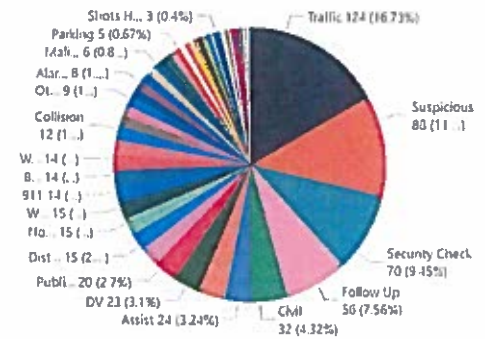
Incidents where the ORI Belongs to GBR PD Regardless of Location

Gold Bar ORI, Previous 12 full calendar months



NOTE: If an Incident Type is not listed, it is indicated that the Incident type did not occur during a particular date range.


Count of IncidentNumber by IncidentType



Domestics in Beat GBR, regardless of ORI

Rape and Murder DV Component are excluded from this data.


Count of Statute (*) Case Number



Year	2023
Statute Descript	July
ASSAULT 4 DV	1
Domestic - No Assault	1
MALICIOUS MISCHIEF 3 DV (PRIVATE)	1
Total	3

Domestics Answered by GBR ORI

Rape and Murder DV Component are excluded from this data.



Year	2023
Statute Descript	July
ASSAULT 4 DV	1
Domestic - No Assault	1
MALICIOUS MISCHIEF 3 DV (PRIVATE)	1
Total	3

Gold Bar Collisions, DUI & Traffic - Past 12 calendar months

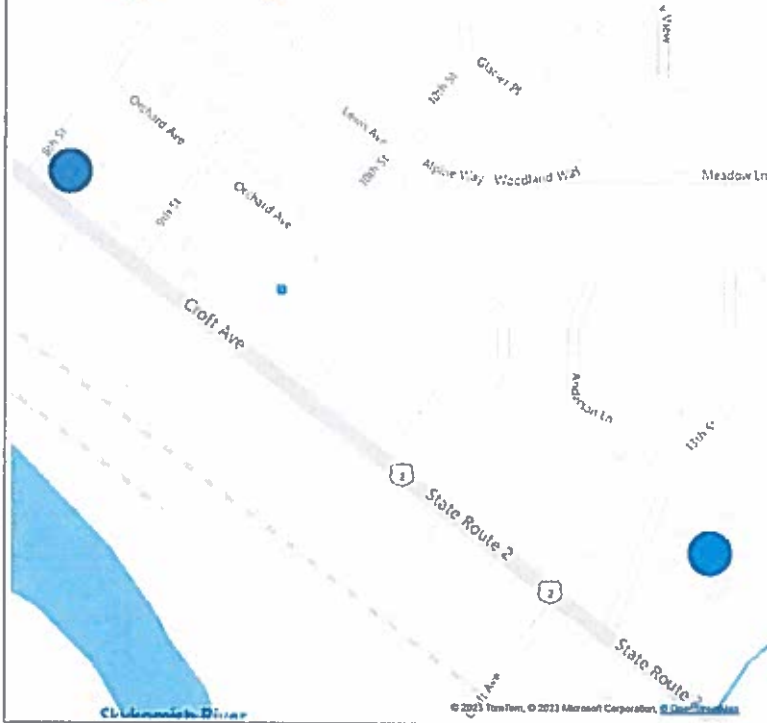


© 2023 TomTom, © 2021 Mapbox Corporation, © OpenStreetMap

Year	Collision	DUI	Traffic	Total
2023	5	6	84	94
July	5	6	84	94
Total	5	6	84	94

Burglary - Past 12 calendar months

SNOSTAT Group ● Burg - Residential ● Burg 2 - Commercial



Year	2023
Statute Descript	July
BURGLARY 2 (FORCE-COM)	1
BURGLARY RESIDENT (FORCE-RES)	1
Total	2

Auto Theft Cases - Past 12 months



Year	Statute	Descript
		Total

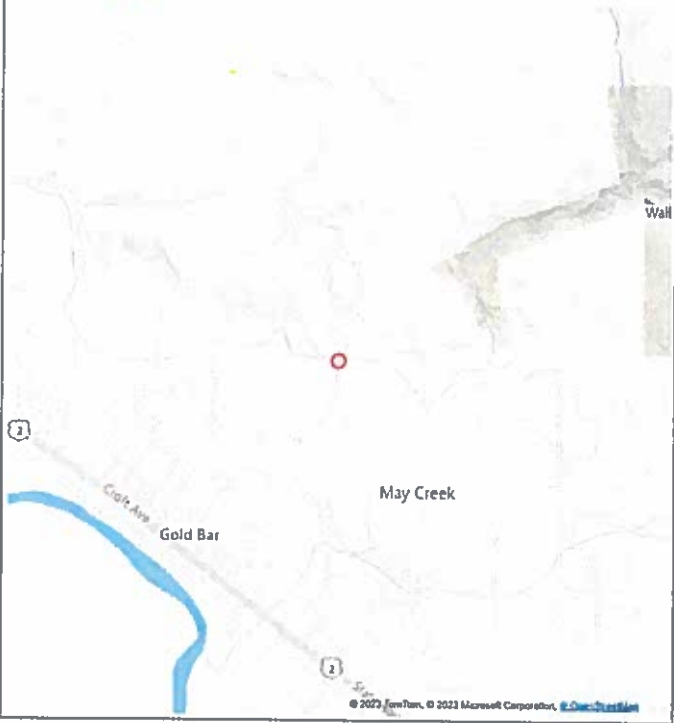
Vehicle Prowl Cases - Past 12 calendar months




Year
Statute Descript
Total

Theft Cases - Past 12 Calendar Months

SNOSTAT Group ● Theft 3



Year	2023
Statute Descript	July
THEFT 3 [ALL OTHER]	1
Total	1



Gold Bar Police Department

Monthly Report to the Community for April 2023

The Month in Numbers:

- 347 Incidents in the City of Gold Bar of which 184 were Officer Initiated
- 666 Incidents in the Gold Bar Region of which 353 were Officer Initiated
- **1013 Incidents for the Month of April**
- **34 incidents per day on average**

These incidents are being handled by a total staff of 4 Deputies and a Chief over 410 sq miles

Incidents in the Region of Gold Bar for the Month ranked by percentage:

- 118 Emphasis Patrols 17.7%
- 106 Suspicious calls 15.9%
- 96 Traffic Incidents 14.4%
- 38 Follow Up calls 5.7%
- 22 911 calls 3.3%

Incidents in City of Gold Bar for the Month ranked by percentage:

- 65 Traffic Incidents 18.3%
- 56 Suspicious calls 15.7%
- 41 Emphasis Patrols 11.5%
- 28 911 calls 7.8%
- 18 Follow Ups 5.0%

Total Burglary/Theft/Prowls in the Month:

- 0 Burglary in the City & Region
- 1 Thefts in the City & 0 Region
- 0 Vehicle Prowls

Total Assault Incidents

- 2 assaults in the City of Gold Bar. 1 Arrest
- 2 assaults in the Gold Bar Region

Total Traffic Enforcement

- 64 Traffic stops in the City of Gold Bar
- 96 Traffic stops in the Gold Bar Region

160 Total traffic stops
29 Infractions issued

Total BHC, Suicide, Death, Welfare Checks

- 6 Behavioral Health
- 12 Suicide calls
- 16 Welfare checks
- 4 Death Investigation

Highlight of Outstanding Police Work from this Month

Our pro-active Policing, which is a combination of traffic enforcement, emphasis patrols, etc. equals to 53% up from 48% in March. This is having a direct effect in crime prevention. 4 felony warrant arrests & 2 misdemeanor arrest. Located subject wanted for Assault 2 with a weapon. Emphasis patrol prevented illegal dumping at Gold Bar Grocer. Gold Bar Police participated in the Emergency Preparation Meeting held at Startup Center where the Chief talked about evacuations. We continue to work with Code Enforcement & Dept of Health on ordinance viol.

IN THE GBR BEAT

Total Incidents

Call Origination (Blank) 911 call Officer-Initiated



CreateDate w/ Time Month

Count of CaseNumber by Year, Month and CrimeClass

CrimeClass (Blank) Administrative Felony B Felony C Gross Misdemeanor



ReportedDate w/ Time Month

ANSWERED BY GBR ORI

Total Incidents

Call Origination (Blank) 911 call ASAP Officer-Initiated



CreateDate w/ Time Month

Count of CaseNumber by Year, Month and CrimeClass

CrimeClass (Blank) Administrative Felony B Felony C Gross Misdemeanor



ReportedDate w/ Time Month

Incident...



CreateDate w/ Time Month

Incident...



CreateDate w/ Time Month

Incident...



CreateDate w/ Time Month

IN THE GBR BEAT

ANSWERED BY GBR ORI

Burglary no DV

ReportedDate w Time Month

Burglary Cases no DV

ReportedDate w Time Month


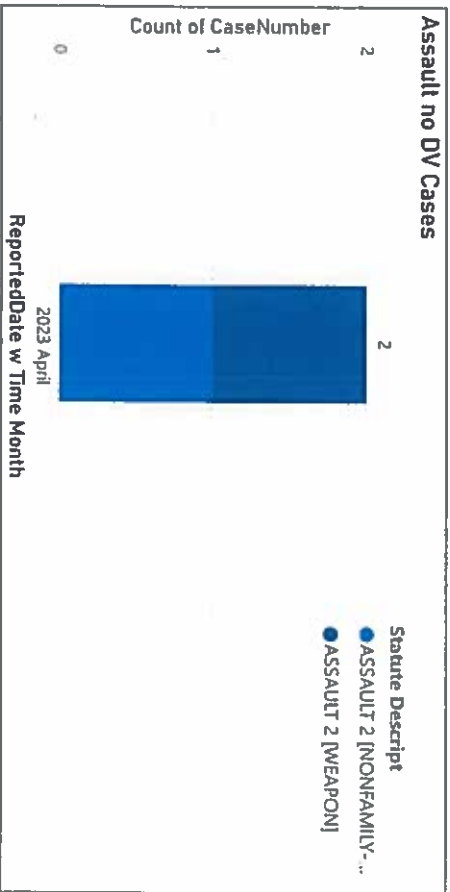
Theft Cases

ReportedDate w Time Month


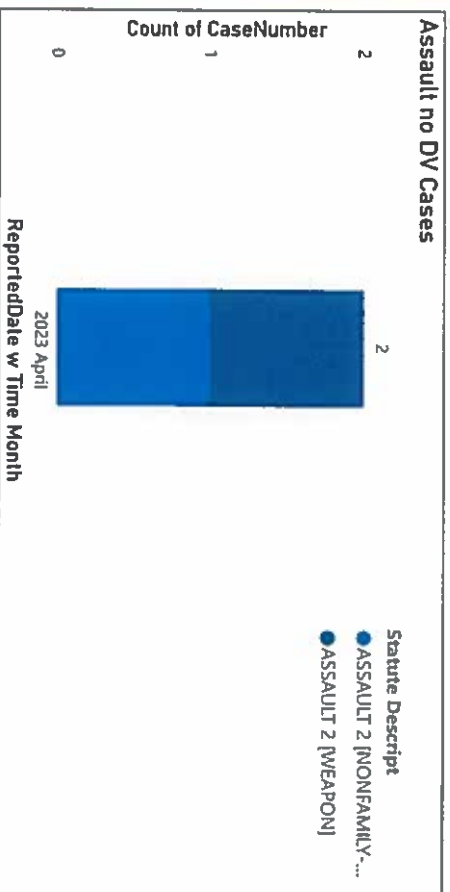
Theft Cases

ReportedDate w Time Month



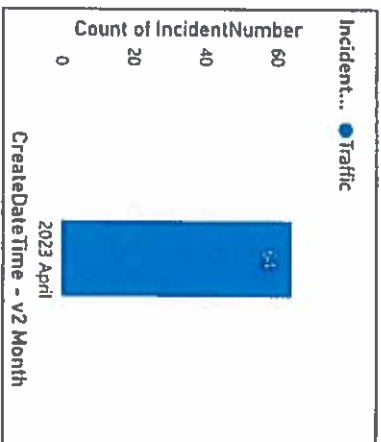

IN THE GBR BEAT






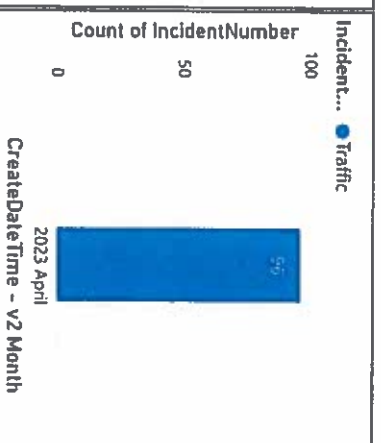

ANSWERED BY GBR ORI



IN THE GBR BEAT



ANSWERED BY GBR ORI



IN THE GBR BEAT

Auto Theft Cases	Vehicle Recovery Incidents
ReportedDate w Time Month	CreateDate/Time - v2 Month
Vehicle Prowl Cases	Abandon Vehicles Incidents
ReportedDate w Time Month	<p>Call Origin... ● 911 call ● Officer-Initiated</p> <p>Count of IncidentNumber</p> <p>2023 April</p> <p>CreateDate/Time - v2 Month</p>
Theft of MV Parts Cases	
ReportedDate w Time Month	



ANSWERED BY GBR ORI

Auto Theft Cases	Vehicle Recovery Incidents
ReportedDate w Time Month	<p>Call Origin... ● 911 call ● Officer-Initiated</p> <p>Count of IncidentNumber</p> <p>2023 April</p> <p>CreateDate/Time - v2 Month</p>
Vehicle Prowl Cases	Abandon Vehicles Incidents
ReportedDate w Time Month	<p>Call Origin... ● 911 call ● Officer-Initiated</p> <p>Count of IncidentNumber</p> <p>2023 April</p> <p>CreateDate/Time - v2 Month</p>
Theft of MV Parts Cases	
ReportedDate w Time Month	

IN THE GBR BEAT

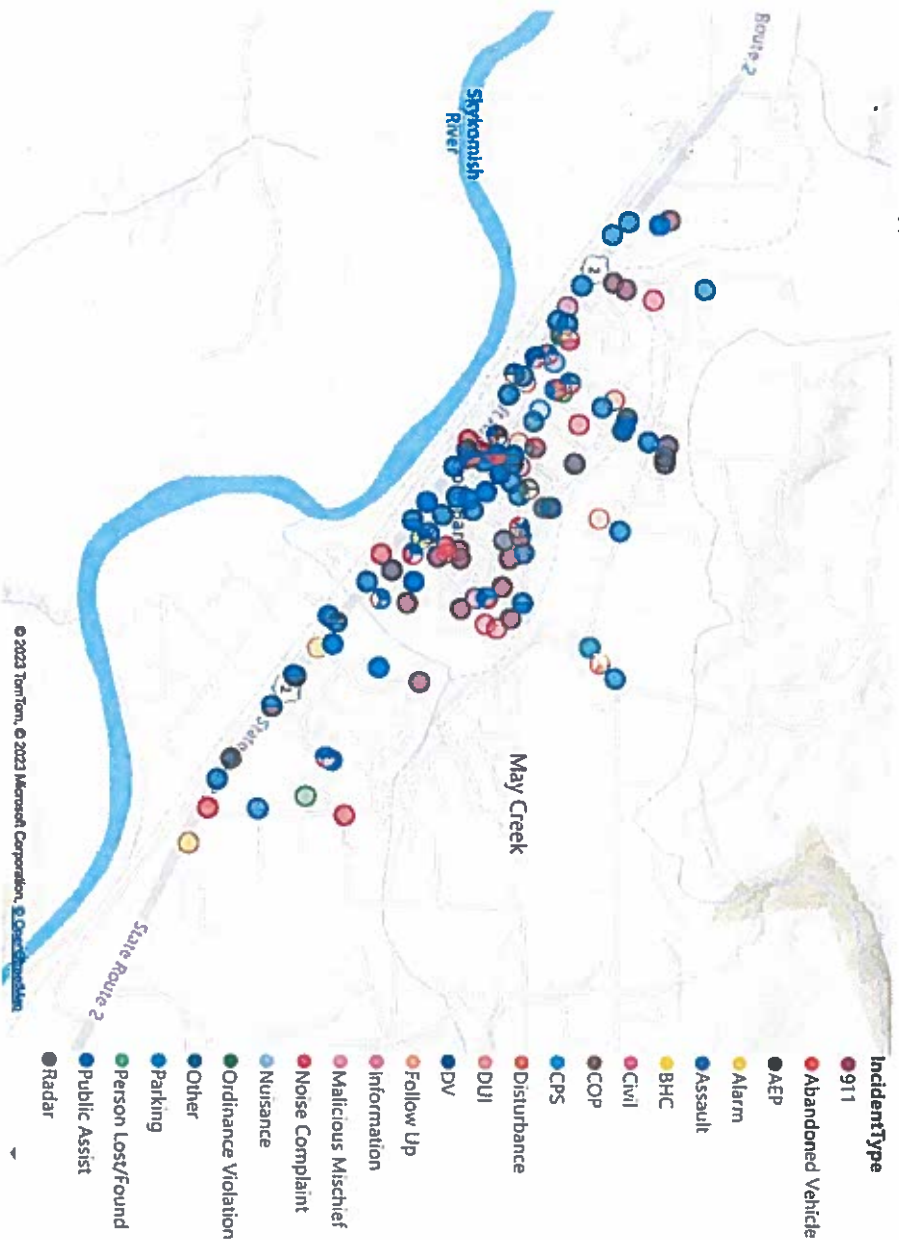


ANSWERED BY GBR ORI



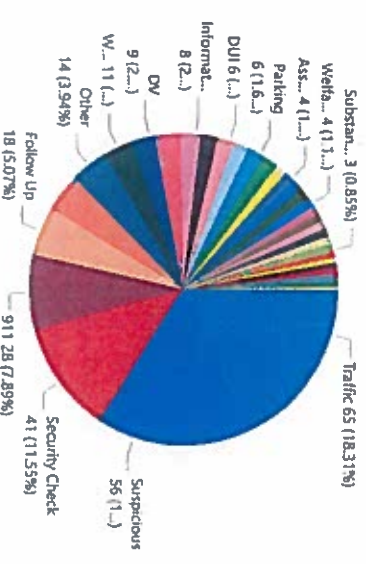
Incidents where the Beat is GBR, Regardless of ORI

Gold Bar Incident Types - Past 12 Full Calendar Months



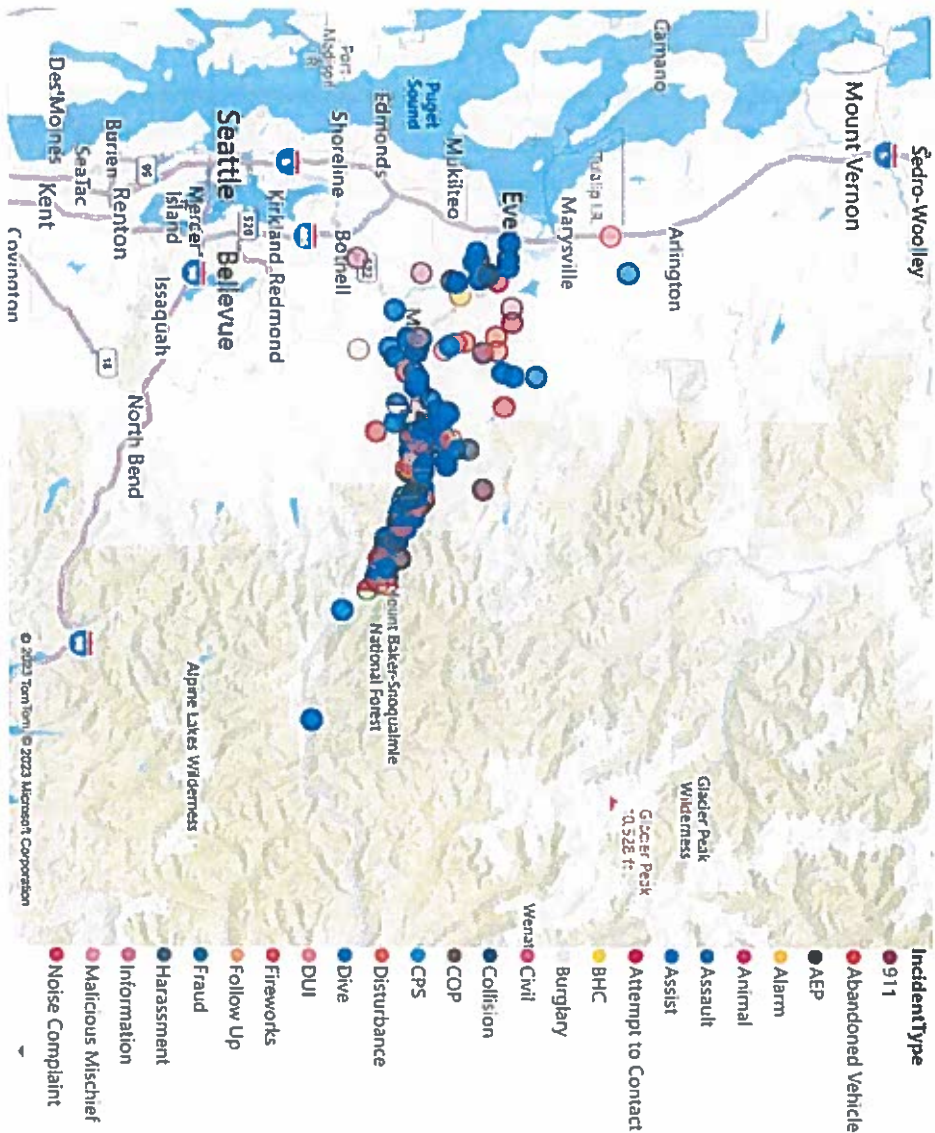
NOTE: If an Incident Type is not listed, it is indicated that the incident type did not occur during a particular date range.

Count of IncidentNumber by IncidentType



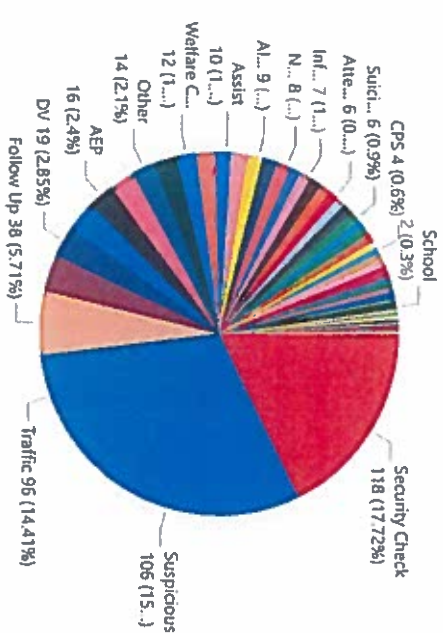
Incidents where the ORI Belongs to GBR PD Regardless of Location

Gold Bar ORI, Previous 12 full calendar months



NOTE: If an Incident Type is not listed, it is indicated that the incident type did not occur during a particular date range.

Count of IncidentNumber by IncidentType



Domestics in Beat GBR, regardless of ORI

Count of Statute (*) Case Number



Rape and Murder DV Component are excluded from this data.


Statute Descript
 ● ASSAULT 4 DV
 ● Domestic - No Assault

Year	2023
Statute Descript	April
ASSAULT 4 DV	1
Domestic - No Assault	2
Total	3

Domestics Answered by GBR ORI

Rape and Murder DV Component are excluded from this data.

Count of Statute (*) Case Number



Year	2023
Statute Descript	April
ASSAULT 4 DV	1
Domestic - No Assault	3
Total	4

Auto Theft Cases - Past 12 months



© 2023 Thomson, © 2023 Lexipol, Inc. All rights reserved. Do not distribute.

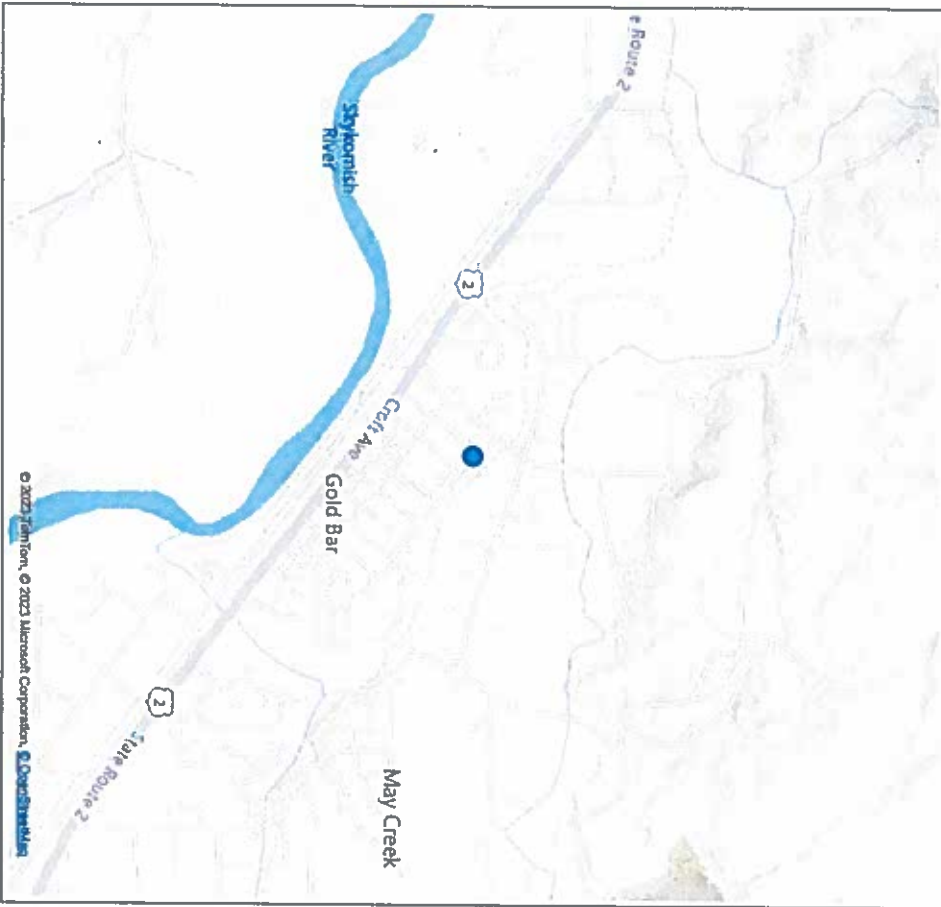
Year
Statute
Describe
Total

Vehicle Prowl Cases - Past 12 calendar months



Year
Statute Descript
Total

Theft Cases - Past 12 Calendar Months
SNOSTAT Group ● Theft of Firearm



Year	2023
Statute Descript	April
THEFT OF A FIREARM (FROM BLDING)	1
Total	1