



Gold Bar Police Department

Monthly Report to the Community for January 2023

The Month in Numbers:

- 294 Incidents in the City of Gold Bar of which 150 were Officer Initiated
- 636 Incidents in the Gold Bar Region of which 207 were Officer Initiated
- **930 Incidents for the Month of Jan**
- **30 incidents per day on average**

These incidents are being handled by a total staff of 4 Deputies and a Chief over 410 sq miles

Incidents in City of Gold Bar for the Month ranked by percentage:

- 103 Traffic Incidents 34.2%
- 33 Emphasis Patrols 10.9%
- 23 911 calls 7.6%
- 15 Suspicious calls 4.9%
- 10 Follow Ups 3%

Incidents in the Region of Gold Bar for the Month ranked by percentage:

- 168 Traffic Incidents 26.4%
- 79 Emphasis Patrols 12.4%
- 48 Suspicious calls 7.5%
- 40 Follow Ups 6.2%
- 20 911 calls 3.1%

Total Burglary/Theft/Prowls in the Month:

- Burglary none in the city or region
- 3 Thefts in City of Gold Bar
- 3 Thefts in Gold Bar Region

Total Assaults

- 1 assault in the City of Gold Bar
- 4 assaults in the Gold Bar Region

Total Traffic Enforcement

- 103 Traffic stops in the City of Gold Bar
- 168 Traffic stops in the Gold Bar Region

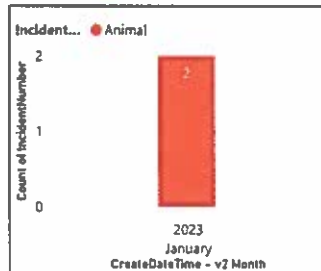
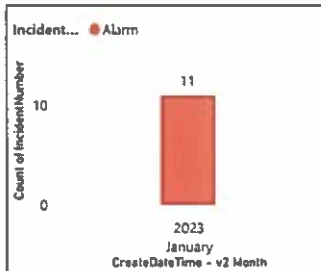
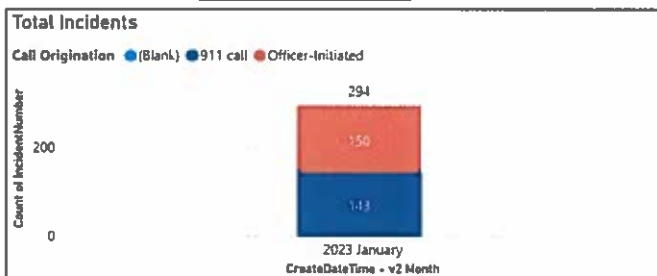
Total BHC, Suicide, Death, Welfare Checks

- 21 Behavioral Health
- 9 Suicide calls
- 23 Welfare checks
- 3 Death Investigation

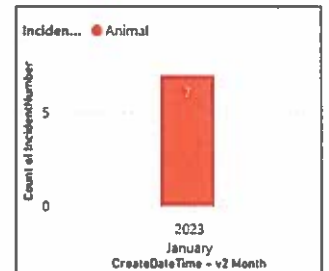
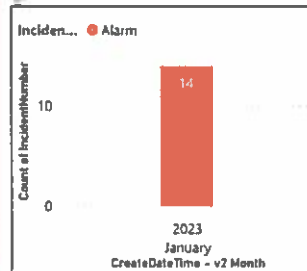
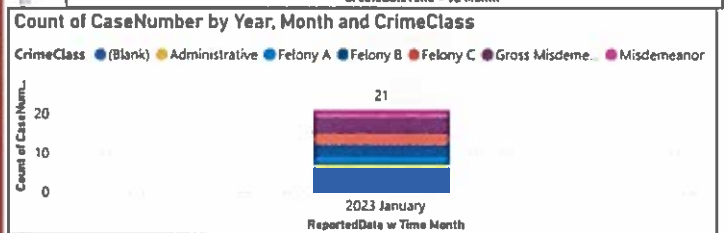
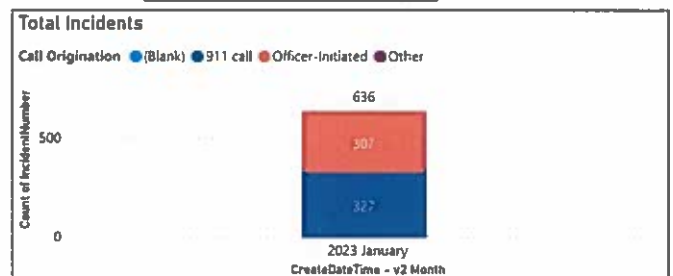
Highlight of Outstanding Police Work from this Month

In listening to citizens many concerns about erratic and or speeding additional emphasis was put on traffic enforcement. There were 2 Sunday where traffic enforcement details were performed. A total of 40 traffic stops were performed on Hwy 2 and May Creek RD resulting in 30 infractions being issued. We are also doing emphasis patrols based upon citizen concerns and crime date. 112 patrols were completed this pro-active Policing has an impact on crime prevention. Both of these programs will continue.

IN THE GBR BEAT



ANSWERED BY GBR ORI




IN THE GBR BEAT

Burglary no DV

ReportedDate w Time Month

Theft Cases

SNOSTAT Group ● Theft 2 ● Theft 3



ANSWERED BY GBR ORI

Burglary Cases no DV

ReportedDate w Time Month

Theft Cases

SNOSTAT Group ● Theft 2 ● Theft 3



IN THE GBR BEAT

Assault no DV Cases

ReportedDate w Time Month

Harassment Cases

ReportedDate w Time Month

ANSWERED BY GBR ORI


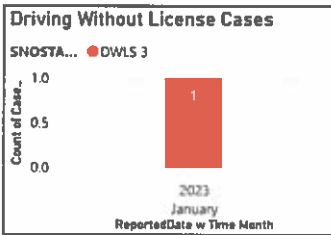
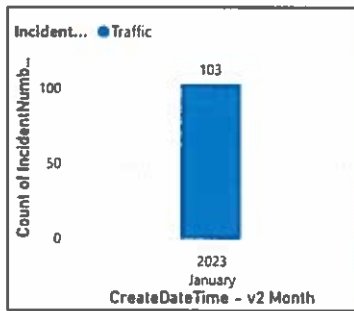

Assault no DV Cases

ReportedDate w Time Month


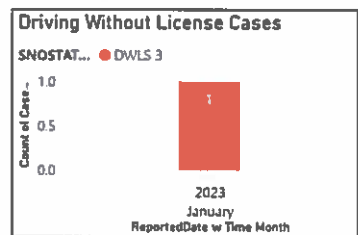
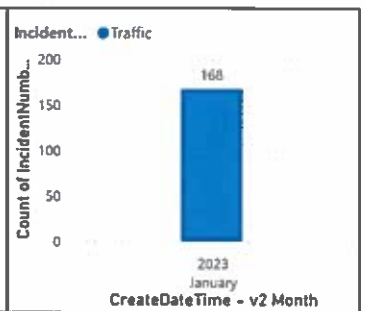
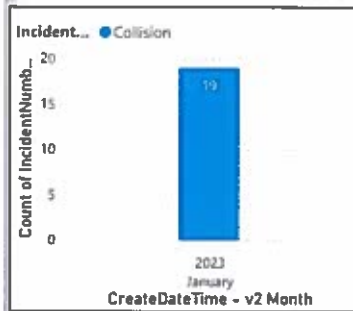
Harassment Cases

ReportedDate w Time Month




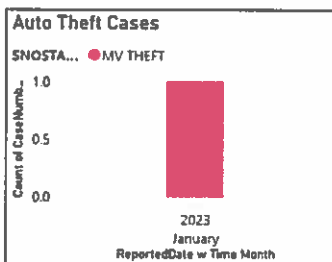
IN THE GBR BEAT



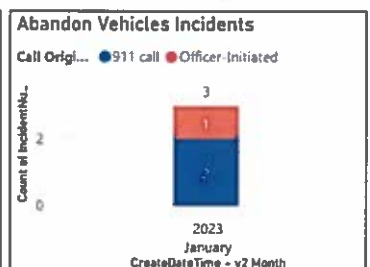

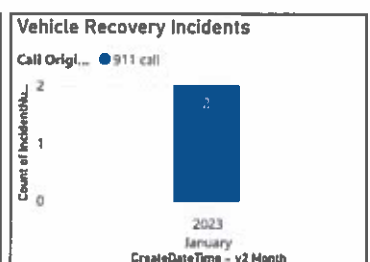
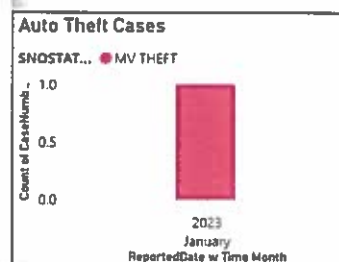
ANSWERED BY GBR ORI





IN THE GBR BEAT




ANSWERED BY GBR ORI



IN THE GBR BEAT



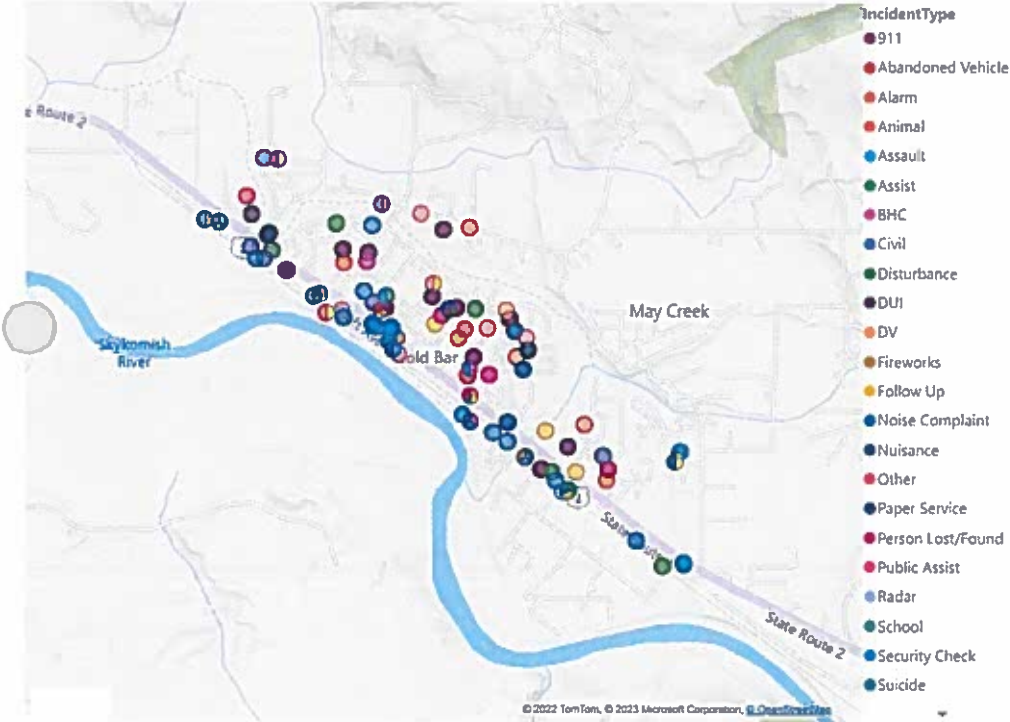
ANSWERED BY GBR ORI



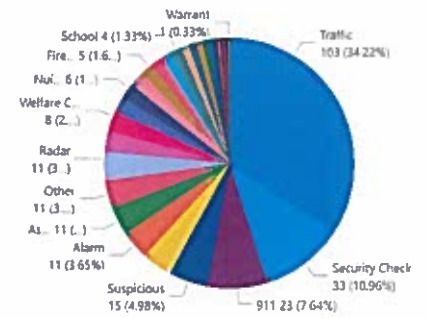
Incidents where the Beat is GBR, Regardless of ORI

NOTE: If an Incident Type is not listed, it is indicated that the incident type did not occur during a particular date range.

Gold Bar Incident Types - Past 12 Full Calendar Months

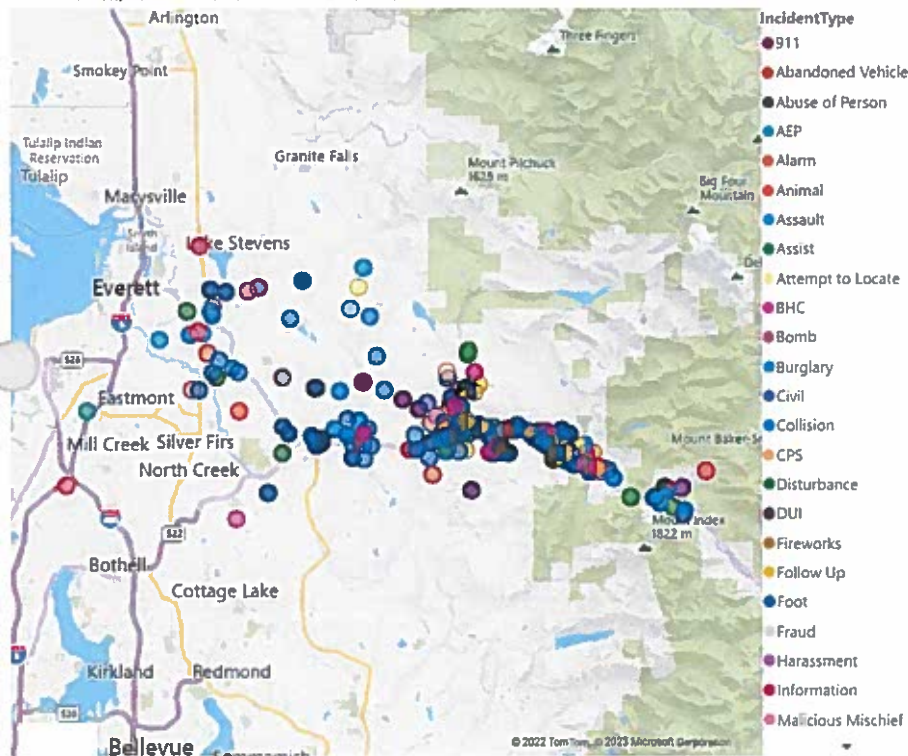


Count of IncidentNumber by IncidentType



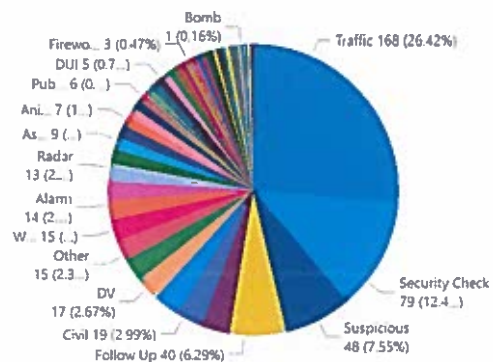
Incidents where the ORI Belongs to GBR PD Regardless of Location

Gold Bar ORI, Previous 12 full calendar months



NOTE: If an Incident Type is not listed, it is indicated that the incident type did not occur during a particular date range.


Count of IncidentNumber by IncidentType



Domestics in Beat GBR, regardless of ORI

Rape and Murder DV Component are excluded from this data.

Count of Statute (*) Case Number



| Year | 2023 |
|------------------|----------|
| Statute Descript | January |
| ASSAULT 4 DV | 1 |
| Total | 1 |

Domestics Answered by GBR ORI

Rape and Murder DV Component are excluded from this data.

Count of Statute (*) Case Number



| Year | 2023 |
|------------------|---------|
| Statute Descript | January |
| ASSAULT 4 DV | 1 |
| Total | 1 |

Burglary - Past 12 calendar months



| Year | Statute | Descript |
|--------------|---------|----------|
| Total | | |

Auto Theft Cases - Past 12 months

SNOSTAT Group ● MV THEFT



| Year | 2023 |
|--------------------------|----------|
| Statute | January |
| Descript | |
| THEFT OF A MOTOR VEHICLE | 1 |
| Total | 1 |

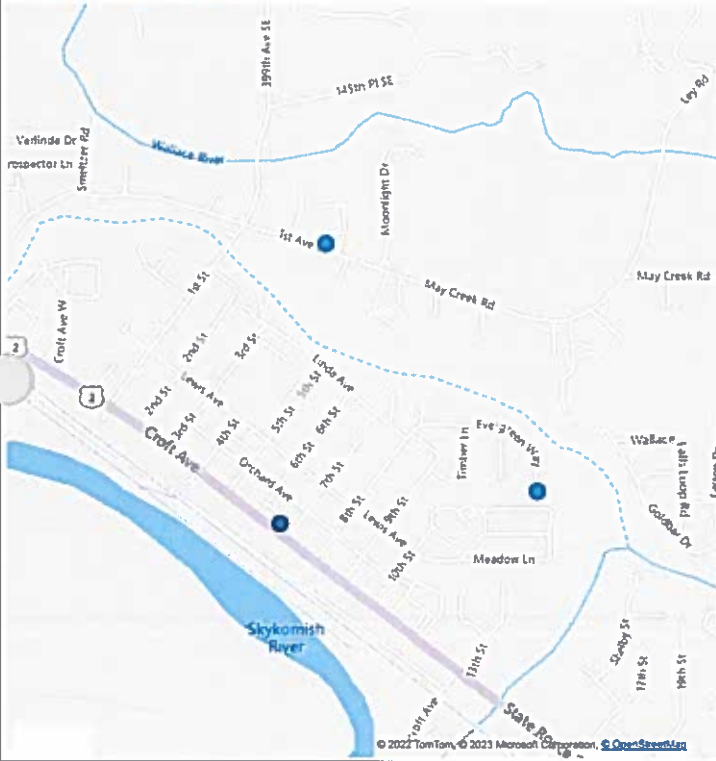
Vehicle Prowl Cases - Past 12 calendar months



| Year | Statute Descript | Total |
|------|------------------|-------|
|------|------------------|-------|

Theft Cases - Past 12 Calendar Months

SNOSTAT Group ● Theft 2 ● Theft 3



| Year | 2023 |
|----------------------------------|----------|
| Statute Descript | January |
| THEFT 2 NO GUN-MV [ALL OTHER] | 1 |
| THEFT 2 NO GUN-MV (PURSE-SNATCH) | 1 |
| THEFT 3 [ALL OTHER] | 1 |
| Total | 3 |