



Community First

City of Gold Bar In Partnership With Snohomish County Sheriff's Office



Sheriff Adam Fortney

Mayor Bill Clem

Notable Events of January 2020

- Chief Dave Casey has left his position with the City of Gold Bar as he is taking a new position within the Sheriff's Office.



The following tables and charts compare incident types of service as reported for the Gold Bar Regional contract. This contract has an Originating Agency Identifier (ORI) of WA0311000.

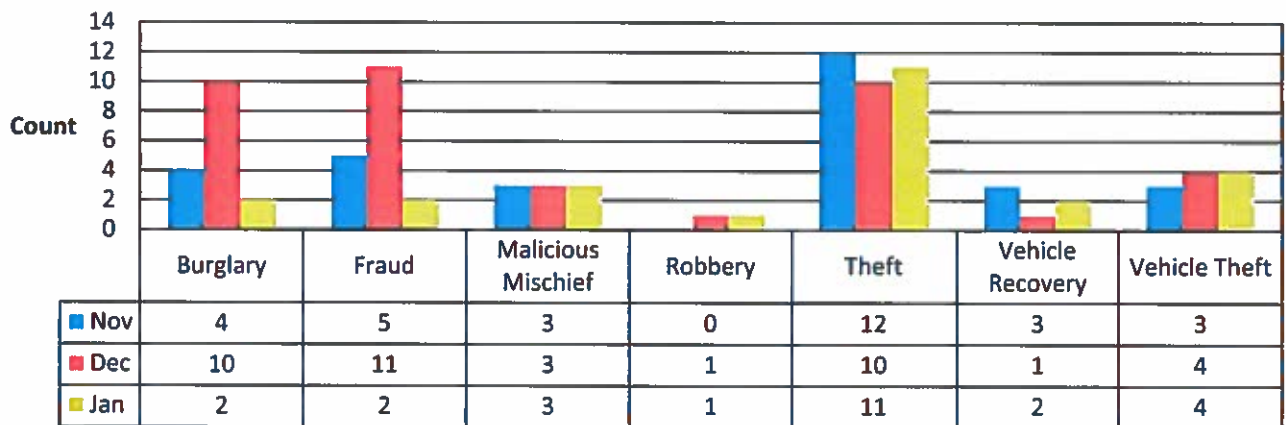
Incident Call Source by Beat

Beat & Call Source	Nov	Dec	Jan	Totals
GBR	135	136	153	424
Officer-Initiated	54	45	51	150
911	81	91	102	274
K2	59	64	72	195
Officer-Initiated	12	20	15	47
911	47	44	57	148
K3	123	120	103	346
Officer-Initiated	24	13	12	49
911	99	107	91	297
IDX	50	44	38	132
Officer-Initiated	44	39	35	118
911	6	5	3	14
Other Beats	162	223	174	559
Officer-Initiated	80	102	78	260
911	82	121	93	296
	0	0	3	3
Totals	529	587	540	1656

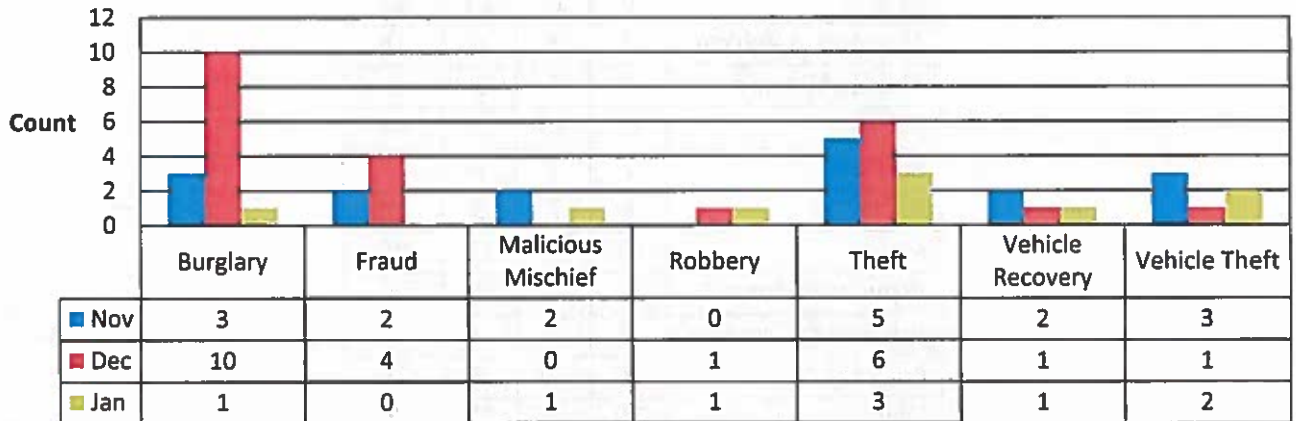
A blank in the call source field indicates an unidentified source such as an online tip or crime report.

Gold Bar Region Property Crime

Last 3 Months - All Dispositions



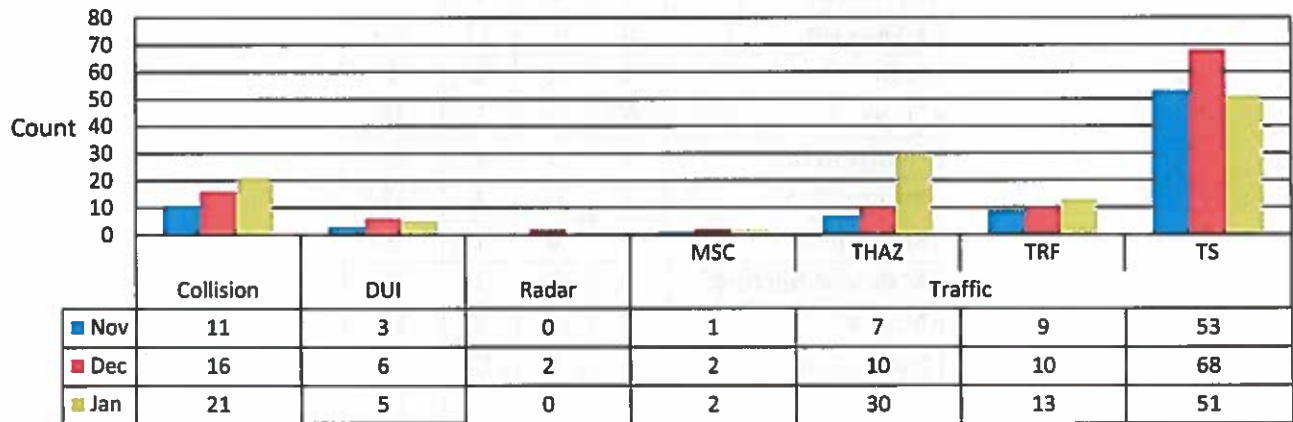
Gold Bar Region Property Crime Last 3 Months - Dispositions A, B, I & R



Note: Dispositions for any given incident may be singular or multiple, in which case they are combined in the database. Dispositions represented here, other than "all", are those singular values and the end disposition of any combined string of dispositions.

A = Arrest, B= Booking, I = Impounded and R= Case Report

Gold Bar Region Vehicle Incidents Last 3 Months - All Dispositions



MSC = Miscellaneous, THAZ = Traffic Hazard, TRF = Traffic Problem and TS = Traffic Stop

Tickets	Nov	Dec	Jan	Totals
Collision	0	0	1	1
Ordinance Violation	1	0	0	1
Radar	0	2	0	2
Suspicious	0	0	1	1
Traffic	4	17	10	31
THAZ	1	0	0	1
TRF	1	0	1	2
TS	2	17	9	28
Totals	5	19	12	36

Incident Types – Past 3 Months

Incident Type	Nov	Dec	Jan	Totals
911	9	11	13	33
Abandoned Vehicle	7	3	6	16
Abuse of Person	0	0	3	3
Alarm	16	13	15	44
Animal	7	3	7	17
Assault	6	7	5	18
Assist	17	16	13	46
Attempt to Contact	0	1	3	4
Attempt to Locate	0	1	0	1
Burglary	4	10	2	16
Civil	20	23	27	70
Collision	11	16	21	48
COP	1	1	0	2
CPS	6	4	0	10
Death	3	2	0	5
Disturbance	16	13	16	45
DUI	3	6	5	14
DV	24	22	16	62
Escort	1	0	0	1
Fireworks	2	2	0	4
Follow Up	38	42	33	113
Foot	1	1	0	2
Fraud	5	11	2	18
Harassment	5	3	2	10
Information	2	6	4	12
Kidnapping	1	0	1	2
Malicious Mischief	3	3	3	9
Mental	6	7	2	15
Noise Complaint	2	5	10	17
Nuisance	3	12	4	19
Order Violation	2	7	1	10
Ordinance Violation	3	1	0	4
Other	3	2	6	11
Paper Service	3	1	2	6
Parking	0	2	2	4
Person Lost/Found	2	1	4	7
Property Lost/Found	1	0	3	4
Public Assist	17	18	18	53
Pursuit	0	1	0	1
Radar	0	2	0	2
Robbery	0	1	1	2
Route	2	4	3	9

RSO	5	12	5	22
SAR	2	2	0	4
School	1	0	0	1
Search Warrant	0	1	1	2
Security Check	59	47	46	152
Sex Offense	1	1	0	2
Shots Heard	3	3	0	6
Special Ops	3	2	0	5
Substance Abuse	4	3	4	11
Suicide	2	3	2	7
Suspicious	76	94	91	261
Theft	12	10	11	33
Threat	2	4	0	6
Traffic	70	90	96	256
Trespass	5	8	8	21
Vehicle Recovery	3	1	2	6
Vehicle Theft	3	4	4	11
Warrant	18	5	6	29
Weapon	1	2	0	3
Welfare Check	7	11	11	29
Totals	529	587	540	1656

➤ All data was obtained through a LERMS Data Analysis and Mapping (DA&M) query.

Report presented by Gold Bar Chief of Police Sgt. Craig Hess
Table and charts compiled by Volunteer Ray Coleman



Community First

*City of Gold Bar
In Partnership With
Snohomish County
Sheriff's Office*



Sheriff Adam Fortney

Mayor Bill Clem

Notable Events of February 2020

- Chief Craig Hess has been assigned as the Gold Bar Police Chief
- Chief Hess has been actively meeting with citizens in town to introduce himself and learn what concerns they have.
- Traffic safety emphasis was conducted multiple times at 1st & Lewis and 1st & May Creek. The goal is to emphasize safety while driving for all.
- Traffic safety emphasis conducted on the "bypass" and May Creek RD on President weekend by multiple Deputies. This was based on multiple people complaining about speeding. It was announced ahead of time as were trying to change behavior.
- Enforcement of town ordinances with people living on the river
- Enforcement of town ordinances in regards to animal control
- Death Investigation on 1st Ave W
- Chief Hess visited Gold Bar school to say Hi to the kids, hand out Jr Deputy stickers and high 5's
- Coffee with a Cop is scheduled for March 14th from 8 to 10am at Woodshed Espresso with Chief Hess
- Currently working on National Night Out scheduled for August 4th
- Dealt with squatters at 125 1st Ave. They have since left the location and have not returned
- Felony warrant arrest in town

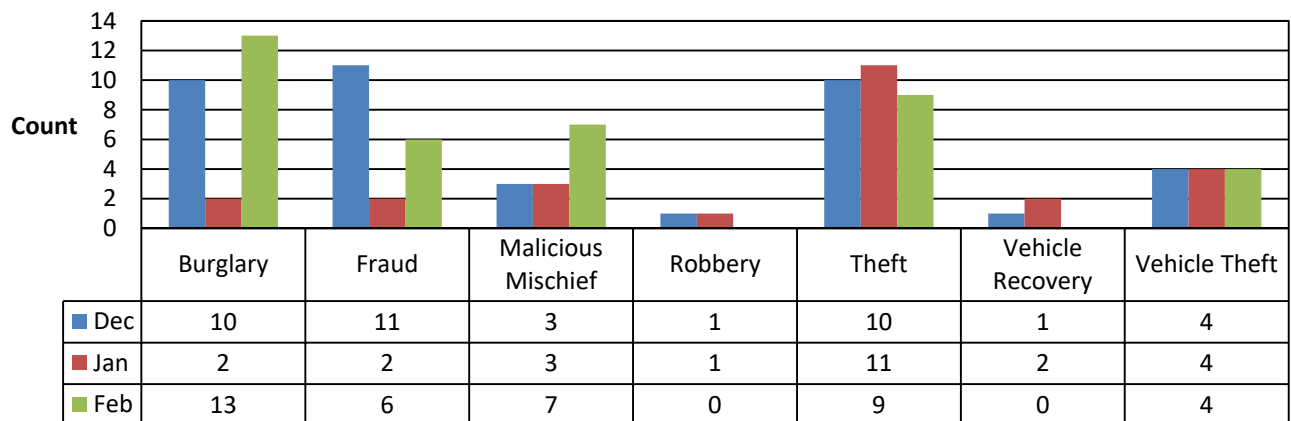
The following tables and charts compare incident types of service as reported for the Gold Bar Regional contract. This contract has an Originating Agency Identifier (ORI) of WA0311000.

Incident Call Source by Beat

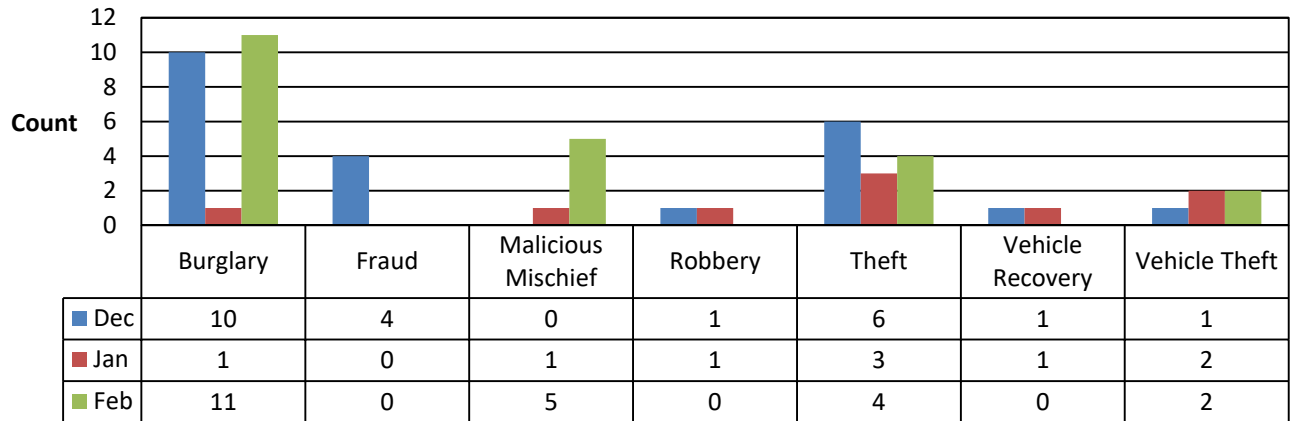
Beat & Call Source	Dec	Jan	Feb	Totals
GBR	136	153	177	466
Officer-Initiated	45	51	63	159
911	91	102	114	307
K2	64	72	69	205
Officer-Initiated	20	15	15	50
911	44	57	54	155
K3	120	103	125	348
Officer-Initiated	13	12	29	54
911	107	91	96	294
IDX	44	38	31	113
Officer-Initiated	39	35	26	100
911	5	3	5	13
Other Beats	223	174	218	615
Officer-Initiated	102	78	113	293
911	121	93	105	319
	0	3	0	3
Totals	587	540	620	1747

A blank in the call source field indicates an unidentified source such as an online tip or crime report.

Gold Bar Region Property Crime Last 3 Months - All Dispositions



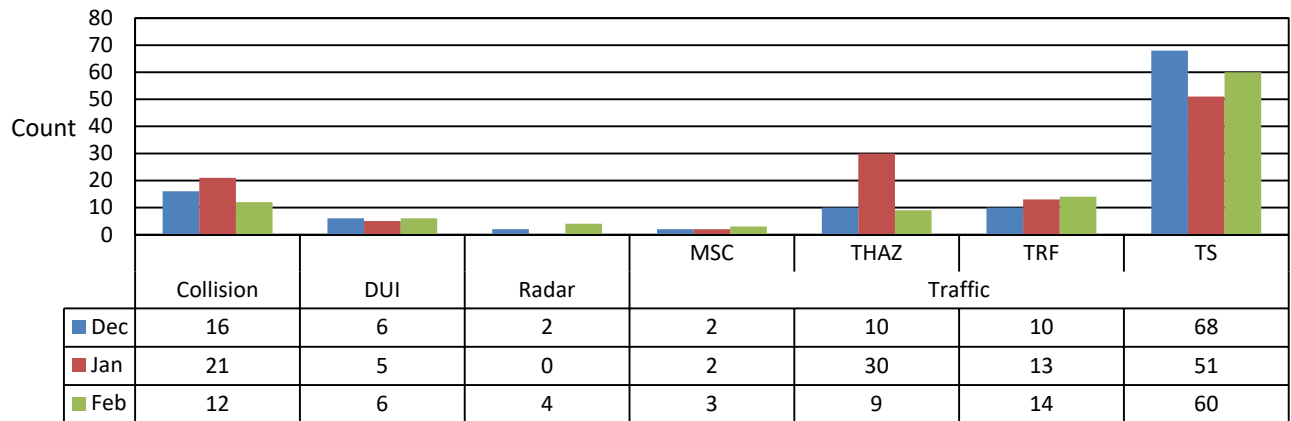
Gold Bar Region Property Crime Last 3 Months - Dispositions A, B, I & R



Note: Dispositions for any given incident may be singular or multiple, in which case they are combined in the database. Dispositions represented here, other than “all”, are those singular values and the end disposition of any combined string of dispositions.

A = Arrest, B= Booking, I = Impounded and R= Case Report

Gold Bar Region Vehicle Incidents Last 3 Months - All Dispositions



MSC = Miscellaneous, THAZ = Traffic Hazard, TRF = Traffic Problem and TS = Traffic Stop

Tickets	Dec	Jan	Feb	Totals
Collision	0	1	0	1
Radar	2	0	0	2
Suspicious	0	1	0	1
Traffic	17	10	8	35
TRF	0	1	0	1
TS	17	9	8	34
Totals	19	12	8	39

Incident Types – Past 3 Months

Incident Type	Dec	Jan	Feb	Totals
911	11	13	15	39
Abandoned Vehicle	3	6	5	14
Abuse of Person	0	3	1	4
Alarm	13	15	22	50
Animal	3	7	6	16
Assault	7	5	5	17
Assist	16	13	11	40
Attempt to Contact	1	3	4	8
Attempt to Locate	1	0	0	1
Burglary	10	2	13	25
Civil	23	27	17	67
Collision	16	21	12	49
COP	1	0	1	2
CPS	4	0	1	5
Death	2	0	1	3
Disturbance	13	16	10	39
DUI	6	5	6	17
DV	22	16	21	59
Fireworks	2	0	0	2
Follow Up	42	33	72	147
Foot	1	0	1	2
Fraud	11	2	6	19
Harassment	3	2	1	6
Information	6	4	2	12
Kidnapping	0	1	0	1
Malicious Mischief	3	3	7	13
Mental	7	2	10	19
Noise Complaint	5	10	5	20
Nuisance	12	4	11	27
Order Violation	7	1	1	9
Ordinance Violation	1	0	0	1
Other	2	6	3	11
Paper Service	1	2	0	3
Parking	2	2	2	6
Person Lost/Found	1	4	1	6
Property Lost/Found	0	3	1	4
Public Assist	18	18	22	58
Pursuit	1	0	1	2
Radar	2	0	4	6
Robbery	1	1	0	2
Route	4	3	0	7
RSO	12	5	5	22
SAR	2	0	0	2

School	0	0	1	1
Search Warrant	1	1	0	2
Security Check	47	46	48	141
Sex Offense	1	0	0	1
Shots Heard	3	0	5	8
Special Ops	2	0	1	3
Substance Abuse	3	4	8	15
Suicide	3	2	9	14
Suspicious	94	91	99	284
Theft	10	11	9	30
Threat	4	0	0	4
Traffic	90	96	86	272
Trespass	8	8	11	27
Vehicle Recovery	1	2	0	3
Vehicle Theft	4	4	4	12
Warrant	5	6	18	29
Weapon	2	0	1	3
Welfare Check	11	11	14	36
Totals	587	540	620	1747

➤ All data was obtained through a LERMS Data Analysis and Mapping (DA&M) query.

Report presented by Gold Bar Chief of Police Sgt. Craig Hess
Table and charts compiled by Volunteer Ray Coleman



Community First

Sheriff Adam Fortney

***City of Gold Bar
In Partnership With
Snohomish County
Sheriff's Office***



Mayor Bill Clem

Notable Events of March 2020


- I had previously arranged for a Coffee with a Cop event at the Woodshed Espresso. The event has been postponed till May.
- I have been dealing with an ordinance violation in the city. We will continue to address it until the homeowners are within compliance.
- A well-known repeated offender was taken into custody on Hwy 2 after proactive patrol.
- Gold Bar P.D. have been doing emphasis patrols in town and the region where we are seeing a cluster of complaints for suspicious activity as well as traffic complaints.
- I have completed the planning the National Night Out event. I have arranged for Fish & Wildlife, Burlington Rail Road PD, US Forest Service, SAR rescue, SCSO Motors Unit, SCSO Dive Unit, Sky Valley Fire, SCSO Canine or BNRR Canine. I have completed a budget so that we can have bouncy houses and a rock climbing wall for the kids along with a snow cone machine.
- I have begun to deal with the annual parking complaints on Ley RD next to Wallace Falls Park. I have met with Rich Norris of the city to discuss options. At the moment, the park remains closed. I have come up with a plan using social media through the hiking clubs, Sheriff's Office and community pages to educate people about how to properly park on the street. We will also make use of various webpages.
- We have done traffic emphasis patrol to ensure the safety of people driving on the roadways as well as pedestrians who use the crosswalks. We are trying to change the behavior of people to come stop at stop signs and give the right of way to people in the crosswalks.
- I am currently planning for the re-occurring traffic problems on Sunday nights on Hwy 2 and May Creek Rd. I will have more information about this plan at the May Council Meeting.

The following tables and charts compare incident types of service as reported for the Gold Bar Regional contract. This contract has an Originating Agency Identifier (ORI) of WA0311000.

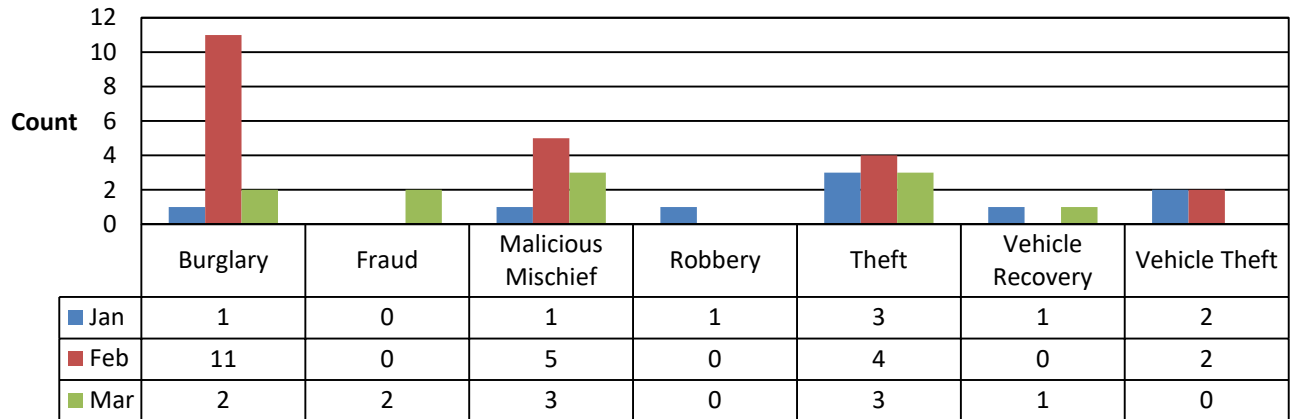
Incident Call Source by Beat

Beat & Call Source	Jan	Feb	Mar	Totals
GBR	153	177	138	468
Officer-Initiated	51	63	39	153
911	102	114	99	315
K2	72	69	59	200
Officer-Initiated	15	15	9	39
911	57	54	50	161
K3	103	125	111	339
Officer-Initiated	12	29	20	61
911	91	96	91	278
IDX	38	31	48	117
Officer-Initiated	35	26	47	108
911	3	5	1	9
Other Beats	174	218	198	590
Officer-Initiated	78	113	88	279
911	93	105	110	308
	3	0	0	3
Totals	540	620	554	1714

A blank in the call source field indicates an unidentified source such as an online tip or crime report.



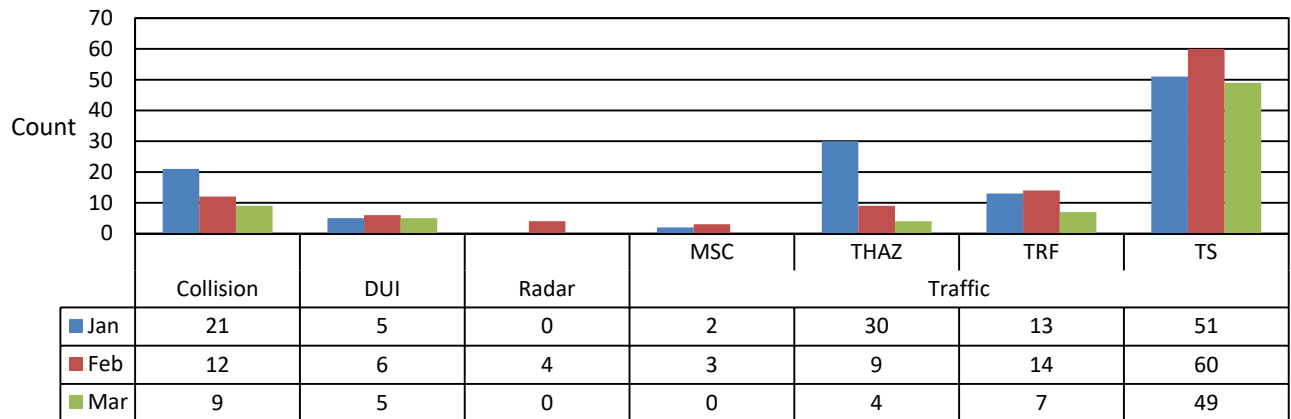
Gold Bar Region Property Crime Last 3 Months - Dispositions A, B, I & R



Note: Dispositions for any given incident may be singular or multiple, in which case they are combined in the database. Dispositions represented here, other than “all”, are those singular values and the end disposition of any combined string of dispositions.

A = Arrest, B= Booking, I = Impounded and R= Case Report

Gold Bar Region Vehicle Incidents Last 3 Months - All Dispositions



MSC = Miscellaneous, THAZ = Traffic Hazard, TRF = Traffic Problem and TS = Traffic Stop

Tickets	Jan	Feb	Mar	Totals
Collision	1	0	0	1
Suspicious	1	0	0	1
Traffic	10	8	7	25
TRF	1	0	0	1
TS	9	8	7	24
Totals	12	8	7	27

Incident Types – Past 3 Months

Incident Type	Jan	Feb	Mar	Totals
911	13	15	14	42
Abandoned Vehicle	6	5	6	17
Abuse of Person	3	1	0	4
Alarm	15	22	11	48
Animal	7	6	6	19
Assault	5	5	9	19
Assist	13	11	23	47
Attempt to Contact	3	4	1	8
Burglary	2	13	3	18
Civil	27	17	20	64
Collision	21	12	9	42
COP	0	1	1	2
CPS	0	1	5	6
Death	0	1	2	3
Disturbance	16	10	15	41
DUI	5	6	5	16
DV	16	21	17	54
Fireworks	0	0	2	2
Follow Up	33	72	30	135
Foot	0	1	0	1
Fraud	2	6	5	13
Harassment	2	1	4	7
Information	4	2	5	11
Kidnapping	1	0	0	1
Malicious Mischief	3	7	8	18
Mental	2	10	12	24
Noise Complaint	10	5	3	18
Nuisance	4	11	5	20
Order Violation	1	1	2	4
Ordinance Violation	0	0	1	1
Other	6	3	4	13
Paper Service	2	0	3	5
Parking	2	2	3	7
Person Lost/Found	4	1	5	10
Property Lost/Found	3	1	3	7
Public Assist	18	22	17	57
Pursuit	0	1	1	2
Radar	0	4	0	4
Robbery	1	0	0	1
Route	3	0	1	4
RSO	5	5	7	17
SAR	0	0	4	4
School	0	1	0	1

Search Warrant	1	0	0	1
Security Check	46	48	79	173
Sex Offense	0	0	1	1
Shots Heard	0	5	4	9
Special Ops	0	1	1	2
Substance Abuse	4	8	5	17
Suicide	2	9	6	17
Suspicious	91	99	79	269
Theft	11	9	10	30
Threat	0	0	2	2
Traffic	96	86	60	242
Trespass	8	11	7	26
Vehicle Recovery	2	0	1	3
Vehicle Theft	4	4	1	9
Warrant	6	18	7	31
Weapon	0	1	0	1
Welfare Check	11	14	19	44
Totals	540	620	554	1714

➤ All data was obtained through a LERMS Data Analysis and Mapping (DA&M) query.

Report presented by Gold Bar Chief of Police Sgt. Craig Hess
Table and charts compiled by Volunteer Ray Coleman



Community First

City of Gold Bar In Partnership With Snohomish County Sheriff's Office



Sheriff Adam Fortney

Mayor Bill Clem

Notable Events of April 2020

- A special operation was initiated on May Creek RD in response to package theft
- Gold Bar PD worked with Gold Bar Elementary School to lead the convoy of teachers on a parade throughout the Gold Bar neighborhoods. It was featured on King 5 and Kiro 7 news programs
- Arrest for DV Assault that required the assistance of SWAT inside confines of City of Gold Bar
- There has been a focus on Security Checks being performed in the City limits as well as in the Region to show Police presence and to interact with citizens
- Felony Arrest for Narcotics Possession from a career criminal on Hwy 2.
- Mental Health call. Chief Hess is working with Adult Protective Services to assist the home owner. At this incidents individuals were trespassed from location and animals on the property were inspected by Animal Control for their safety. This location will be monitored so that it no longer disrupts citizens living in the area.
- Traffic Emphasis along with Radar checks have been performed on May Creek from 1st to Ley RD
- Equipment added to Gold Bar PD. An AED is now in service. A breaching Pack is maintained at the precinct containing Hooligan tool, maul and bolt cutters along with a shield. A joint exercise with Sky Valley Fire will be schedule in the future on breaching doorways.
- Felony Arrest for Assault 2 with a weapon from a career criminal in the Gold Bar Region.
- Met with Public Works Richard Norris about installing additional No Parking signs on May Creek RD to deal with overflow parking from Wallace Falls Park. Met with Park Ranger Lease from the park to discuss parking issues on Ley and May Creek RD.
- A Gold Bar Deputy will be assigned to the area of May Creek & Ley RD on Saturday 5/9. The primary responsibility will be to ensure everyone's safety enforcing traffic and parking regulations.

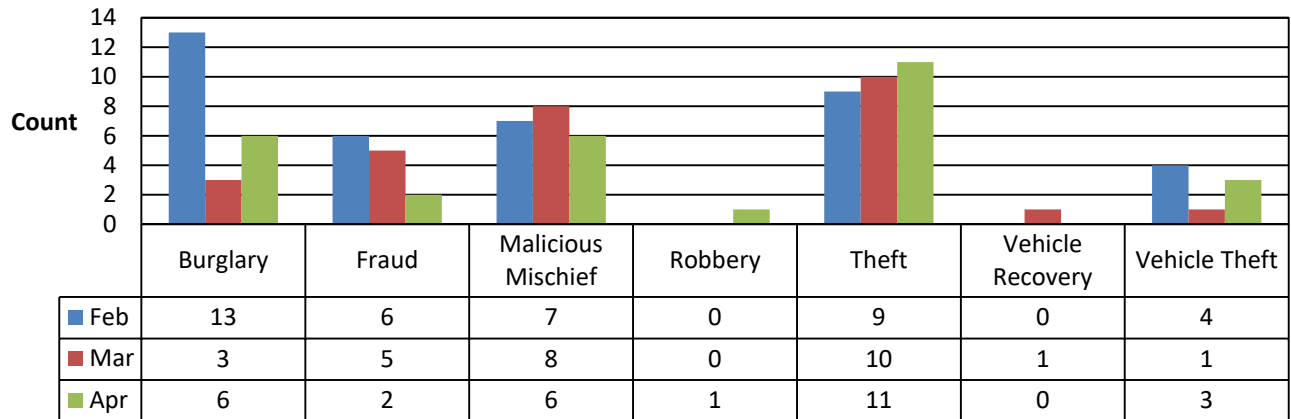
The following tables and charts compare incident types of service as reported for the Gold Bar Regional contract. This contract has an Originating Agency Identifier (ORI) of WA0311000.

Incident Call Source by Beat

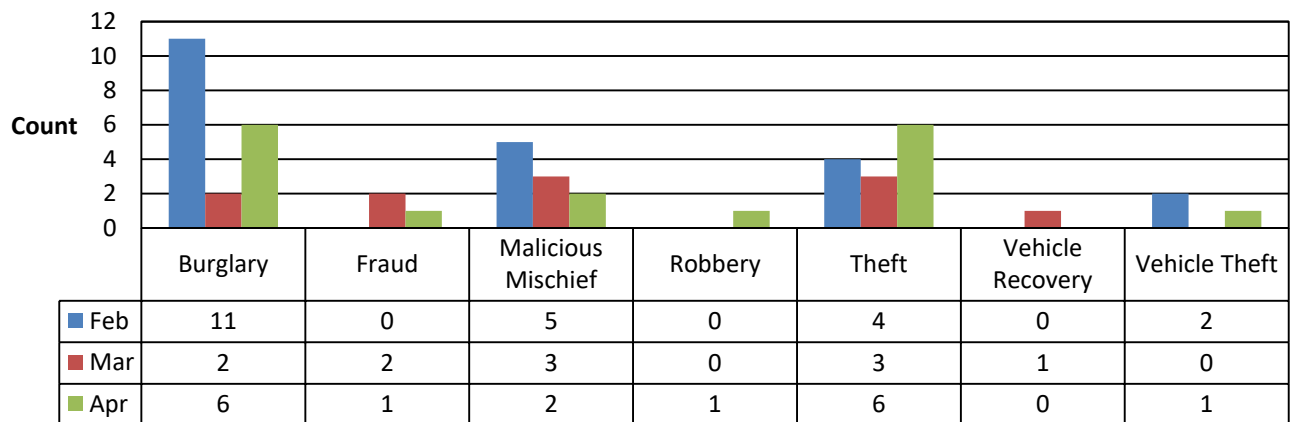
Beat & Call Source	Feb	Mar	Apr	Totals
GBR	177	138	120	435
Officer-Initiated	63	39	44	146
911	114	99	76	289
K2	69	59	107	235
Officer-Initiated	15	9	19	43
911	54	50	88	192
K3	125	111	119	355
Officer-Initiated	29	20	25	74
911	96	91	94	281
IDX	31	48	49	128
Officer-Initiated	26	47	44	117
911	5	1	5	11
Other Beats	218	198	164	580
Officer-Initiated	113	88	68	269
911	105	110	95	310
	0	0	1	1
Totals	620	554	559	1733

A blank in the call source field indicates an unidentified source such as an online tip or crime report.

Gold Bar Region Property Crime Last 3 Months - All Dispositions



Gold Bar Region Property Crime Last 3 Months - Dispositions A, B, I & R

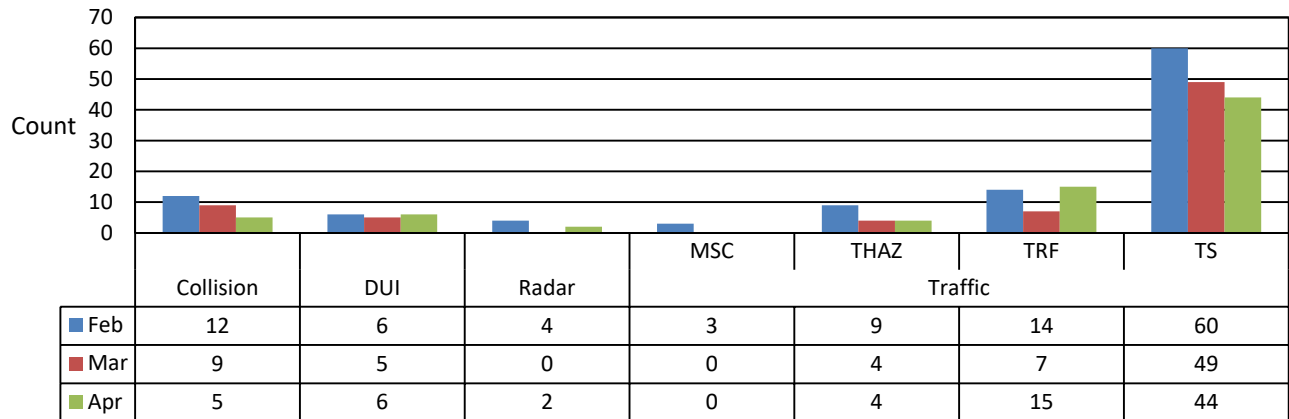


Note: Dispositions for any given incident may be singular or multiple, in which case they are combined in the database. Dispositions represented here, other than “all”, are those singular values and the end disposition of any combined string of dispositions.

A = Arrest, B= Booking, I = Impounded and R= Case Report

Gold Bar Region Vehicle Incidents

Last 3 Months - All Dispositions



MSC = Miscellaneous, THAZ = Traffic Hazard, TRF = Traffic Problem and TS = Traffic Stop

Tickets	Feb	Mar	Apr	Totals
Abandoned Vehicle	0	0	1	1
Traffic	8	7	6	21
TS	8	7	6	21
Totals	8	7	7	22

Incident Types – Past 3 Months

Incident Type	Feb	Mar	Apr	Totals
911	15	14	14	43
Abandoned Vehicle	5	6	4	15
Abuse of Person	1	0	0	1
Alarm	22	11	5	38
Animal	6	6	2	14
Assault	5	9	5	19
Assist	11	23	18	52
Attempt to Contact	4	1	3	8
Burglary	13	3	6	22
Civil	17	20	13	50
Collision	12	9	5	26
COP	1	1	1	3
CPS	1	5	2	8
Death	1	2	1	4
Disturbance	10	15	21	46
DUI	6	5	6	17
DV	21	17	11	49
Fireworks	0	2	1	3

Follow Up	72	30	57	159
Foot	1	0	1	2
Fraud	6	5	2	13
Harassment	1	4	4	9
Information	2	5	3	10
Malicious Mischief	7	8	6	21
Mental	10	12	15	37
Noise Complaint	5	3	7	15
Nuisance	11	5	3	19
Order Violation	1	2	1	4
Ordinance Violation	0	1	9	10
Other	3	4	3	10
Paper Service	0	3	0	3
Parking	2	3	1	6
Person Lost/Found	1	5	2	8
Property Lost/Found	1	3	3	7
Public Assist	22	17	23	62
Pursuit	1	1	0	2
Radar	4	0	2	6
Robbery	0	0	1	1
Route	0	1	0	1
RSO	5	7	5	17
SAR	0	4	2	6
School	1	0	0	1
Security Check	48	79	76	203
Sex Offense	0	1	1	2
Shots Heard	5	4	11	20
Special Ops	1	1	1	3
Substance Abuse	8	5	17	30
Suicide	9	6	5	20
Suspicious	99	79	76	254
Theft	9	10	11	30
Threat	0	2	1	3
Traffic	86	60	63	209
Trespass	11	7	9	27
Vehicle Recovery	0	1	0	1
Vehicle Theft	4	1	3	8
Warrant	18	7	5	30
Weapon	1	0	0	1
Welfare Check	14	19	12	45
Totals	620	554	559	1733

➤ All data was obtained through a LERMS Data Analysis and Mapping (DA&M) query.

Report presented by Gold Bar Chief of Police Sgt. Craig Hess
Table and charts compiled by Volunteer Ray Coleman



City of Gold Bar In Partnership With Snohomish County Sheriff's Office



Sheriff Adam Fortney

Mayor Bill Clem

Notable Events of May 2020

- Sgt Hess arranged for extra Police presence at Wallace State Park on May 9th & 10th. This detail was performed on May Creek and Ley RD. The goal was to insure individuals parked legally and to insure the safety of the pedestrian traffic.
- Gold Deputies and Sergeant attend the funeral of Lt Anderson from Sky Valley Fire Dept
- On May 11th Gold Bar Deputies responded to a DV Assault 4. Resources were requested for this incident that included a K9 from the Monroe Police Dept. and a drone. The suspect was located by the canine and booked into the Snohomish County Jail.
- On May 19th Sgt Hess and East County Deputies responded to a DV Assault. An arrest was made and the suspect was transported to the Snohomish County Jail.
- On May 19th Gold Bar Deputy Gort responded to a residential burglary that occurred in town. Sgt Hess had arranged for the assistance of Burlington Railroad PD for the use of their drone. The suspect was located by the tracks just prior to the drone being launched.
- Gold Bar Deputy Brown assisted Monroe Police with a vehicle pursuit. Deputy Brown was able to contact the driver of the vehicle. The suspect was arrested for a DOC felony warrant and possession of a firearm.
- A suspect wanted by Snohomish County Detectives was located by the railroad tracks and was taken into custody by Deputy Gort and Sgt Hess.
- On 5/13 Gold Bar and East County Deputies responded to a DV Assault Weapon located on Mt Index River RD. The suspect was not located in the incident. Deputies had been asking people if they saw the suspect to let them know. On 5/21 a citizen reported to seeing this wanted subject. Deputy Hand and Sgt Hess located the suspect on the Index Galena RD. The suspect was taken into custody and booked into the Snohomish County Jail.
- On 5/26 Deputy Gort and Sgt Hess responded to a court order violation on Mt Index River RD. The suspect was located and taken into custody for a DOC felony warrant and violation of a court order.
- May Creek Road on Sunday evenings and on holidays is being used as a "bypass" to Hwy 2. In an effort to ensure everyone's safety Sgt Hess had assigned a Gold Bar Deputy for traffic enforcement. The feedback heard was people were driving slower based upon Police presence. This will continue based upon call volume through the summer.


Burglaries –	have decreased to 4 for May
Fraud -	have drastically increased based upon the Employment Fraud situation
Malicious Mischief	have decreased to 3 for May
Thefts-	are up for a total of 13 in May
Vehicle Recovery-	We have recovered 5 this month compared to 0 for April.
Vehicle Thefts-	Remain the same as the previous month for a total of 3.

The following tables and charts compare incident types of service as reported for the Gold Bar Regional contract. This contract has an Originating Agency Identifier (ORI) of WA0311000.

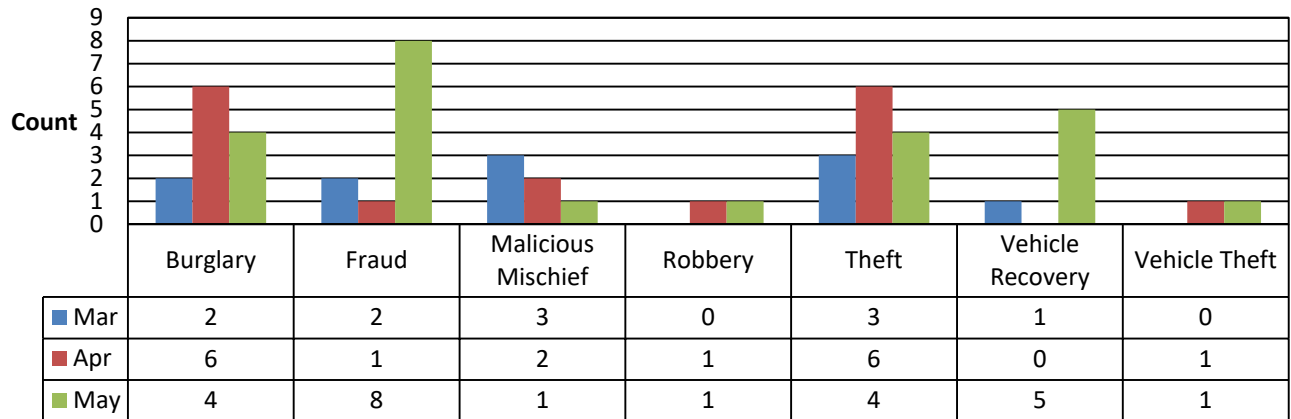
Incident Call Source by Beat

Beat & Call Source	Mar	Apr	May	Totals
GBR	138	120	155	413
Officer-Initiated	39	44	50	133
911	99	76	105	280
K2	59	107	107	273
Officer-Initiated	9	19	17	45
911	50	88	90	228
K3	111	119	138	368
Officer-Initiated	20	25	19	64
911	91	94	119	304
IDX	48	49	48	145
Officer-Initiated	47	44	41	132
911	1	5	7	13
Other Beats	198	164	208	570
Officer-Initiated	88	68	105	261
911	110	95	100	305
	0	1	3	4
Totals	554	559	656	1769

A blank in the call source field indicates an unidentified source such as an online tip or crime report.



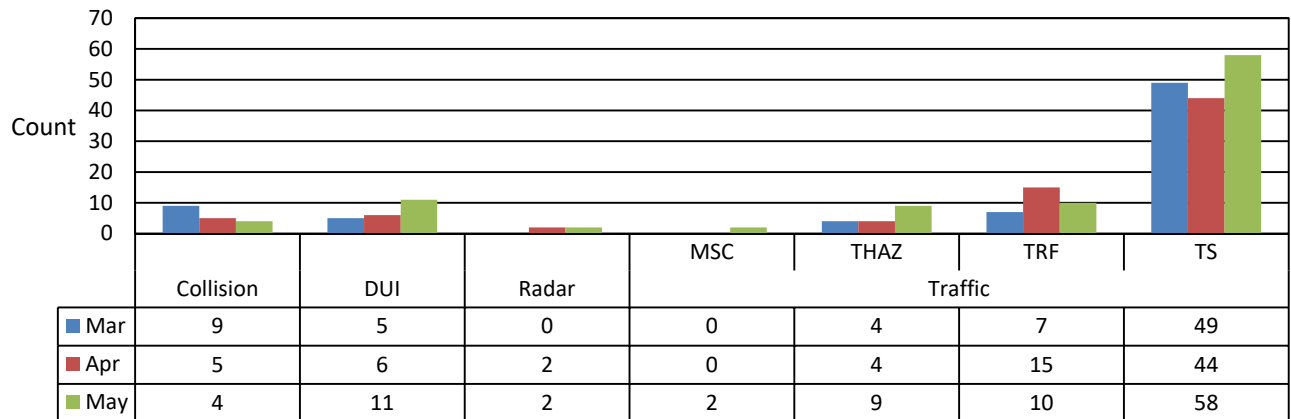
Gold Bar Region Property Crime Last 3 Months - Dispositions A, B, I & R



Note: Dispositions for any given incident may be singular or multiple, in which case they are combined in the database. Dispositions represented here, other than “all”, are those singular values and the end disposition of any combined string of dispositions.

A = Arrest, B= Booking, I = Impounded and R= Case Report

Gold Bar Region Vehicle Incidents Last 3 Months - All Dispositions



MSC = Miscellaneous, THAZ = Traffic Hazard, TRF = Traffic Problem and TS = Traffic Stop

Tickets	Mar	Apr	May	Totals
Abandoned Vehicle	0	1	0	1
Parking	0	0	1	1
Radar	0	0	1	1
Security Check	0	0	1	1
Suspicious	0	0	1	1
Traffic Stop	7	6	8	21
Totals	7	7	12	26

Incident Types – Past 3 Months

Incident Type	Mar	Apr	May	Totals
911	14	14	13	41
Abandoned Vehicle	6	4	5	15
Abuse of Person	0	0	2	2
Alarm	11	5	18	34
Animal	6	2	2	10
Assault	9	5	8	22
Assist	23	18	9	50
Attempt to Contact	1	3	1	5
Burglary	3	6	4	13
Civil	20	13	24	57
Collision	9	5	4	18
COP	1	1	0	2
CPS	5	2	2	9
Death	2	1	3	6
Disturbance	15	21	20	56
Dive	0	0	1	1
DUI	5	6	11	22
DV	17	11	23	51
Fireworks	2	1	0	3
Follow Up	30	57	49	136
Foot	0	1	0	1
Fraud	5	2	23	30
Harassment	4	4	6	14
Information	5	3	2	10
Mail/Web Based Complaint/Report	0	0	1	1
Malicious Mischief	8	6	3	17
Mental	12	15	9	36
Noise Complaint	3	7	11	21
Nuisance	5	3	5	13
Order Violation	2	1	8	11
Ordinance Violation	1	9	3	13
Other	4	3	6	13
Paper Service	3	0	1	4

Parking	3	1	5	9
Person Lost/Found	5	2	1	8
Property Lost/Found	3	3	1	7
Public Assist	17	23	28	68
Pursuit	1	0	4	5
Radar	0	2	2	4
Robbery	0	1	1	2
Route	1	0	0	1
RSO	7	5	7	19
SAR	4	2	0	6
Security Check	79	76	63	218
Sex Offense	1	1	0	2
Shots Heard	4	11	10	25
Special Ops	1	1	1	3
Substance Abuse	5	17	6	28
Suicide	6	5	8	19
Suspicious	79	76	110	265
Theft	10	11	13	34
Threat	2	1	2	5
Traffic	60	63	79	202
Trespass	7	9	7	23
Vehicle Recovery	1	0	5	6
Vehicle Theft	1	3	3	7
Warrant	7	5	7	19
Welfare Check	19	12	16	47
Totals	554	559	656	1769

➤ All data was obtained through a LERMS Data Analysis and Mapping (DA&M) query.

Report presented by Gold Bar Chief of Police Sgt. Craig Hess
Table and charts compiled by Volunteer Ray Coleman



Community First

*City of Gold Bar
In Partnership With
Snohomish County
Sheriff's Office*



Sheriff Adam Fortney

Mayor Bill Clem

Notable Events of June 2020

- We have initiated a Traffic Safety campaign based upon complaints about stop sign and failure to obey the speed violation. There have been social media posts made on the Gold Bar PD page as well as the City of Gold Bar webpage. These posts are for education purposes to go along with the enforcement program.
- When call volume allows Deputies are performing traffic checks along 1st St at various stop signs, May Creek & Ley RD and other stop signs in the confines of the city.
- Crime Stats for the month
Burglaries stayed flat at 4
Civil calls stayed flat at 4
Fraud went down from 23 to 8
Assaults stayed at 7
Security checks in town 59

Gold Bar Police Department responded to 552 calls during the month of June

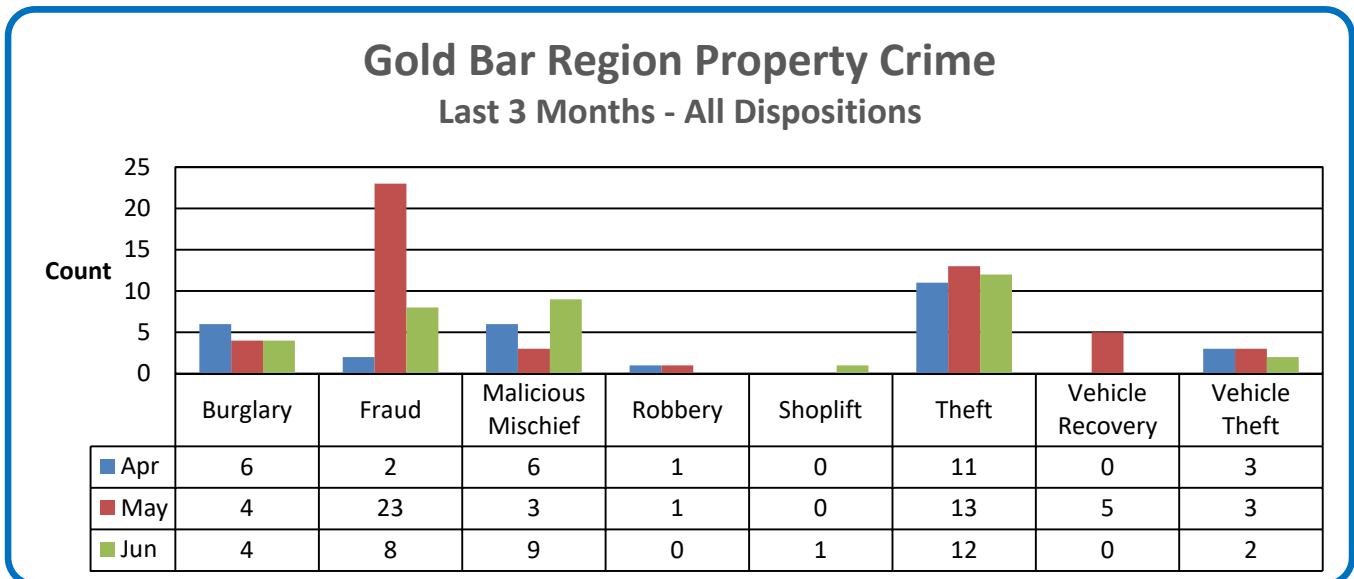
- Under discussion to install a new stop sign on the north side of May Creek RD & Ley RD. I will be working with Public Works Director on this project.
- I will be meeting with the Public Works Director to discuss having the stop lines touched up or painted next to the stop sign to assist in the enforcement of disobeying signs.
- Traffic Enforcement Initiative was completed on Saturday 7/4/20 along 1st St and May Creek Road
- Traffic Enforcement Initiative was completed on Sunday 7/5/20 along May Creek Road and 1st Street
- The Snohomish County Sheriff's Office Motorcycle Unit will be coming out to assist with enforcement sometime the week of July 6th.

The following tables and charts compare incident types of service as reported for the Gold Bar Regional contract. This contract has an Originating Agency Identifier (ORI) of WA0311000.

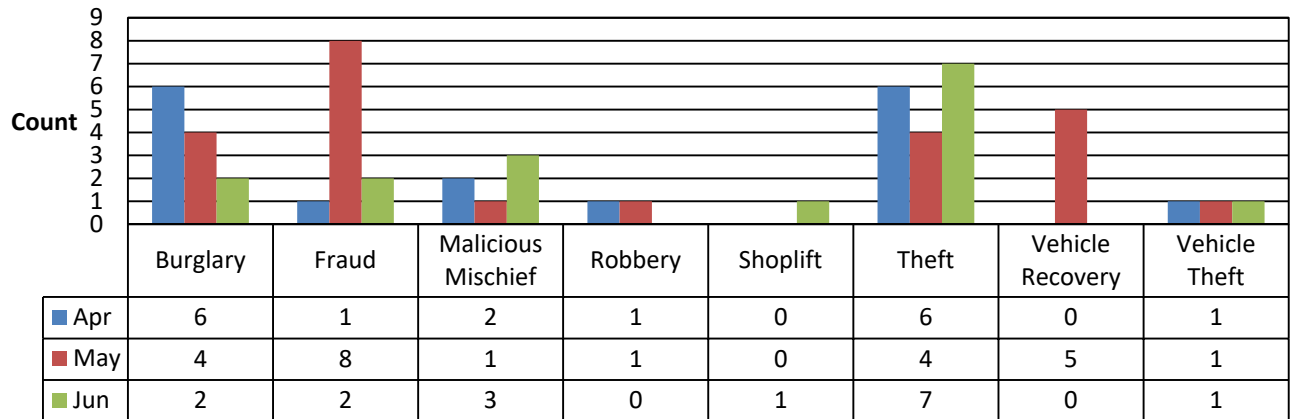
Incident Call Source by Beat

Beat & Call Source	Apr	May	Jun	Totals
GRF	1	1	0	2
Officer-Initiated	1	1	0	2
K2	107	107	95	309
Officer-Initiated	19	17	18	54
911	88	90	77	255
K3	119	138	110	367
Officer-Initiated	25	19	15	59
911	94	119	95	308
IDX	49	48	42	139
Officer-Initiated	44	41	37	122
911	5	7	5	17
Other Beats	283	362	305	950
Officer-Initiated	111	154	101	366
911	171	205	204	580
	1	3	0	4
Totals	559	656	552	1767

A blank in the call source field indicates an unidentified source such as an online tip or crime report.



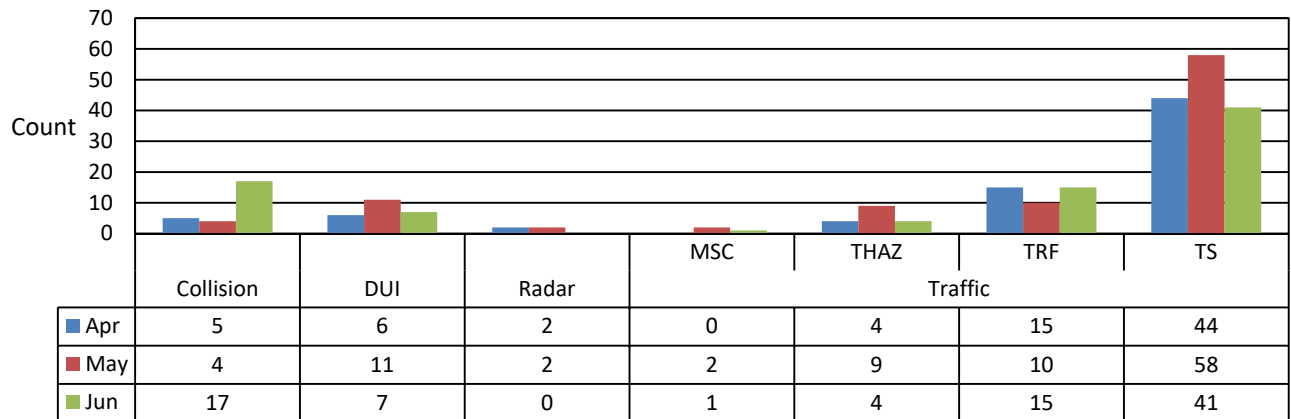
Gold Bar Region Property Crime Last 3 Months - Dispositions A, B, I & R



Note: Dispositions for any given incident may be singular or multiple, in which case they are combined in the database. Dispositions represented here, other than “all”, are those singular values and the end disposition of any combined string of dispositions.

A = Arrest, B= Booking, I = Impounded and R= Case Report

Gold Bar Region Vehicle Incidents Last 3 Months - All Dispositions



MSC = Miscellaneous, THAZ = Traffic Hazard, TRF = Traffic Problem and TS = Traffic Stop

Tickets	Apr	May	Jun	Totals
Abandoned Vehicle	1	0	0	1
Collision	0	0	1	1
Disturbance	0	0	1	1
Parking	0	1	0	1
Radar	0	1	0	1
Security Check	0	1	0	1
Suspicious	0	1	0	1
Traffic Stop	6	8	7	21
Totals	7	12	9	28

Incident Types – Past 3 Months

Incident Type	Apr	May	Jun	Totals
911	14	13	15	42
Abandoned Vehicle	4	5	9	18
Abuse of Person	0	2	1	3
Alarm	5	18	8	31
Animal	2	2	7	11
Assault	5	8	7	20
Assist	18	9	15	42
Attempt to Contact	3	1	1	5
Burglary	6	4	4	14
Civil	13	24	24	61
Collision	5	4	17	26
COP	1	0	0	1
CPS	2	2	1	5
Death	1	3	3	7
Disturbance	21	20	22	63
Dive	0	1	0	1
DUI	6	11	7	24
DV	11	23	18	52
Fireworks	1	0	4	5
Follow Up	57	49	37	143
Foot	1	0	2	3
Fraud	2	23	8	33
Harassment	4	6	5	15
Information	3	2	4	9
Mail/Web Based Complaint/Report	0	1	1	2
Malicious Mischief	6	3	9	18
Mental	15	9	7	31
Noise Complaint	7	11	4	22
Nuisance	3	5	11	19
Order Violation	1	8	3	12
Ordinance Violation	9	3	2	14

Other	3	6	6	15
Paper Service	0	1	0	1
Parking	1	5	2	8
Person Lost/Found	2	1	4	7
Property Lost/Found	3	1	0	4
Public Assist	23	28	24	75
Pursuit	0	4	0	4
Radar	2	2	0	4
Robbery	1	1	0	2
RSO	5	7	4	16
SAR	2	0	4	6
Security Check	76	63	59	198
Sex Offense	1	0	0	1
Shoplift	0	0	1	1
Shots Heard	11	10	6	27
Special Ops	1	1	0	2
Substance Abuse	17	6	1	24
Suicide	5	8	6	19
Suspicious	76	110	74	260
Theft	11	13	12	36
Threat	1	2	1	4
Traffic	63	79	61	203
Trespass	9	7	7	23
Vehicle Recovery	0	5	0	5
Vehicle Theft	3	3	2	8
Warrant	5	7	5	17
Weapon	0	0	4	4
Welfare Check	12	16	13	41
Totals	559	656	552	1767

➤ All data was obtained through a LERMS Data Analysis and Mapping (DA&M) query.

Report presented by Gold Bar Chief of Police Sgt. Craig Hess
Table and charts compiled by Volunteer Ray Coleman



Community First

*City of Gold Bar
In Partnership With
Snohomish County
Sheriff's Office*



Sheriff Adam Fortney

Mayor Bill Clem

Notable Events of July 2020

- Take a moment to recognize Officer Shoop of the Bothell PD being laid to rest today killed in the line of duty
- Ron Doersch retirement party is on 8/13/20 at Sultan City Hall from 1 to 3pm
- Felony Warrant subject was arrested after crashing his motorcycle
- Extra Checks being performed at trail heads at Lake Serene, Retier Road & Wallace Falls Park
- New stop signed installed by Public Works at Ley RD & May Creek RD making it 3 way stop
- Deputies & myself are tagging vehicles for abandoned or not moving for periods of time
- Gold Bar PD & Public Works teams up to ensure clean up under the 399 bridge
- I met with WSP and been park of the communication team regarding Eagles Falls. There are no parking signs installed at the location. Additional Enforcement is being done
- Sheriff's Office is using social media to let people know the dangers of Eagles Falls
- Drowning at Eagles Falls on 7/29/20 I was the IC with Fire IC. Victim has not been recovered to date
- Traffic Enforcement Campaign included 7 partial Shifts for the Month of July
Total Traffic Stops for July 125 which more than doubled the month of June's of 61
Total Infractions issued were 65 with 60 warnings
- Self-Initiated Calls for July were 256 up from 136 in June.
- Burglaries flat at 4
Fraud dropped from 8 to 2 in July
Mal Mischief 9 in June to 11 in July
Robbery 1 in July on Reece RD
Shoplifting In July 0
Thefts 12 up to 18 in July
Vehicle Thefts 0

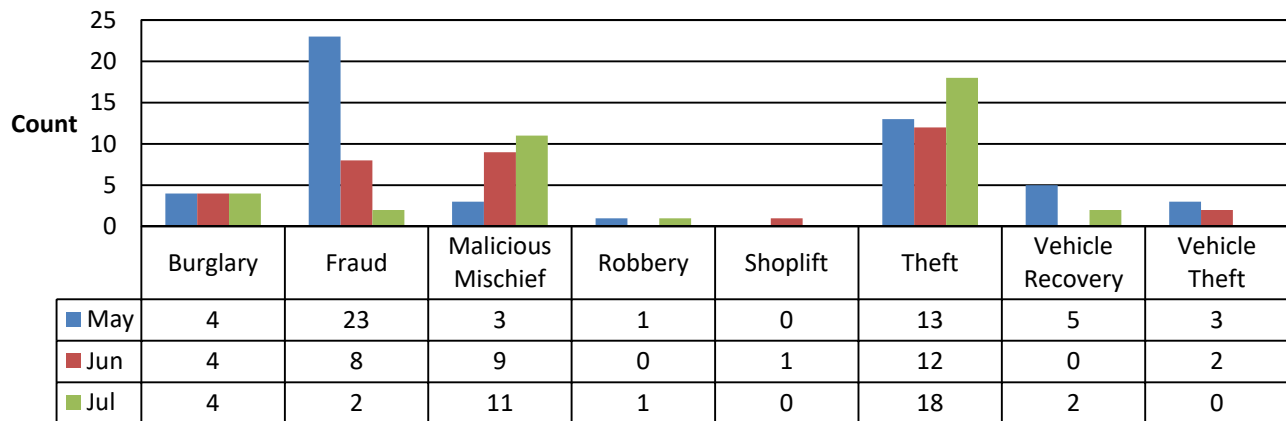
The following tables and charts compare incident types of service as reported for the Gold Bar Regional contract. This contract has an Originating Agency Identifier (ORI) of WA0311000.

Incident Call Source by Beat

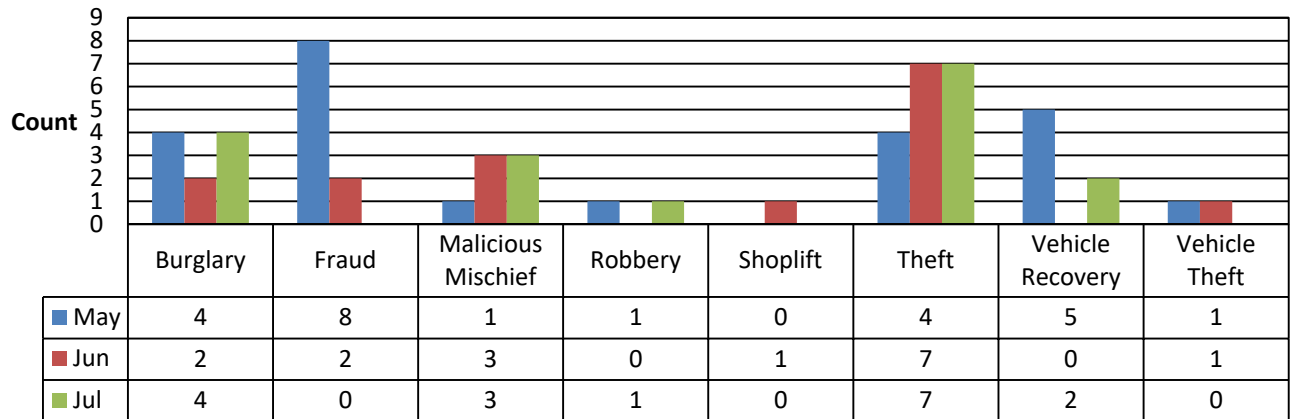
Beat & Call Source	May	Jun	Jul	Totals
GBR	155	136	256	547
Officer-Initiated	50	44	121	215
911	105	92	135	332
K2	107	95	114	316
Officer-Initiated	17	18	32	67
911	90	77	82	249
K3	138	110	144	392
Officer-Initiated	19	15	31	65
911	119	95	113	327
IDX	48	42	46	136
Officer-Initiated	41	37	42	120
911	7	5	4	16
Other Beats	208	169	221	598
Officer-Initiated	105	57	99	261
911	100	112	118	330
	3	0	4	7
Totals	656	552	781	1989

A blank in the call source field indicates an unidentified source such as an online tip or crime report.

Gold Bar Region Property Crime Last 3 Months - All Dispositions



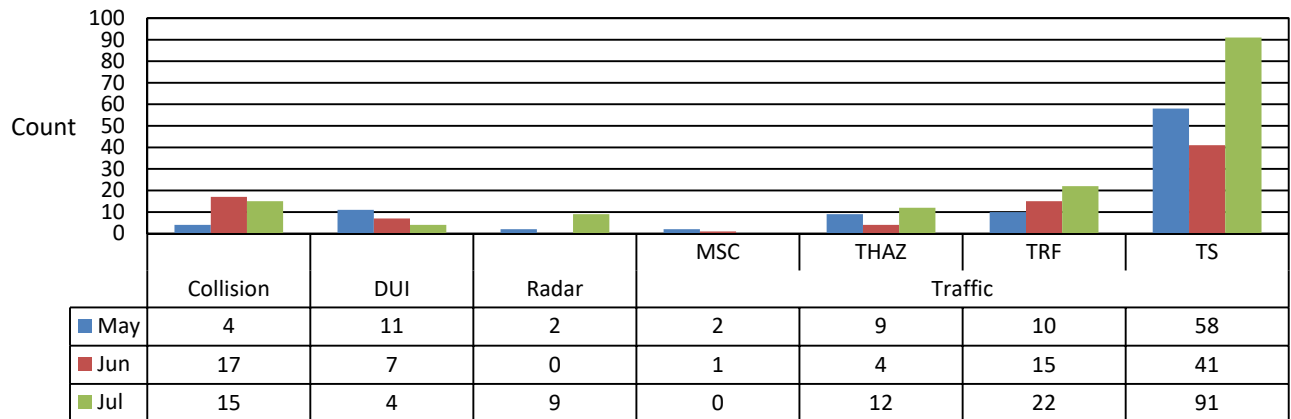
Gold Bar Region Property Crime Last 3 Months - Dispositions A, B, I & R



Note: Dispositions for any given incident may be singular or multiple, in which case they are combined in the database. Dispositions represented here, other than “all”, are those singular values and the end disposition of any combined string of dispositions.

A = Arrest, B= Booking, I = Impounded and R= Case Report

Gold Bar Region Vehicle Incidents Last 3 Months - All Dispositions



MSC = Miscellaneous, THAZ = Traffic Hazard, TRF = Traffic Problem and TS = Traffic Stop

Tickets	May	Jun	Jul	Totals
Alarm	0	0	1	1
Collision	0	1	3	4
Disturbance	0	1	0	1
Parking	1	0	1	2
Radar	1	0	5	6
Security Check	1	0	0	1
Suspicious	1	0	0	1
Traffic	8	7	18	33
Totals	12	9	28	49

Incident Types – Past 3 Months

Incident Type	May	Jun	Jul	Totals
911	13	15	17	45
Abandoned Vehicle	5	9	5	19
Abuse of Person	2	1	1	4
Alarm	18	8	13	39
Animal	2	7	9	18
Assault	8	7	4	19
Assist	9	15	24	48
Attempt to Contact	1	1	3	5
Burglary	4	4	4	12
Civil	24	24	26	74
Collision	4	17	15	36
CPS	2	1	0	3
Death	3	3	4	10
Disturbance	20	22	24	66
Dive	1	0	2	3
DUI	11	7	4	22
DV	23	18	19	60
Fireworks	0	4	21	25
Follow Up	49	37	69	155
Foot	0	2	1	3
Fraud	23	8	2	33
Harassment	6	5	5	16
Information	2	4	10	16
Mail/Web Based Complaint/Report	1	1	1	3
Malicious Mischief	3	9	11	23
Mental	9	7	5	21
Noise Complaint	11	4	9	24
Nuisance	5	11	13	29
Order Violation	8	3	2	13
Ordinance Violation	3	2	10	15
Other	6	6	3	15

Paper Service	1	0	0	1
Parking	5	2	8	15
Person Lost/Found	1	4	4	9
Property Lost/Found	1	0	9	10
Public Assist	28	24	28	80
Pursuit	4	0	1	5
Radar	2	0	9	11
Robbery	1	0	1	2
RSO	7	4	5	16
SAR	0	4	1	5
Security Check	63	59	78	200
Shoplift	0	1	0	1
Shots Heard	10	6	5	21
Special Ops	1	0	1	2
Substance Abuse	6	1	7	14
Suicide	8	6	1	15
Suspicious	110	74	104	288
Theft	13	12	18	43
Threat	2	1	2	5
Traffic	79	61	125	265
Trespass	7	7	10	24
Vehicle Recovery	5	0	2	7
Vehicle Theft	3	2	0	5
Warrant	7	5	7	19
Weapon	0	4	3	7
Welfare Check	16	13	16	45
Totals	656	552	781	1989

➤ All data was obtained through a LERMS Data Analysis and Mapping (DA&M) query.

Report presented by Gold Bar Chief of Police Sgt. Craig Hess
Table and charts compiled by Volunteer Ray Coleman



*City of Gold Bar
In Partnership With
Snohomish County
Sheriff's Office*



Sheriff Adam Fortney

Mayor Bill Clem

Notable Events of August 2020

- Gold Bar PD has teamed up our Office of Neighbors and visited several locations in the Gold Bar Region
- From a Crime statistical analysis crime trends remain flat with exception of DUI which doubled to 9 and substance calls that went from 7 in July to 16 in August
- I did a check in on Gold Bar Grocer and happy to report all workers and shoppers were wearing masks
- Some changes in Gold Bar PD
 - 1 Deputy Gort will be leaving Gold Bar and moving to Snohomish PD as a Detective
 - 2 Deputy Brown will be moving from midnight shift SMT to day shift SMT
 - 3 Deputy Smarr will be moving from midnight shift TFS to midnight shift SMT
 - 4 A yet to be determined Deputy will be assigned to Gold Bar midnight TFS.

- I will be arranging additional traffic emphasis patrols on Sundays in Sept

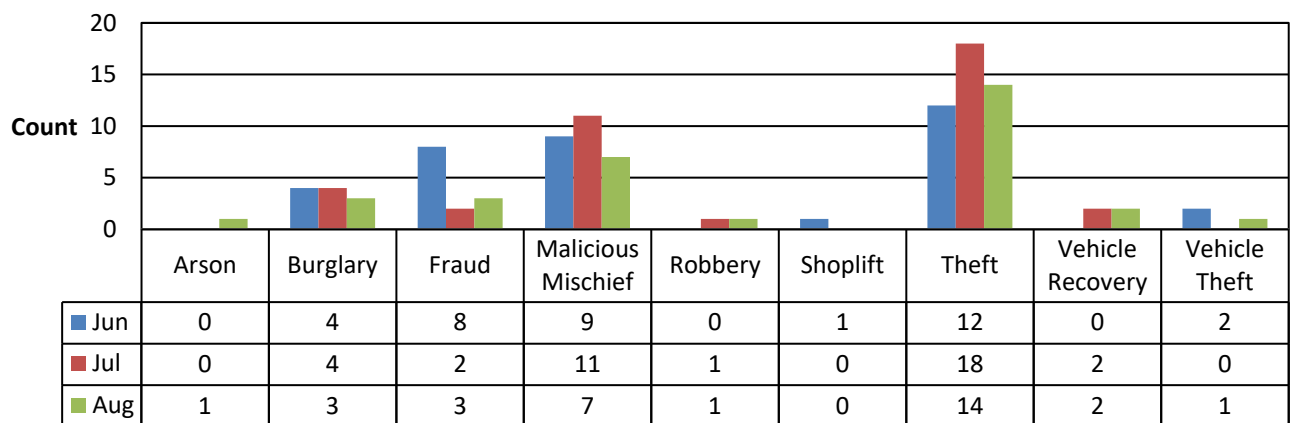
The following tables and charts compare incident types of service as reported for the Gold Bar Regional contract. This contract has an Originating Agency Identifier (ORI) of WA0311000.

Incident Call Source by Beat


Beat & Call Source	Jun	Jul	Aug	Totals
GBR	136	256	174	566
Officer-Initiated	44	121	50	215
911	92	135	124	351
K2	95	114	95	304
Officer-Initiated	18	32	16	66
911	77	82	79	238
K3	110	144	158	412
Officer-Initiated	15	31	28	74
911	95	113	130	338
IDX	42	46	50	138
Officer-Initiated	37	42	42	121
911	5	4	8	17
Other Beats	169	221	204	594
Officer-Initiated	57	99	84	240
911	112	118	116	346
	0	4	4	8
Totals	552	781	681	2014

A blank in the call source field indicates an unidentified source such as an online tip or crime report.

Gold Bar Region Property Crime Last 3 Months - All Dispositions



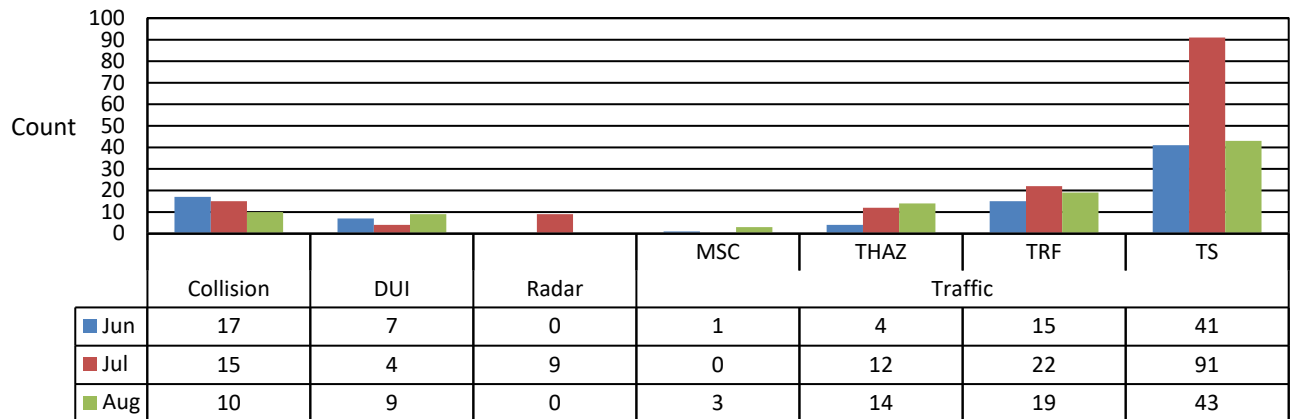
Gold Bar Region Property Crime Last 3 Months - Dispositions A, B, I & R



Note: Dispositions for any given incident may be singular or multiple, in which case they are combined in the database. Dispositions represented here, other than “all”, are those singular values and the end disposition of any combined string of dispositions.

A = Arrest, B= Booking, I = Impounded and R= Case Report

Gold Bar Region Vehicle Incidents Last 3 Months - All Dispositions



MSC = Miscellaneous, THAZ = Traffic Hazard, TRF = Traffic Problem and TS = Traffic Stop

Tickets	Jun	Jul	Aug	Totals
Alarm	0	1	0	1
Collision	1	3	0	4
Disturbance	1	0	0	1
Parking	0	1	0	1
Radar	0	5	0	5
Traffic	7	18	3	28
Totals	9	28	3	40

Incident Types – Past 3 Months

Incident Type	Jun	Jul	Aug	Totals
911	15	17	24	56
Abandoned Vehicle	9	5	10	24
Abuse of Person	1	1	3	5
Alarm	8	13	6	27
Animal	7	9	9	25
Arson	0	0	1	1
Assault	7	4	6	17
Assist	15	24	25	64
Attempt to Contact	1	3	2	6
Bomb	0	0	1	1
Burglary	4	4	3	11
Civil	24	26	30	80
Collision	17	15	10	42
CPS	1	0	4	5
Death	3	4	3	10
Disturbance	22	24	24	70
Dive	0	2	0	2
DUI	7	4	9	20
DV	18	19	18	55
Fireworks	4	21	1	26
Follow Up	37	69	49	155
Foot	2	1	1	4
Fraud	8	2	3	13
Harassment	5	5	5	15
Information	4	10	3	17
Mail/Web Based Complaint/Report	1	1	0	2
Malicious Mischief	9	11	7	27
Mental	7	5	5	17
Noise Complaint	4	9	10	23
Nuisance	11	13	5	29
Order Violation	3	2	1	6
Ordinance Violation	2	10	4	16
Other	6	3	5	14
Paper Service	0	0	1	1
Parking	2	8	3	13
Person Lost/Found	4	4	2	10
Property Lost/Found	0	9	6	15
Public Assist	24	28	18	70
Pursuit	0	1	1	2
Radar	0	9	0	9
Robbery	0	1	1	2
RSO	4	5	4	13
SAR	4	1	4	9

Security Check	59	78	77	214
Shoplift	1	0	0	1
Shots Heard	6	5	3	14
Special Ops	0	1	1	2
Substance Abuse	1	7	16	24
Suicide	6	1	5	12
Suspicious	74	104	112	290
Theft	12	18	14	44
Threat	1	2	5	8
Traffic	61	125	79	265
Trespass	7	10	12	29
Vehicle Recovery	0	2	2	4
Vehicle Theft	2	0	1	3
Warrant	5	7	6	18
Weapon	4	3	2	9
Welfare Check	13	16	19	48
Totals	552	781	681	2014

➤ All data was obtained through a LERMS Data Analysis and Mapping (DA&M) query.

Report presented by Gold Bar Chief of Police Sgt. Craig Hess
Table and charts compiled by Volunteer Ray Coleman



Community First

***City of Gold Bar
In Partnership With
Snohomish County
Sheriff's Office***



Sheriff Adam Fortney

Mayor Bill Clem

Notable Events of October 2020

- Deputy Andre Loranc has been assigned to Gold Bar PD. He works Sun to Tue (Wed) day shift
- We are working with Public Works and tagging vehicle with warning stickers for violations to obtain compliance
- We are working with Public Works enforcing ordinance violation so that corrective actions is taken
- I was able to take my idea of a Halloween Parade and worked collaboratively with Skyland Ranch and Sky Valley Strong where we provided a great parade and gave out candy while being covid safe to the kids who lined the parade route that I had published. I met with Gold Bar Elementary and Index School and they also worked with me to get the word out about the parade.
- I am now looking to plan a "Shop with a Cop" event. More details to follow on this as well as a possible Christmas parade.
- The Deputies that are currently assigned to dayshift will now have a moving radar system which will allow for enhanced traffic enforcement. I will be working with Public Works to have an additional sign of "Radar Enforced" hung underneath speed signs in selected locations.
- We are finishing up some cross training with Sky Valley Fire on forced entry and chainsaws. I will be putting in a purchase request for a chainsaw and safety equipment which will be stored at Gold Bar PD.
- I have been using our statistical data to determine where we have high calls as well as listening to citizens about their concerns. Deputies are now doing additional emphasis patrols to show a higher Police presence. In this month we have seen an increase as we handled 55 suspicious calls, 7 warrant arrests, 55 traffic stops and 10 social contacts.
- This month I will be using a new statistical software that will allow me to track arrests, complaints and or issues to ensure we have our resources in the area. I will have the City of Gold Bar and Gold Bar Regions crime statistics at the 10/17 meeting.



Community First

City of Gold Bar In Partnership With Snohomish County Sheriff's Office



Sheriff Adam Fortney

Mayor Bill Clem

Notable Events of November 2020

- We are working with Public Works and tagging vehicle with warning stickers for violations to obtain compliance. This is occurring on public streets in the confines of the city as well as railroad park.
- At last months Council meeting, I had discussed a request for “radar enforced” signs to be purchased by the city and subsequently attached to speed limit signs inside the city limits. I had picked specific locations and Public Works has already hung the signs up and we are seeing an effect in a short period of time.
- For the month of December, we will be using some of the 32 hours for additional enforcement on traffic initiatives. We are hopeful to have one per week. I have also requested SCSO Motors Unit to perform a traffic emphasis patrol in the city limits.
- The Deputies that are currently assigned to dayshift will now have a moving radar system which will allow for enhanced traffic enforcement. I will be working with Public Works to have an additional sign of “Radar Enforced” hung underneath speed signs in selected locations.
- I have requested the purchase the same chainsaw currently being used by Public Works. Deputies when they reported for daily assignment will keep the chainsaw and AED with them during their shift.
- I am now currently working on a putting together a Christmas Lights Parade. I hope to have more on this soon.
- The Sultan School District specifically the Gold Bar Elementary School has asked for my assistance as they would like to do a convoy through town to maintain contact with their students during this difficult time. This will be occurring on 12/18/20.
- We had a burglary with forced entry that had occurred in town. The Gold Bar Deputy with the assistance of the Sultan Deputy were able to locate the suspect and took them into custody. There were also able to recover the stolen property.
- I have arranged for Gold Bar PD and the US Forest LEO to work together as we are dealing with similar crimes only separated by jurisdiction. We have already had one patrol where we have worked together. We are planning additional patrols in the future.
- My wife, son and I had the opportunity to work with Sky Valley Strong and the Skyland Ranch to hand out free turkeys to the citizens of the valley. I had the chance to interact with people to answer their questions and hear their concerns. My wife greeted each vehicle while my son helped load items into the vehicles.



Community First

*City of Gold Bar
In Partnership With
Snohomish County
Sheriff's Office*



Sheriff Adam Fortney

Mayor Bill Clem

Notable Events of December 2020

- I worked with the citizens of Gold Bar and the Skyland Ranch to hold a Holiday Parade on 12/12/20. This was well received by the citizen and feedback has been very positive.
- I arranged for several traffic emphasis patrols in the confines of the City of Gold Bar. These 2 patrols accounted for approximately 19 traffic stops with 17 infractions issued.
- The Snohomish County Sheriff's Office Motors Unit also at my request performed traffic emphasis in the confines of the City of Gold Bar.
- I arranged for a traffic emphasis patrol on May Creek RD on Saturday 12/19/20. The traffic conditions were light on May Creek RD. There were approximately 5 traffic stops made in and around the City of Gold Bar.
- The City of Gold Bar and myself have been dealing with the owners of the residence on 3rd St. We have in the past issued violation warnings regarding this property. On 12/31/20 I issued an infraction for Public Nuisance based upon the City of Gold Bar code. I could not serve the owner directly as no one was at the residence and I also checked a secondary residence and there was no one home at that residence. I have sent the infraction to the court to handle.
- We have an abandoned residence at 120 Lewis St. There was a RV parked in the driveway on 12/31/20. I attempted contact anyone associated with the RV. There was no answer during this contact. I was concerned that people might break to the residence and or trespass at this location. I advised my other Deputies to keep an eye on the property. The RV is no longer there as of 1/3/21.
- I have been working on providing some help for some family in need during the holiday season. I arranged for a Shop with a Hero event at the Fred Meyer Monroe location. Gold Bar Elementary School provided some names of children that could be helped by this event and even provided transportation for the kids. This was great event to help these kids who were assisted by myself and other Deputies to shop for toys.