



City of Gold Bar *In Partnership With* *Snohomish County* *Sheriff's Office*



Sheriff Ty Trenary

Mayor Bill Clem

Notable Events of January 2019

- Case summary: 3 Suspicious Circumstance (1 is a possible ID theft and 1 is a possible Vehicle Theft or Fraud); 2 Traffic Crime referrals to the prosecutor; 2 Warrant Arrests; 1 Shoplift; 1 Drug Possession; 1 Death Investigation; 2 Burglaries (1 abandoned structure, and 1 storage building at a business closed for construction)
- A Gold Bar man is in custody for multiple offenses related to theft, vehicle prowl and vehicle theft. There are additional persons of interest in these cases across multiple jurisdictions (Gold Bar, Sultan, Monroe, Snohomish County, Everett) and the investigations continue.
- Gold Bar Region deputies are looking into allegations that *some* area businesses are operating without business licenses, a crime in the State of WA.

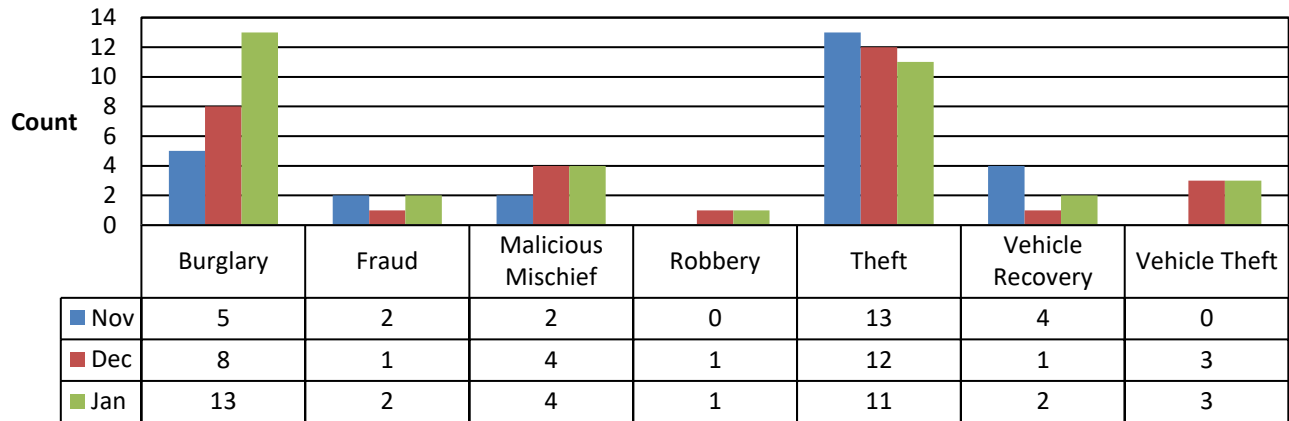
The following tables and charts compare incident types of service as reported for the Gold Bar Regional contract. This contract has an Originating Agency Identifier (ORI) of WA0311000.

Incident Call Source by Beat

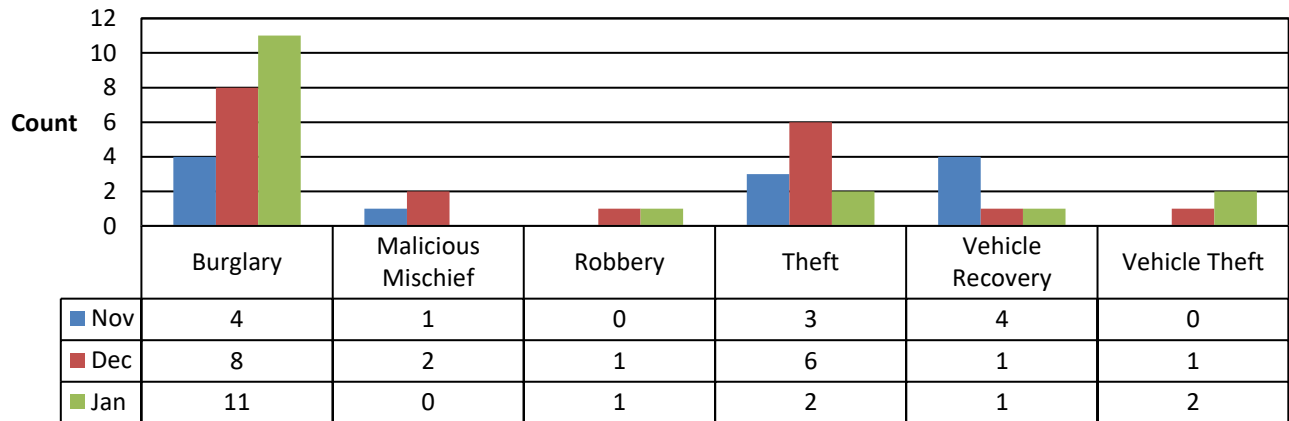
Beat & Call Source	Nov	Dec	Jan	Totals
GBR	119	146	166	431
911	79	85	81	245
Officer-Initiated	40	61	85	186
K2	74	47	68	189
911	48	28	48	124
Officer-Initiated	26	19	20	65
K3	116	113	161	390
911	94	91	120	305
Officer-Initiated	22	22	41	85
IDX	50	40	47	137
911	2	1	5	8
Officer-Initiated	48	39	42	129
Other Beats	143	193	208	544
	2	1	1	4
911	77	85	87	249
Officer-Initiated	64	107	120	291
Totals	502	539	650	1691

A blank in the call source field indicates an unidentified source such as an online tip or crime report.

Gold Bar Region Property Crime Last 3 Months - All Dispositions



Gold Bar Region Property Crime Last 3 Months - Dispositions A, B, I & R

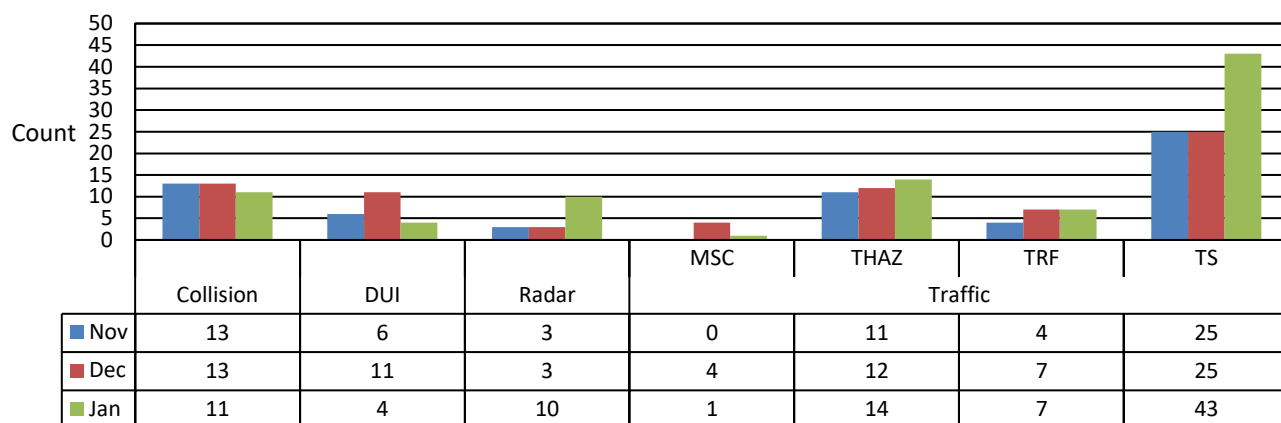


- Note: Dispositions for any given incident may be singular or multiple, in which case they are combined in the database. Dispositions represented here, other than “all”, are those singular values and the end disposition of any combined string of dispositions.

A = Arrest, B= Booking, I = Impounded and R= Case Report

Gold Bar Region Vehicle Incidents

Last 3 Months - All Dispositions



MSC = Miscellaneous, THAZ = Traffic Hazard, TRF = Traffic Problem and TS = Traffic Stop

Tickets	Nov	Dec	Jan	Totals
Traffic	3	1	8	12
Totals	3	1	8	12

Incident Types – Past 3 Months

Incident Type	Nov	Dec	Jan	Totals
911	6	6	12	24
Abandoned Vehicle	4	3	6	13
Abuse of Person	0	1	0	1
Alarm	17	19	16	52
Animal	6	1	4	11
Assault	5	5	2	12
Assist	18	12	13	43
Attempt to Contact	1	4	3	8
Burglary	5	8	13	26
Civil	18	16	31	65
Collision	13	13	11	37
COP	2	1	4	7
CPS	3	1	2	6
Death	0	6	4	10
Disturbance	16	19	12	47
Dive	0	1	0	1
DUI	6	11	4	21
DV	18	14	18	50

Fireworks	0	3	0	3
Follow Up	42	59	73	174
Fraud	2	1	2	5
Harassment	2	3	4	9
Information	1	2	6	9
Malicious Mischief	2	4	4	10
Mental	5	3	4	12
Noise Complaint	3	4	2	9
Nuisance	5	3	8	16
Order Violation	0	1	0	1
Ordinance Violation	1	1	4	6
Other	3	8	4	15
Paper Service	2	3	3	8
Parking	2	2	0	4
Person Lost/Found	0	3	4	7
Property Lost/Found	1	3	1	5
Public Assist	22	8	10	40
Radar	3	3	10	16
Robbery	0	1	1	2
Route	0	0	2	2
RSO	3	4	6	13
SAR	0	1	0	1
School	1	2	4	7
Search Warrant	0	2	2	4
Security Check	90	106	131	327
Shots Heard	3	2	1	6
Special Ops	0	1	1	2
Substance Abuse	5	1	5	11
Suicide	5	4	1	10
Suspicious	75	70	94	239
TFDrug	2	0	1	3
Theft	13	12	11	36
Threat	2	0	1	3
Traffic	40	48	65	153
Trespass	4	8	5	17
Vehicle Recovery	4	1	2	7
Vehicle Theft	0	3	3	6
Warrant	10	9	8	27
Weapon	0	1	0	1
Welfare Check	11	8	12	31
Totals	502	539	650	1691

➤ All data was obtained through a LERMS Data Analysis and Mapping (DA&M) query.

Report presented by Gold Bar Chief of Police Sgt. David Casey
Table and charts compiled by Volunteer Ray Coleman



City of Gold Bar In Partnership With Snohomish County Sheriff's Office



Sheriff Ty Trenary

Mayor Bill Clem

Notable Events of February 2019

Gold Bar

- Gold Bar Case Summary: 2 Assault, 1 Collision, 1 Robbery 1st Degree, 2 Burglary, 1 Malicious Mischief, 1 Mental Health, 1 Suspicious Circumstance, 1 Domestic Disturbance, 1 Traffic Offense, 1 Attempt to Elude Police Vehicle, 1 Warrant Arrest, 1 Vehicle Theft, 1 Vehicle Recovery.
- Emphasis Patrol: Deputies conducted a planned emphasis in Gold Bar to address crime, drugs and traffic safety in and around Gold Bar. The drug task force assisted, as well as SCSO K-9. We made several traffic stops for infractions such as running stop signs. We identified persons of interest during the planning and, based on this, actually stopped one Gold Bar man the day before the emphasis, netting significant quantity of drugs and cash. We've asked the prosecutor to charge him with possession with intent to deliver (drug dealing). During the emphasis we stopped one man for criminal traffic and applied a drug dog sniff to the outside of the car. The dog indicated on the car and it was seized for a search warrant for drugs, netting suspected Heroin. A man who has previously fled from police on an ATV fled from us during the emphasis. Not wishing to engage in a pursuit which can pose significant risk to the community, we asked the task force undercover units to follow and observe until he was off the vehicle, then apprehended him within seconds using the K-9 unit.

Index

- Index Incident Summary: 1 Subject Stop, 1 Traffic Stop, 1 Warrant Arrest, 1 Suspicious Person, 1 911 Hang-up. Your stats show a property complaint which was determined to be in the county and records have been corrected to prevent a billing error.

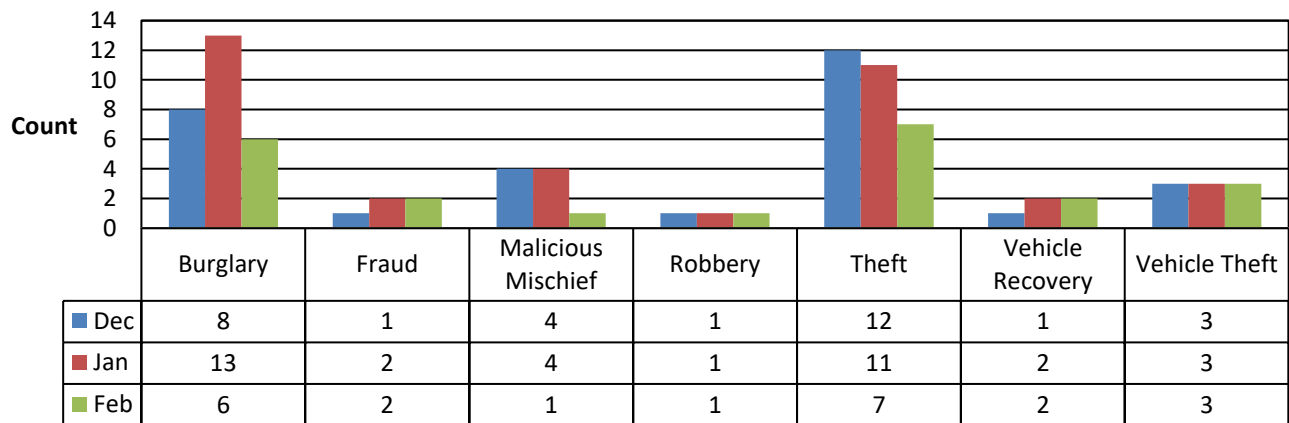
The following tables and charts compare incident types of service as reported for the Gold Bar Regional contract. This contract has an Originating Agency Identifier (ORI) of WA0311000.

Incident Call Source by Beat

Beat & Call Source	Dec	Jan	Feb	Totals
GBR	146	166	144	456
911	85	81	90	256
Officer-Initiated	61	85	54	200
K2	47	68	78	193
911	28	48	53	129
Officer-Initiated	19	20	25	64
K3	113	161	126	400
911	91	120	85	296
Officer-Initiated	22	41	41	104
IDX	40	47	34	121
911	1	5	2	8
Officer-Initiated	39	42	32	113
Other Beats	193	208	133	534
	1	1	2	4
911	85	87	50	222
Officer-Initiated	107	120	81	308
Totals	539	650	515	1704

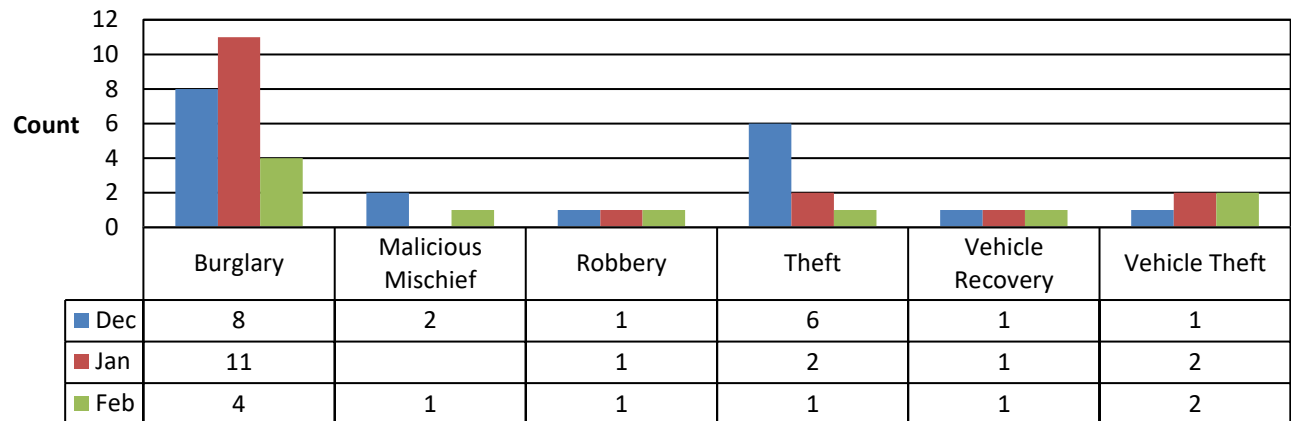
A blank in the call source field indicates an unidentified source such as an online tip or crime report.

Gold Bar Region Property Crime Last 3 Months - All Dispositions



Gold Bar Region Property Crime

Last 3 Months - Dispositions A, B, I & R

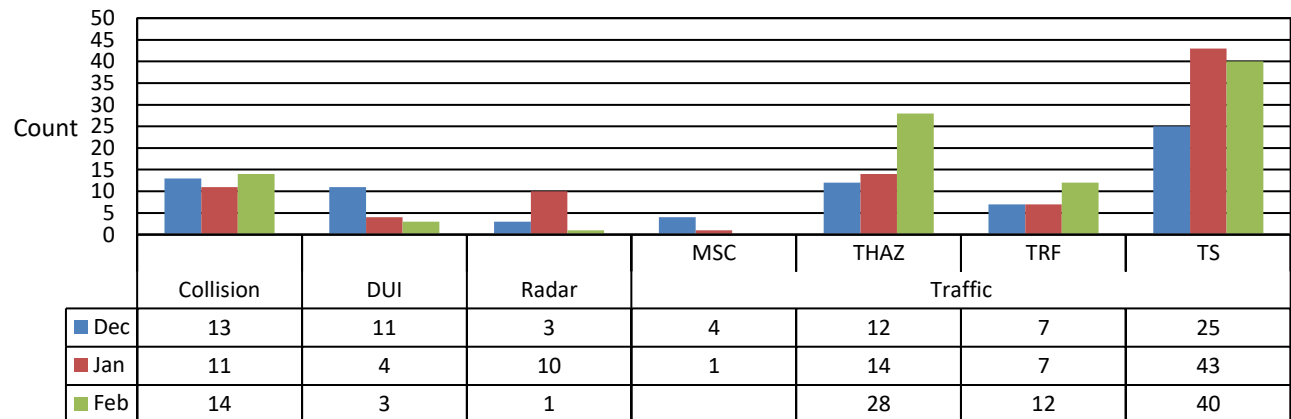


- Note: Dispositions for any given incident may be singular or multiple, in which case they are combined in the database. Dispositions represented here, other than “all”, are those singular values and the end disposition of any combined string of dispositions.

A = Arrest, B= Booking, I = Impounded and R= Case Report

Gold Bar Region Vehicle Incidents

Last 3 Months - All Dispositions



MSC = Miscellaneous, THAZ = Traffic Hazard, TRF = Traffic Problem and TS = Traffic Stop

Tickets	Dec	Jan	Feb	Totals
Traffic Stop	1	8	5	14
Totals	1	8	5	14

Incident Types – Past 3 Months

Incident Type	Dec	Jan	Feb	Totals
911	6	12	19	37
Abandoned Vehicle	3	6	5	14
Abuse of Person	1			1
Alarm	19	16	11	46
Animal	1	4	11	16
Assault	5	2	5	12
Assist	12	13	6	31
Attempt to Contact	4	3	2	9
Bomb			1	1
Burglary	8	13	6	27
Civil	16	31	19	66
Collision	13	11	14	38
COP	1	4	1	6
CPS	1	2	3	6
Death	6	4	1	11
Disturbance	19	12	10	41
Dive	1			1
DUI	11	4	3	18
DV	14	18	16	48
Fireworks	3			3
Follow Up	59	73	49	181
Fraud	1	2	2	5
Harassment	3	4	2	9
Information	2	6	2	10
Malicious Mischief	4	4	1	9
Mental	3	4	5	12
Noise Complaint	4	2	2	8
Nuisance	3	8	3	14
Order Violation	1			1
Ordinance Violation	1	4		5
Other	8	4	4	16
Paper Service	3	3	5	11
Parking	2		2	4
Person Lost/Found	3	4	1	8
Property Lost/Found	3	1	5	9
Public Assist	8	10	13	31
Radar	3	10	1	14
Robbery	1	1	1	3
Route		2	1	3
RSO	4	6	3	13
SAR	1			1
School	2	4	3	9
Search Warrant	2	2	4	8

Security Check	106	131	69	306
Shots Heard	2	1	2	5
Special Ops	1	1		2
Substance Abuse	1	5	5	11
Suicide	4	1	3	8
Suspicious	70	94	61	225
TFDrug		1		1
Theft	12	11	7	30
Threat		1	2	3
Traffic	48	65	80	193
Trespass	8	5	4	17
Vehicle Recovery	1	2	2	5
Vehicle Theft	3	3	3	9
Warrant	9	8	21	38
Weapon	1		1	2
Welfare Check	8	12	13	33
Totals	539	650	515	1704

- All data was obtained through a LERMS Data Analysis and Mapping (DA&M) query.

Report presented by Gold Bar Chief of Police Sgt. David Casey
Table and charts compiled by Volunteer Ray Coleman



City of Gold Bar In Partnership With Snohomish County Sheriff's Office



Sheriff Ty Trenary

Mayor Bill Clem

Notable Events of March 2019

- Gold Bar Cases: 2 Domestic Violence Assault, 6 Disturbances with no crime, 6 Theft, 2 Burglary, 2 Mental Health, 3 Warrant Arrests, 2 Death Investigation, 1 Vehicle Theft, 1 Fraud
- Possible Overdose Death: A male in his 30s collapsed of an apparent overdose in the 800 block of Evergreen Way and later died in the hospital. Investigation ongoing.

The following tables and charts compare incident types of service as reported for the Gold Bar Regional contract. This contract has an Originating Agency Identifier (ORI) of WA0311000.

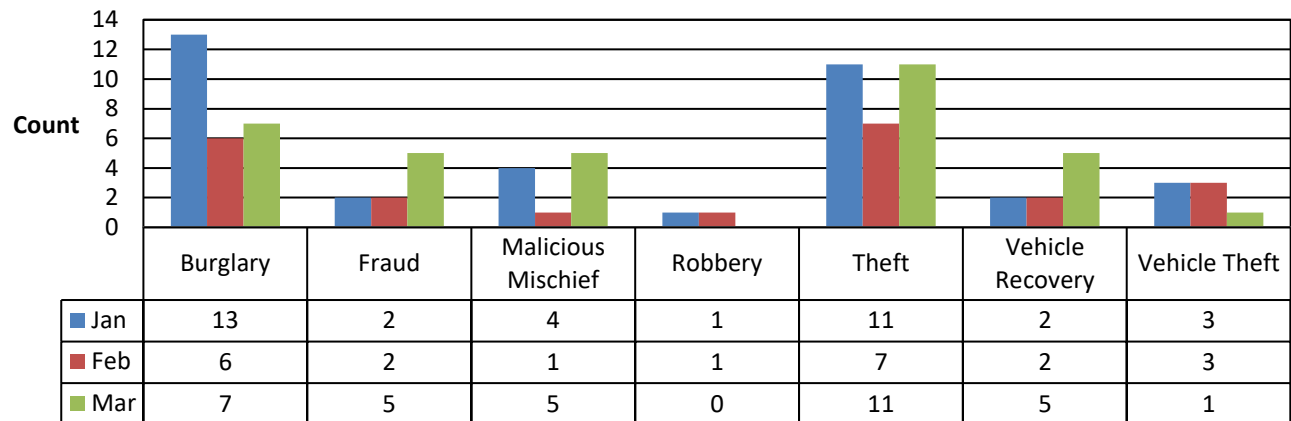
Incident Call Source by Beat

Beat & Call Source	Jan	Feb	Mar	Totals
GBR	166	144	189	499
911	81	90	95	266
Officer-Initiated	85	54	94	233
K2	68	78	76	222
911	48	53	53	154
Officer-Initiated	20	25	23	68
K3	161	126	124	411
911	120	85	86	291
Officer-Initiated	41	41	38	120
IDX	47	34	45	126
911	5	2	0	7
Officer-Initiated	42	32	45	119
Other Beats	208	133	257	598
	1	2	0	3
911	87	50	102	239
Officer-Initiated	120	81	155	356
Totals	650	515	691	1856

A blank in the call source field indicates an unidentified source such as an online tip or crime report.

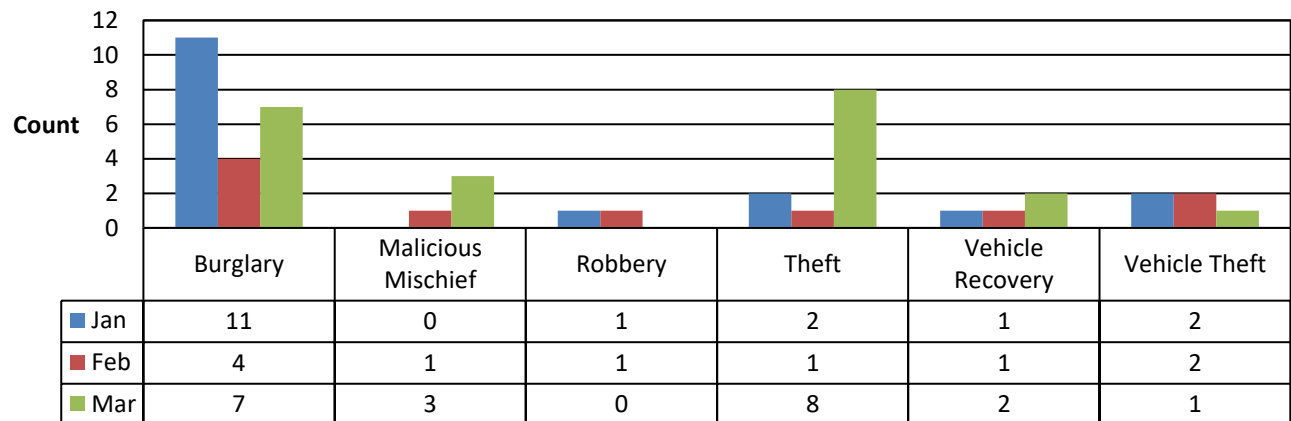
Gold Bar Region Property Crime

Last 3 Months - All Dispositions



Gold Bar Region Property Crime

Last 3 Months - Dispositions A, B, I & R

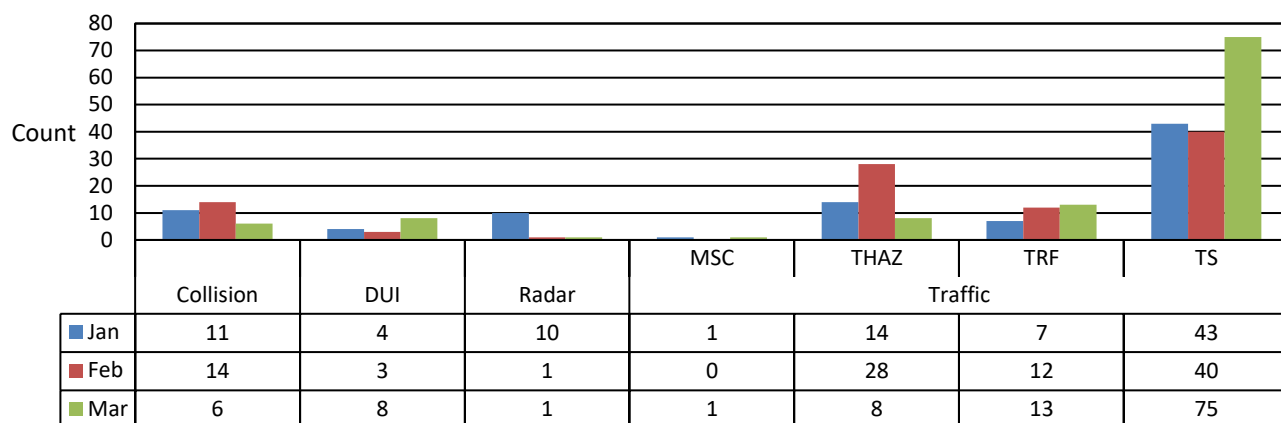


- Note: Dispositions for any given incident may be singular or multiple, in which case they are combined in the database. Dispositions represented here, other than “all”, are those singular values and the end disposition of any combined string of dispositions.

A = Arrest, B= Booking, I = Impounded and R= Case Report

Gold Bar Region Vehicle Incidents

Last 3 Months - All Dispositions



MSC = Miscellaneous, THAZ = Traffic Hazard, TRF = Traffic Problem and TS = Traffic Stop

Tickets	Jan	Feb	Mar	Totals
Traffic	8	5	22	35
Traffic Problem	0	0	1	1
Traffic Stop	8	5	21	34
Totals	8	5	22	35

Incident Types – Past 3 Months

Incident Type	Jan	Feb	Mar	Totals
911	12	19	14	45
Abandoned Vehicle	6	5	6	17
Abuse of Person	0	0	1	1
Alarm	16	11	18	45
Animal	4	11	4	19
Assault	2	5	7	14
Assist	13	6	11	30
Attempt to Contact	3	2	1	6
Bomb	0	1	1	2
Burglary	13	6	7	26
Civil	31	19	17	67
Collision	11	14	6	31
COP	4	1	2	7
CPS	2	3	7	12
Death	4	1	2	7
Disturbance	12	10	24	46
Dive	0	0	1	1
DUI	4	3	8	15

DV	18	16	16	50
Fireworks	0	0	1	1
Follow Up	73	49	71	193
Fraud	2	2	5	9
Harassment	4	2	2	8
Information	6	2	3	11
Malicious Mischief	4	1	5	10
Mental	4	5	3	12
Noise Complaint	2	2	9	13
Nuisance	8	3	4	15
Order Violation	0	0	4	4
Ordinance Violation	4	0	1	5
Other	4	4	5	13
Paper Service	3	5	12	20
Parking	0	2	2	4
Person Lost/Found	4	1	5	10
Property Lost/Found	1	5	3	9
Public Assist	10	13	19	42
Pursuit	0	0	1	1
Radar	10	1	1	12
Robbery	1	1	0	2
Route	2	1	4	7
RSO	6	3	5	14
School	4	3	2	9
Search Warrant	2	4	2	8
Security Check	131	69	132	332
Shots Heard	1	2	0	3
Special Ops	1	0	0	1
Substance Abuse	5	5	7	17
Suicide	1	3	2	6
Suspicious	94	61	86	241
TFDrug	1	0	0	1
Theft	11	7	11	29
Threat	1	2	1	4
Traffic	65	80	97	242
Trespass	5	4	6	15
Vehicle Recovery	2	2	5	9
Vehicle Theft	3	3	1	7
Warrant	8	21	15	44
Weapon	0	1	1	2
Welfare Check	12	13	5	30
Totals	650	515	691	1856

- All data was obtained through a LERMS Data Analysis and Mapping (DA&M) query.
Report presented by Gold Bar Chief of Police Sgt. David Casey
Table and charts compiled by Volunteer Ray Coleman



Sheriff Ty Trenary

***City of Gold Bar
In Partnership With
Snohomish County
Sheriff's Office***



Mayor Bill Clem

Notable Events of April 2019

Gold Bar

- Gold Bar Case Reports: 4 Mental Health or Welfare Check, 2 Harassment, 1 Burglary, 1 Unlawful Dumping of Vehicle, 3 Drug Paraphernalia, 5 Warrant Arrest, 2 Suspicious, 2 Disturbance, 1 Animal Control, 1 Civil Matter, 1 Sex Offense, 2 Traffic Offense, 1 Found Property
- Warrant Arrest: Deputy Byrd was assisting Gold Bar units when he spotted a warrant suspect at the Family Grocer who lives off of Galena Rd. The suspect ran and deputies responded to flood the area. A reserve deputy spotted the suspect running north on 6th Street. Deputies surrounded the area and citizens alerted them to the man jumping fences from 7th to 8th and then onto 9th where deputies captured him in a yard at 9th and Linda.

Index

- Index Calls For Service: 1 Child Custody Dispute, 1 Vehicle Prowl Arrest, 1 911 Hang-up, 1 Junk Vehicle Inspection.

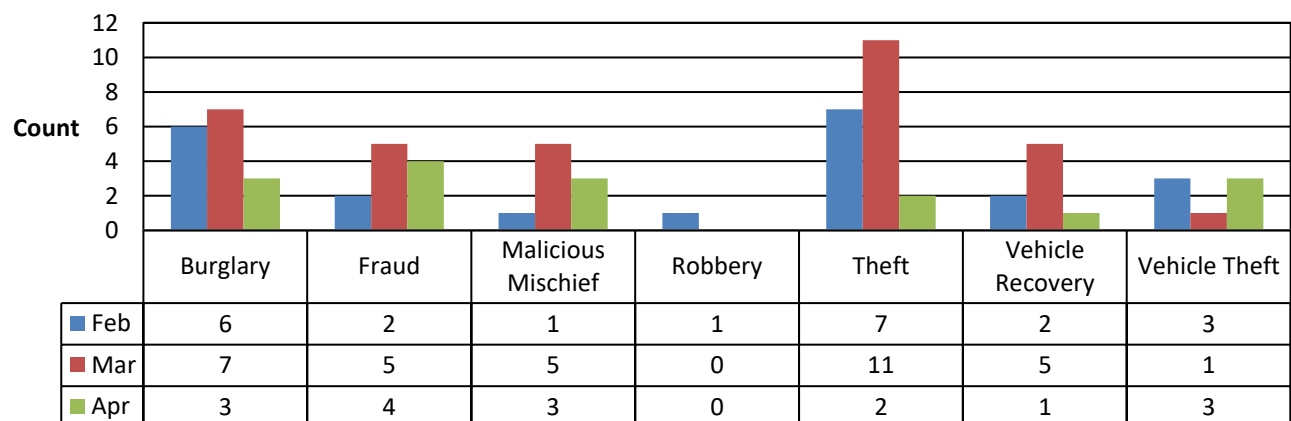
The following tables and charts compare incident types of service as reported for the Gold Bar Regional contract. This contract has an Originating Agency Identifier (ORI) of WA0311000.

Incident Call Source by Beat

Beat & Call Source	Feb	Mar	Apr	Totals
GBR	144	189	155	488
Officer-Initiated	54	94	65	213
911	90	95	90	275
K2	78	76	78	232
Officer-Initiated	25	23	18	66
911	53	53	60	166
K3	126	124	121	371
Officer-Initiated	41	38	19	98
911	85	86	102	273
IDX	34	45	46	125
Officer-Initiated	32	45	44	121
911	2	0	2	4
Other Beats	133	257	167	557
Officer-Initiated	81	155	86	322
911	50	102	80	232
	2	0	1	3
Totals	515	691	567	1773

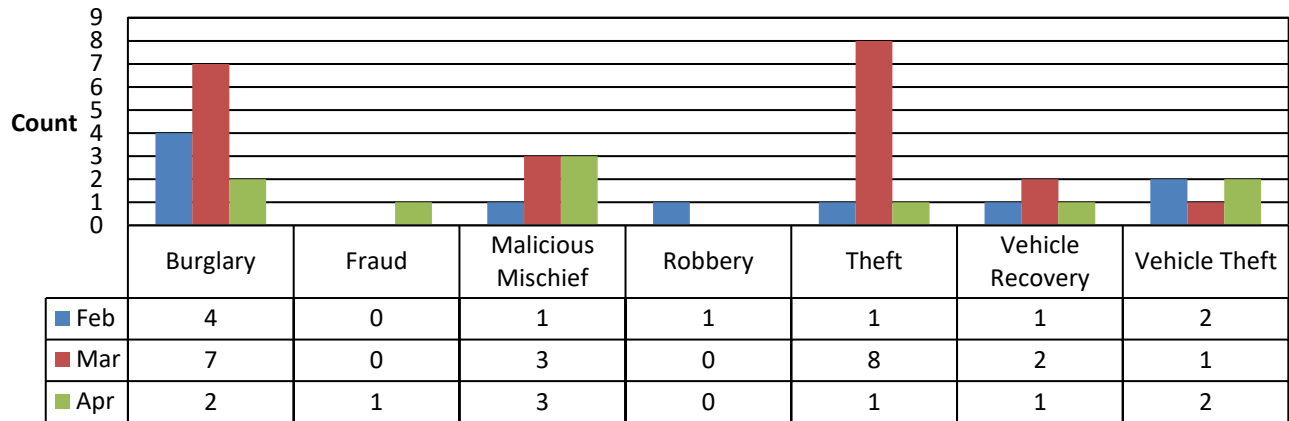
A blank in the call source field indicates an unidentified source such as an online tip or crime report.

Gold Bar Region Property Crime Last 3 Months - All Dispositions



Gold Bar Region Property Crime

Last 3 Months - Dispositions A, B, I & R

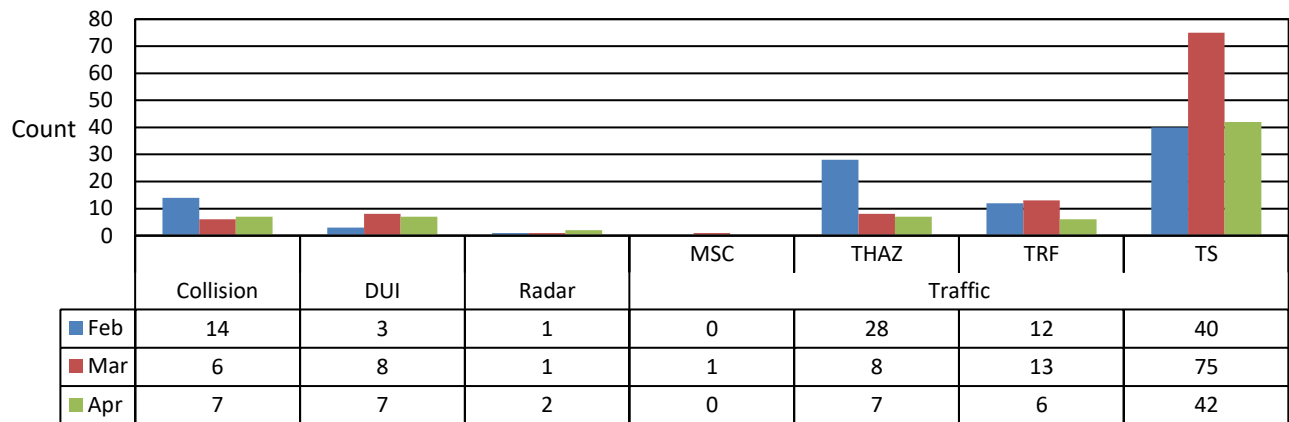


➤ Note: Dispositions for any given incident may be singular or multiple, in which case they are combined in the database. Dispositions represented here, other than "all", are those singular values and the end disposition of any combined string of dispositions.

A = Arrest, B= Booking, I = Impounded and R= Case Report

Gold Bar Region Vehicle Incidents

Last 3 Months - All Dispositions



MSC = Miscellaneous, THAZ = Traffic Hazard, TRF = Traffic Problem and TS = Traffic Stop

Tickets	Feb	Mar	Apr	Totals
Traffic	5	22	16	43
Traffic Problem	0	1	0	1
Traffic Stop	5	21	16	42
Totals	5	22	16	43

Incident Types – Past 3 Months

Incident Type	Feb	Mar	Apr	Totals
911	19	14	21	54
Abandoned Vehicle	5	6	5	16
Abuse of Person	0	1	1	2
Alarm	11	18	12	41
Animal	11	4	8	23
Assault	5	7	4	16
Assist	6	11	16	33
Attempt to Contact	2	1	0	3
Bomb	1	1	0	2
Burglary	6	7	3	16
Civil	19	17	35	71
Collision	14	6	7	27
COP	1	2	0	3
CPS	3	7	6	16
Death	1	2	2	5
Disturbance	10	24	14	48
Dive	0	1	0	1
DUI	3	8	7	18
DV	16	16	20	52
Fireworks	0	1	0	1
Follow Up	49	71	44	164
Foot	0	0	2	2
Fraud	2	5	4	11
Harassment	2	2	5	9
Information	2	3	6	11
Malicious Mischief	1	5	3	9
Mental	5	3	4	12
Noise Complaint	2	9	5	16
Nuisance	3	4	4	11
Order Violation	0	4	5	9
Ordinance Violation	0	1	1	2
Other	4	5	7	16
Paper Service	5	12	4	21
Parking	2	2	5	9
Person Lost/Found	1	5	7	13
Property Lost/Found	5	3	3	11
Public Assist	13	19	13	45
Pursuit	0	1	0	1
Radar	1	1	2	4
Robbery	1	0	0	1
Route	1	4	3	8
RSO	3	5	5	13
SAR	0	0	4	4

School	3	2	0	5
Search Warrant	4	2	1	7
Security Check	69	132	73	274
Sex Offense	0	0	1	1
Shots Heard	2	0	3	5
Special Ops	0	0	3	3
Substance Abuse	5	7	3	15
Suicide	3	2	3	8
Suspicious	61	86	93	240
Theft	7	11	2	20
Threat	2	1	3	6
Traffic	80	97	55	232
Trespass	4	6	4	14
Vehicle Recovery	2	5	1	8
Vehicle Theft	3	1	3	7
Warrant	21	15	15	51
Weapon	1	1	0	2
Welfare Check	13	5	7	25
Totals	515	691	567	1773

- All data was obtained through a LERMS Data Analysis and Mapping (DA&M) query.

Report presented by Gold Bar Chief of Police Sgt. David Casey
Table and charts compiled by Volunteer Ray Coleman



Sheriff Ty Trenary

City of Gold Bar *In Partnership With* *Snohomish County* *Sheriff's Office*



Mayor Bill Clem

Notable Events of May 2019

- Gold Bar Cases: 2 Found Property, 1 Traffic Crime, 3 Domestic Disturbance, 2 Warrant Arrest, 1 Theft, 1 Mental Health, 1 Burglary, 1 Assist to King County.

The following tables and charts compare incident types of service as reported for the Gold Bar Regional contract. This contract has an Originating Agency Identifier (ORI) of WA0311000.

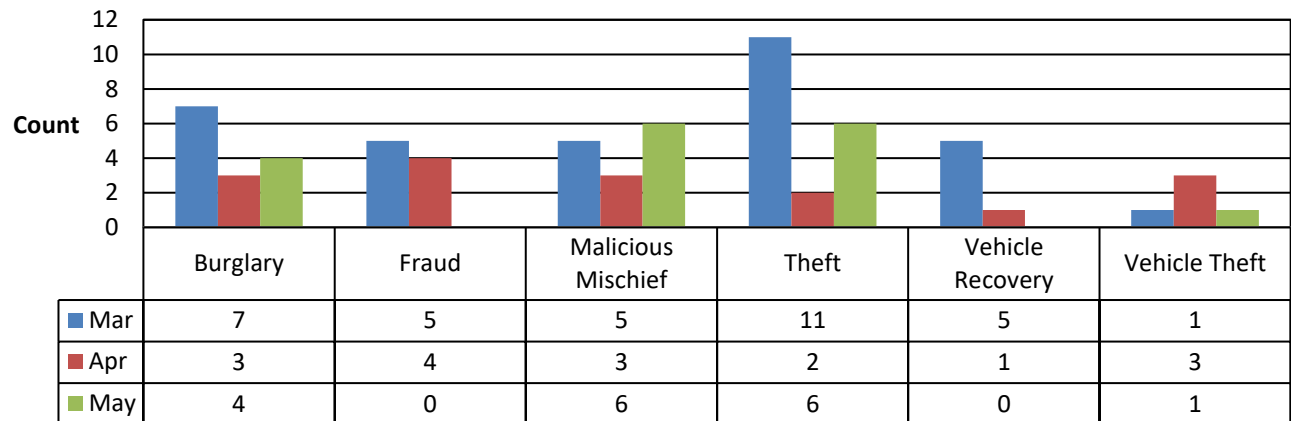
Incident Call Source by Beat

Beat & Call Source	Mar	Apr	May	Totals
GBR	189	155	204	548
Officer-Initiated	94	65	95	254
911	95	90	109	294
K2	76	78	92	246
Officer-Initiated	23	18	27	68
911	53	60	65	178
K3	124	121	128	373
Officer-Initiated	38	19	36	93
911	86	102	92	280
IDX	45	46	49	140
Officer-Initiated	45	44	46	135
911	0	2	3	5
Other Beats	257	167	257	681
Officer-Initiated	155	86	154	395
911	102	80	102	284
	0	1	1	2
Totals	691	567	730	1988

A blank in the call source field indicates an unidentified source such as an online tip or crime report.

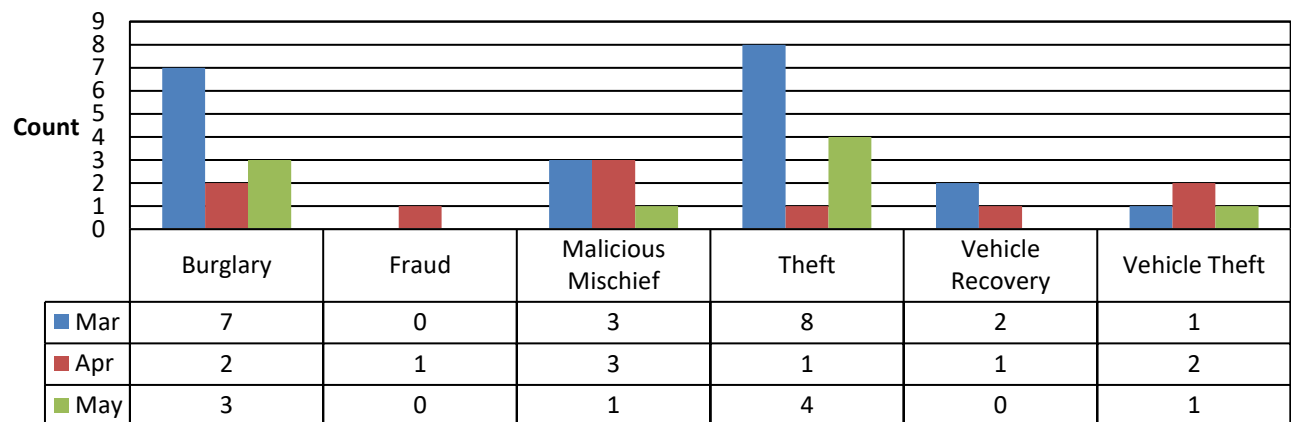
Gold Bar Region Property Crime

Last 3 Months - All Dispositions



Gold Bar Region Property Crime

Last 3 Months - Dispositions A, B, I & R

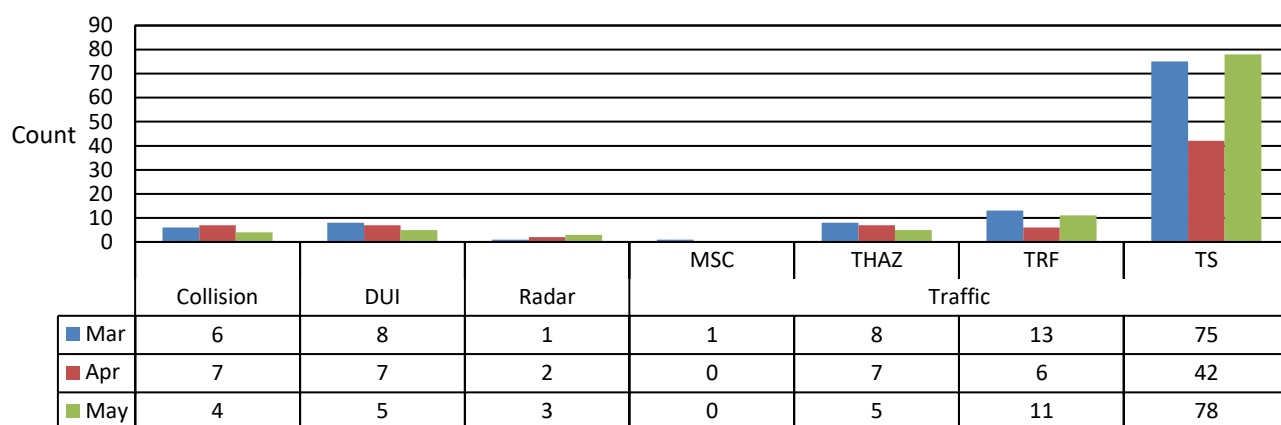


- Note: Dispositions for any given incident may be singular or multiple, in which case they are combined in the database. Dispositions represented here, other than "all", are those singular values and the end disposition of any combined string of dispositions.

A = Arrest, B= Booking, I = Impounded and R= Case Report

Gold Bar Region Vehicle Incidents

Last 3 Months - All Dispositions



MSC = Miscellaneous, THAZ = Traffic Hazard, TRF = Traffic Problem and TS = Traffic Stop

Tickets	Mar	Apr	May	Totals
Parking	0	0	1	1
Radar	0	0	2	2
Traffic	22	16	20	58
TRF	1	0	0	1
TS	21	16	20	57
Totals	22	16	23	61

Incident Types – Past 3 Months

Incident Type	Mar	Apr	May	Totals
911	14	21	23	58
Abandoned Vehicle	6	5	7	18
Abuse of Person	1	1	1	3
Alarm	18	12	14	44
Animal	4	8	7	19
Assault	7	4	5	16
Assist	11	16	20	47
Attempt to Contact	1	0	5	6
Bomb	1	0	0	1
Burglary	7	3	4	14
Civil	17	35	25	77
Collision	6	7	4	17
COP	2	0	0	2
CPS	7	6	0	13
Death	2	2	1	5
Disturbance	24	14	27	65
Dive	1	0	0	1
DUI	8	7	5	20

DV	16	20	15	51
Fireworks	1	0	0	1
Follow Up	71	44	69	184
Foot	0	2	0	2
Fraud	5	4	0	9
Harassment	2	5	4	11
Information	3	6	4	13
Malicious Mischief	5	3	6	14
Mental	3	4	1	8
Noise Complaint	9	5	16	30
Nuisance	4	4	5	13
Order Violation	4	5	5	14
Ordinance Violation	1	1	3	5
Other	5	7	8	20
Paper Service	12	4	0	16
Parking	2	5	13	20
Person Lost/Found	5	7	3	15
Property Lost/Found	3	3	2	8
Public Assist	19	13	15	47
Pursuit	1	0	3	4
Radar	1	2	3	6
Route	4	3	4	11
RSO	5	5	8	18
SAR	0	4	0	4
School	2	0	0	2
Search Warrant	2	1	0	3
Security Check	132	73	129	334
Sex Offense	0	1	1	2
Shots Heard	0	3	3	6
Special Ops	0	3	2	5
Substance Abuse	7	3	10	20
Suicide	2	3	6	11
Suspicious	86	93	101	280
Theft	11	2	6	19
Threat	1	3	3	7
Traffic	97	55	94	246
Trespass	6	4	7	17
Vehicle Recovery	5	1	0	6
Vehicle Theft	1	3	1	5
Warrant	15	15	25	55
Weapon	1	0	0	1
Welfare Check	5	7	7	19
Totals	691	567	730	1988

➤ All data was obtained through a LERMS Data Analysis and Mapping (DA&M) query.

Report presented by Gold Bar Chief of Police Sgt. David Casey
Table and charts compiled by Volunteer Ray Coleman



City of Gold Bar *In Partnership With* *Snohomish County* *Sheriff's Office*



Sheriff Ty Trenary

Mayor Bill Clem

Notable Events of June 2019

- Gold Bar reports: 1 Trespass, 1 Mental Health, 2 Disturbance, 1 Vehicle Impound, 1 Death Investigation, 1 DUI with Pursuit, 1 Welfare Check, 1 Assault, 3 Warrant Arrest, 1 Hit and Run Collision, 1 Theft, 2 Burglary, 1 Suspicious Circumstance, 1 Missing Person – later located
- On 06-11 deputies responded to a report of a man down, CPR in progress, at 9th and Croft. A man from the South Fork died at the scene after witnesses saw him collapse in his vehicle and rendered CPR. The cause of death is under investigation by the Medical Examiner's Office.
- School District Personnel reported on 06-26 that a man broke into a portable classroom the night before and attempted to steal a laptop computer. The alarm was tripped at the school on 06-25 and a custodian was dispatched to check the building. When he arrived he confronted a man exiting the building with one of the school's laptop computers. He retrieved the computer and the suspect left on foot. Police were not notified until staff discovered the next day that the incident was captured on video. A Gold Bar man was identified and arrested for Burglary.
- On 06-30 a neighbor saw a man burglarizing a garage on 19th Street and alerted the homeowner. The incident was captured on video and deputies immediately recognized the man as a frequent contact. After reporting the incident, the home owner and witness spotted the same man and followed him, calling 911. The man, seeing he was being followed, ducked into a local diner and fled out the back. An Everett K-9 attempted to track the suspect but while chasing through a back yard on 9th St, the dog fell into an open and overflowing septic tank, ending the track. Deputies, responding to tips from neighbors, arrested the man the next day near his home on 9th Street.

The following tables and charts compare incident types of service as reported for the Gold Bar Regional contract. This contract has an Originating Agency Identifier (ORI) of WA0311000.

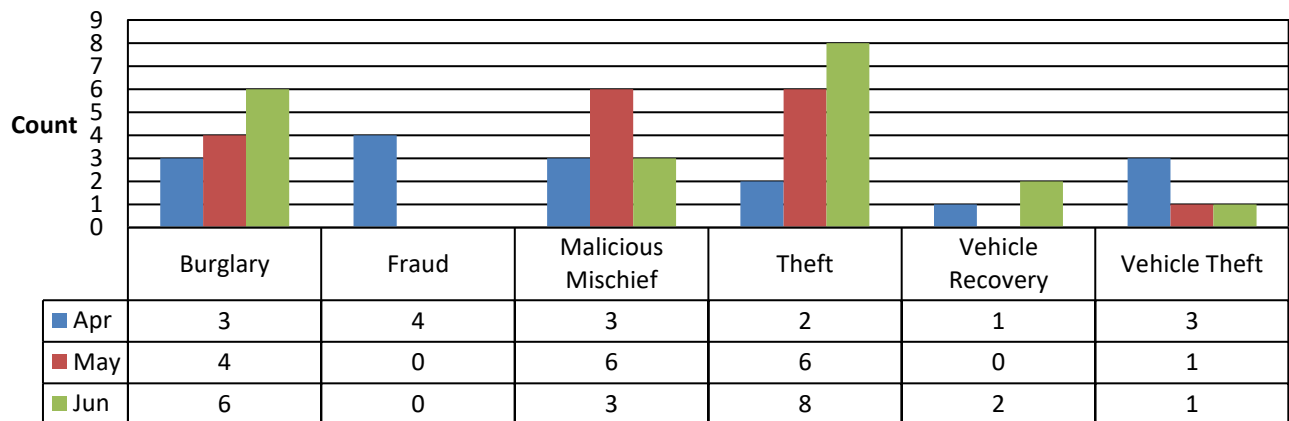
Incident Call Source by Beat

Beat & Call Source	Apr	May	Jun	Totals
GBR	155	204	166	525
Officer-Initiated	65	95	79	239
911	90	109	87	286
K2	78	92	75	245
Officer-Initiated	18	27	26	71
911	60	65	49	174
K3	121	128	124	373
Officer-Initiated	19	36	32	87
911	102	92	92	286

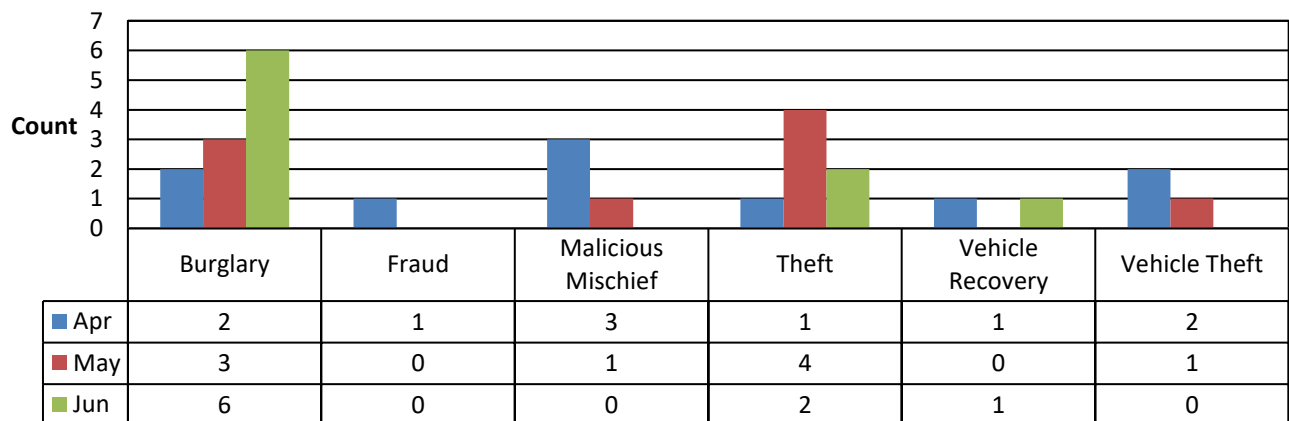
IDX	46	49	56	151
Officer-Initiated	44	46	53	143
911	2	3	3	8
Other Beats	167	257	256	680
Officer-Initiated	86	154	157	397
911	80	102	98	280
	1	1	1	3
Totals	567	730	677	1974

A blank in the call source field indicates an unidentified source such as an online tip or crime report.

Gold Bar Region Property Crime Last 3 Months - All Dispositions



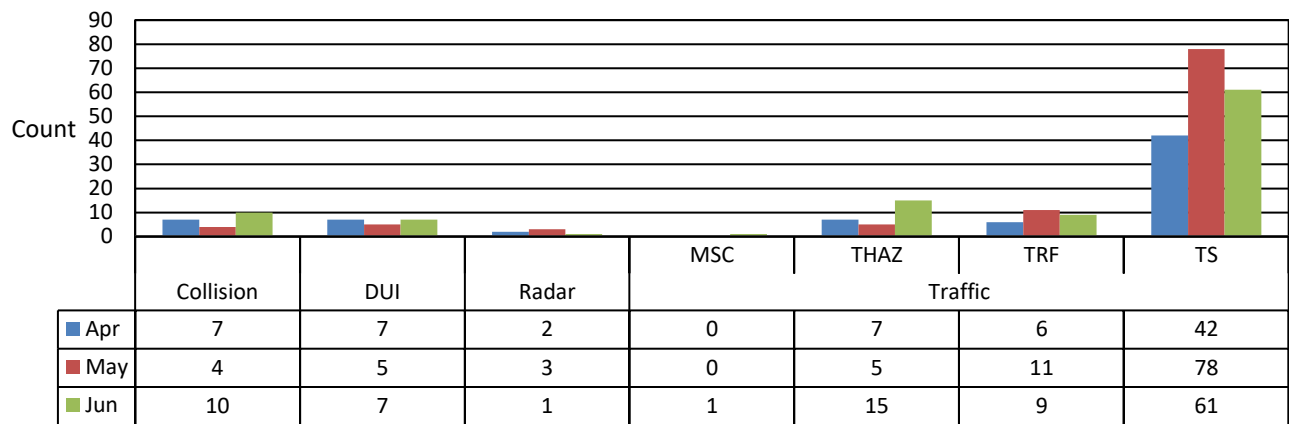
Gold Bar Region Property Crime Last 3 Months - Dispositions A, B, I & R



➤ Note: Dispositions for any given incident may be singular or multiple, in which case they are combined in the database. Dispositions represented here, other than "all", are those singular values and the end disposition of any combined string of dispositions.

Gold Bar Region Vehicle Incidents

Last 3 Months - All Dispositions



MSC = Miscellaneous, THAZ = Traffic Hazard, TRF = Traffic Problem and TS = Traffic Stop

Tickets	Apr	May	Jun	Totals
Ordinance Violation	0	0	1	1
Parking	0	1	0	1
Radar	0	2	0	2
Traffic Stop	16	20	10	46
Totals	16	23	11	50

Incident Types – Past 3 Months

Incident Type	Apr	May	Jun	Totals
911	21	23	17	61
Abandoned Vehicle	5	7	4	16
Abuse of Person	1	1	0	2
Alarm	12	14	10	36
Animal	8	7	8	23
Assault	4	5	7	16
Assist	16	20	13	49
Attempt to Contact	0	5	1	6
Burglary	3	4	6	13
Civil	35	25	16	76
Collision	7	4	10	21
COP	0	0	1	1
CPS	6	0	0	6
Death	2	1	2	5
Disturbance	14	27	31	72
DUI	7	5	7	19
DV	20	15	20	55

Fireworks	0	0	7	7
Follow Up	44	69	54	167
Foot	2	0	1	3
Fraud	4	0	0	4
Harassment	5	4	4	13
Information	6	4	4	14
Malicious Mischief	3	6	3	12
Mental	4	1	0	5
Noise Complaint	5	16	7	28
Nuisance	4	5	3	12
Order Violation	5	5	4	14
Ordinance Violation	1	3	6	10
Other	7	8	9	24
Paper Service	4	0	0	4
Parking	5	13	5	23
Person Lost/Found	7	3	10	20
Property Lost/Found	3	2	3	8
Public Assist	13	15	12	40
Pursuit	0	3	1	4
Radar	2	3	1	6
Route	3	4	3	10
RSO	5	8	3	16
SAR	4	0	2	6
School	0	0	1	1
Search Warrant	1	0	0	1
Security Check	73	129	135	337
Sex Offense	1	1	0	2
Shots Heard	3	3	6	12
Special Ops	3	2	4	9
Substance Abuse	3	10	3	16
Suicide	3	6	3	12
Suspicious	93	101	94	288
Theft	2	6	8	16
Threat	3	3	1	7
Traffic	55	94	86	235
Trespass	4	7	14	25
Vehicle Recovery	1	0	2	3
Vehicle Theft	3	1	1	5
Warrant	15	25	14	54
Welfare Check	7	7	10	24
Totals	567	730	677	1974

➤ All data was obtained through a LERMS Data Analysis and Mapping (DA&M) query.

Report presented by Gold Bar Chief of Police Sgt. David Casey
Table and charts compiled by Volunteer Ray Coleman



City of Gold Bar In Partnership With Snohomish County Sheriff's Office



Sheriff Ty Trenary

Mayor Bill Clem

Notable Events of July 2019

- Gold Bar Case Reports: 1 burglary, 1 assist to other police agency, 1 drug arrest, 3 assault, 1 DUI, 2 warrant arrest, 1 runaway, 1 adult missing person, 6 disturbance, 1 trespass, 1 theft.
- July 4th: I covered Gold Bar until midnight. I gave out a couple of warnings for very small items such as sparklers and the area deputy gave out at least one warning for small items. We received one complaint of fireworks in Creekside where the complainant's dog was so frightened it climbed into a top-load dryer and was stuck between the agitator and tub. After freeing the dog, we ticketed a violator nearby.
- Missing Gold Bar man confirmed deceased: a DNA extract from bone tissue found in the river last year has been positively identified as that of Daniel Cleveland, a Gold Bar man reported missing in 2017.

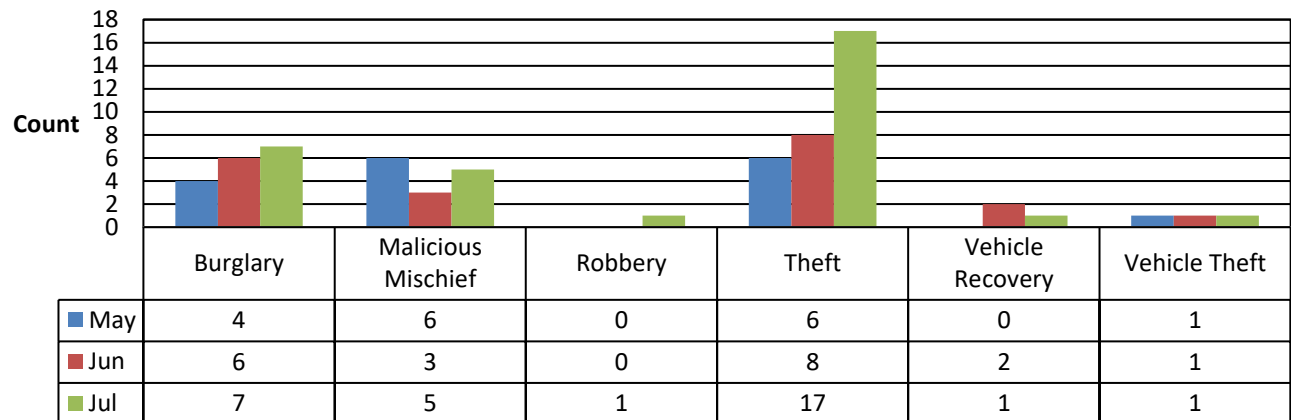
The following tables and charts compare incident types of service as reported for the Gold Bar Regional contract. This contract has an Originating Agency Identifier (ORI) of WA0311000.

Incident Call Source by Beat

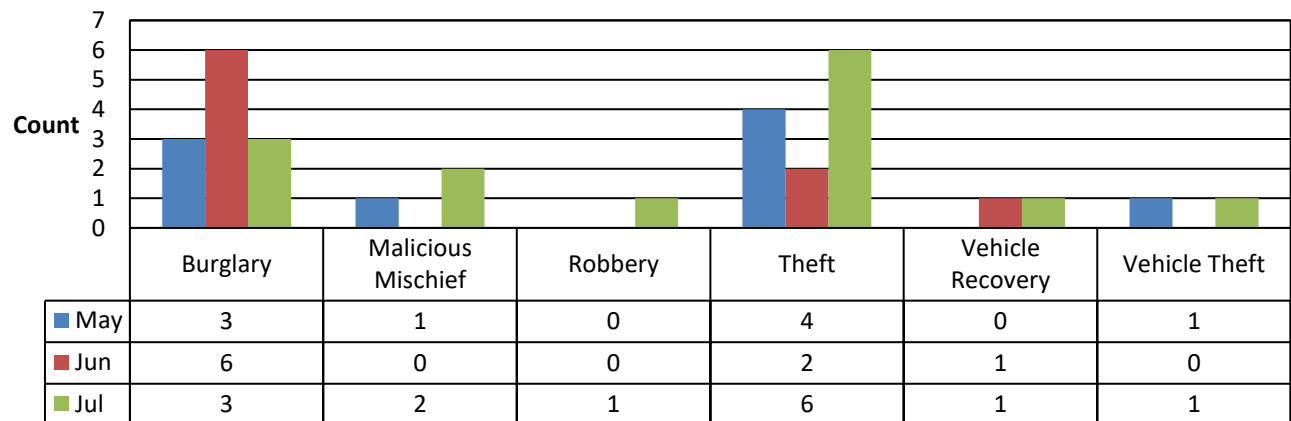
Beat & Call Source	May	Jun	Jul	Totals
GBR	204	166	201	571
Officer-Initiated	95	79	76	250
911	109	87	125	321
K2	92	75	94	261
Officer-Initiated	27	26	17	70
911	65	49	77	191
K3	128	124	160	412
Officer-Initiated	36	32	33	101
911	92	92	127	311
IDX	49	56	43	148
Officer-Initiated	46	53	40	139
911	3	3	3	9
Other Beats	257	256	276	789
Officer-Initiated	154	157	163	474
911	102	98	112	312
	1	1	1	3
Totals	730	677	774	2181

A blank in the call source field indicates an unidentified source such as an online tip or crime report.

Gold Bar Region Property Crime Last 3 Months - All Dispositions



Gold Bar Region Property Crime Last 3 Months - Dispositions A, B, I & R

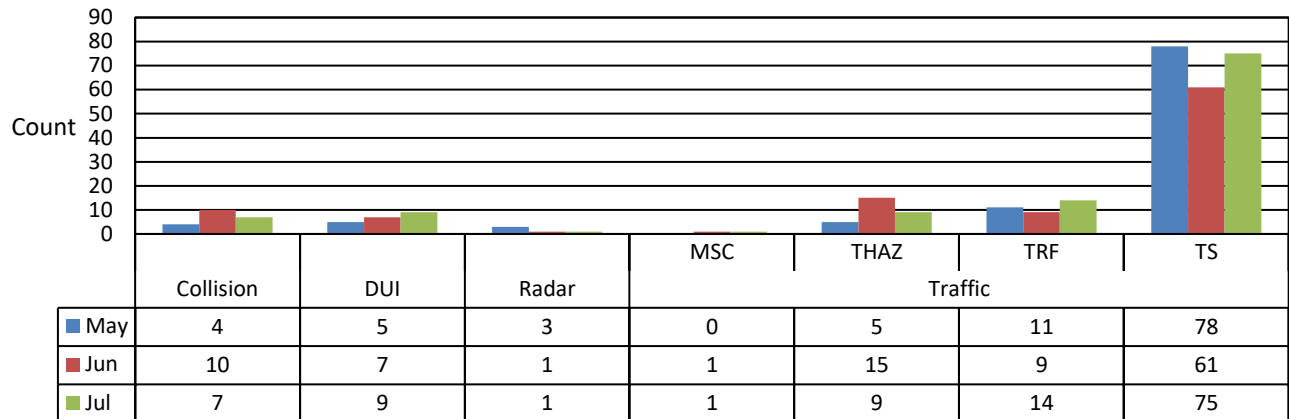


- Note: Dispositions for any given incident may be singular or multiple, in which case they are combined in the database. Dispositions represented here, other than “all”, are those singular values and the end disposition of any combined string of dispositions.

A = Arrest, B= Booking, I = Impounded and R= Case Report

Gold Bar Region Vehicle Incidents

Last 3 Months - All Dispositions



MSC = Miscellaneous, THAZ = Traffic Hazard, TRF = Traffic Problem and TS = Traffic Stop

Tickets	May	Jun	Jul	Totals
Fireworks	0	0	1	1
Ordinance Violation	0	1	0	1
Parking	1	0	1	2
Radar	2	0	1	3
Suspicious	0	0	1	1
Traffic Stop	20	10	22	52
Totals	23	11	26	60

Incident Types – Past 3 Months

Incident Type	May	Jun	Jul	Totals
911	23	17	18	58
Abandoned Vehicle	7	4	7	18
Abuse of Person	1	0	1	2
Alarm	14	10	12	36
Animal	7	8	6	21
Assault	5	7	8	20
Assist	20	13	14	47
Attempt to Contact	5	1	8	14
Attempt to Locate	0	0	1	1
Burglary	4	6	7	17
Civil	25	16	26	67
Collision	4	10	7	21
COP	0	1	0	1
CPS	0	0	1	1
Death	1	2	0	3
Disturbance	27	31	25	83
DUI	5	7	9	21
DV	15	20	28	63

Fireworks	0	7	15	22
Follow Up	69	54	76	199
Foot	0	1	0	1
Harassment	4	4	2	10
Incident Cancelled	0	0	1	1
Information	4	4	3	11
Malicious Mischief	6	3	5	14
Mental	1	0	4	5
Noise Complaint	16	7	8	31
Nuisance	5	3	4	12
Order Violation	5	4	4	13
Ordinance Violation	3	6	1	10
Other	8	9	7	24
Paper Service	0	0	3	3
Parking	13	5	4	22
Person Lost/Found	3	10	5	18
Property Lost/Found	2	3	6	11
Public Assist	15	12	19	46
Pursuit	3	1	0	4
Radar	3	1	1	5
Robbery	0	0	1	1
Route	4	3	7	14
RSO	8	3	3	14
SAR	0	2	5	7
School	0	1	0	1
Security Check	129	135	111	375
Sex Offense	1	0	0	1
Shots Heard	3	6	0	9
Special Ops	2	4	5	11
Substance Abuse	10	3	7	20
Suicide	6	3	4	13
Suspicious	101	94	109	304
Theft	6	8	17	31
Threat	3	1	2	6
Traffic	94	86	99	279
Trespass	7	14	21	42
Vehicle Recovery	0	2	1	3
Vehicle Theft	1	1	1	3
Warrant	25	14	17	56
Welfare Check	7	10	18	35
Totals	730	677	774	2181

➤ All data was obtained through a LERMS Data Analysis and Mapping (DA&M) query.

Report presented by Gold Bar Chief of Police Sgt. David Casey
Table and charts compiled by Volunteer Ray Coleman



Community First

City of Gold Bar In Partnership With Snohomish County Sheriff's Office



Sheriff Ty Trenary

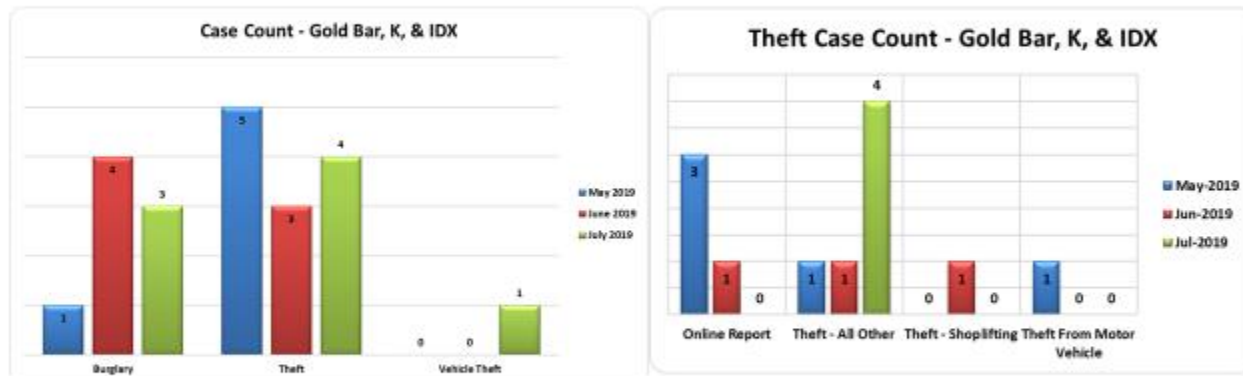
Mayor Bill Clem

Notable Events of August 2019

- Gold Bar Reports: 1 Traffic Offense, 6 Warrant Arrest, 5 Assault, 4 Theft, 3 Domestic Disturbance, 2 Animal Complaint, 1 Runaway Juvenile, 1 Suspicious Circumstance, 1 CPS Assist.
- Upcoming changes: SCSO Communications Director Shari Ireton has submitted a request to Facebook to initiate a Facebook page for the Gold Bar Regional Contract Unit. Additional statistics/graphs will be available in Gold Bar reports, generally for the 2nd meeting each month. I have included samples from July below.

Gold Bar, K, & IDX Target Crimes Case Count

3 – Month Analysis

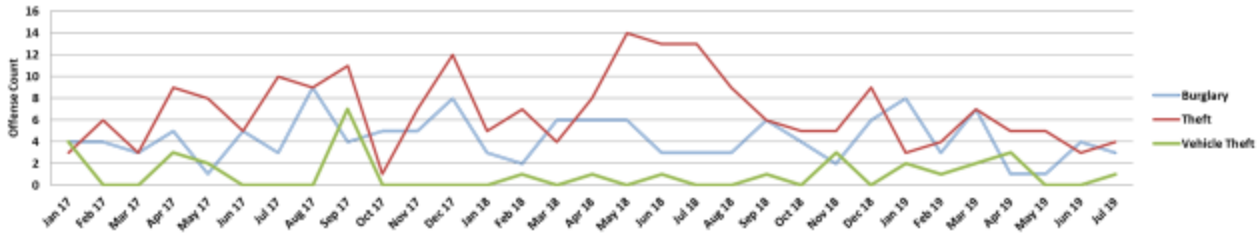


Date pulled on 8/8/2019

LOW INFORMATION SECURITY - NOT INTENDED FOR PUBLIC RELEASE



Gold Bar, K , & IDX : Target Crimes by Month Jan 2017 - Jul 2019



Burglaries:

Flat line trend (2017-2019)
July 2019: 38% of target crimes

Thefts:

Downward trend (2017-2019)
July 2019: 50% of target crimes

Vehicle Thefts:

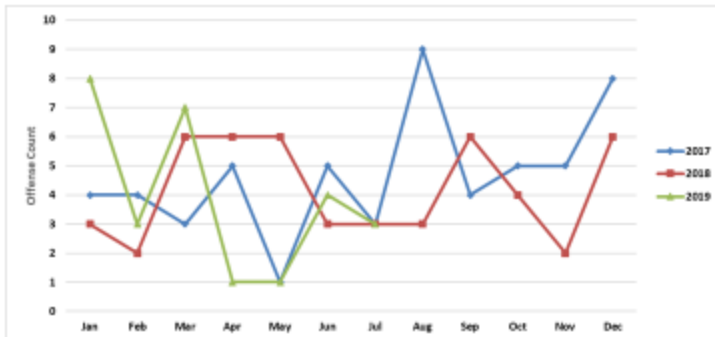
Downward trend (2017-2019)
July 2019: 13% of target crimes

Data pulled on 8/8/2019

LAW ENFORCEMENT SENSITIVE - NOT INTENDED FOR PUBLIC RELEASE



Gold Bar PD, K, & IDX Burglaries 3 – Year Analysis



Previous Month:

July 2019 is 25% less than June 2019

Same Month Last Year:

July 2019 is equal to July 2018

Monthly Average:

July 2019 is equal to the July avg.(2017 to 2018 comparison)

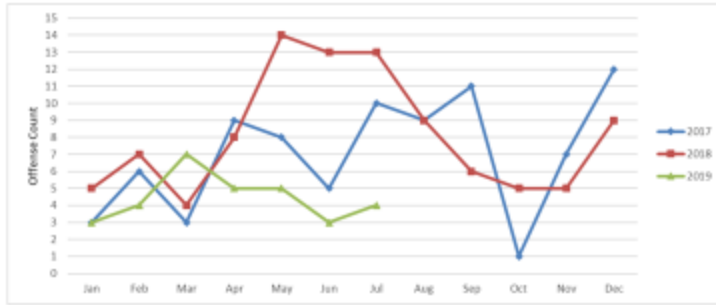
Data pulled on 8/8/2019

LAW ENFORCEMENT SENSITIVE - NOT INTENDED FOR PUBLIC RELEASE



Gold Bar PD, K, & IDX Thefts

3 – Year Analysis



Previous Month:

July 2019 is 33% more than June 2019

Same Month Last Year:

July 2019 is 69% less than July 2018

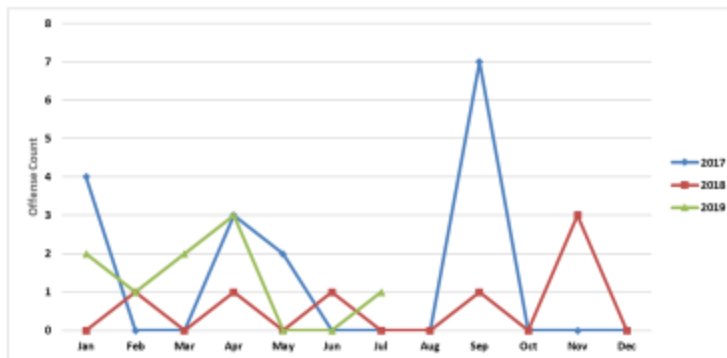
Monthly Average:

July 2019 is 65% less than July average (2017 to 2018 comparison)



Gold Bar PD, K, & IDX Vehicle Thefts

3 – Year Analysis



Previous Month:

July 2019 is 100% more than June 2019

Same Month Last Year:

July 2019 is 100% more than July 2018

Monthly Average:

July 2019 is 100% more than July average (2017 to 2018 comparison)



The following tables and charts compare incident types of service as reported for the Gold Bar Regional contract. This contract has an Originating Agency Identifier (ORI) of WA0311000.

Incident Call Source by Beat


Beat & Call Source	Jun	Jul	Aug	Totals
GBR	166	201	190	557
Officer-Initiated	79	76	76	231
911	87	125	114	326

K2	75	94	114	283
Officer-Initiated	26	17	37	80
911	49	77	77	203
K3	124	160	130	414
Officer-Initiated	32	33	22	87
911	92	127	108	327
IDX	56	43	55	154
Officer-Initiated	53	40	52	145
911	3	3	3	9
Other Beats	256	276	261	793
Officer-Initiated	157	163	161	481
911	98	112	99	309
	1	1	1	3
Totals	677	774	750	2201

A blank in the call source field indicates an unidentified source such as an online tip or crime report.

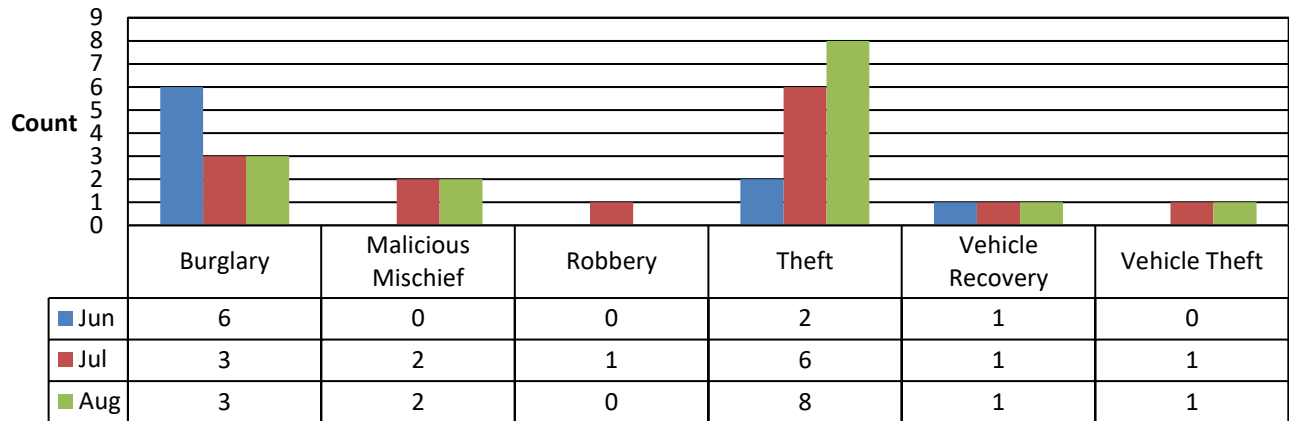
Gold Bar Region Property Crime

Last 3 Months - All Dispositions



Gold Bar Region Property Crime

Last 3 Months - Dispositions A, B, I & R

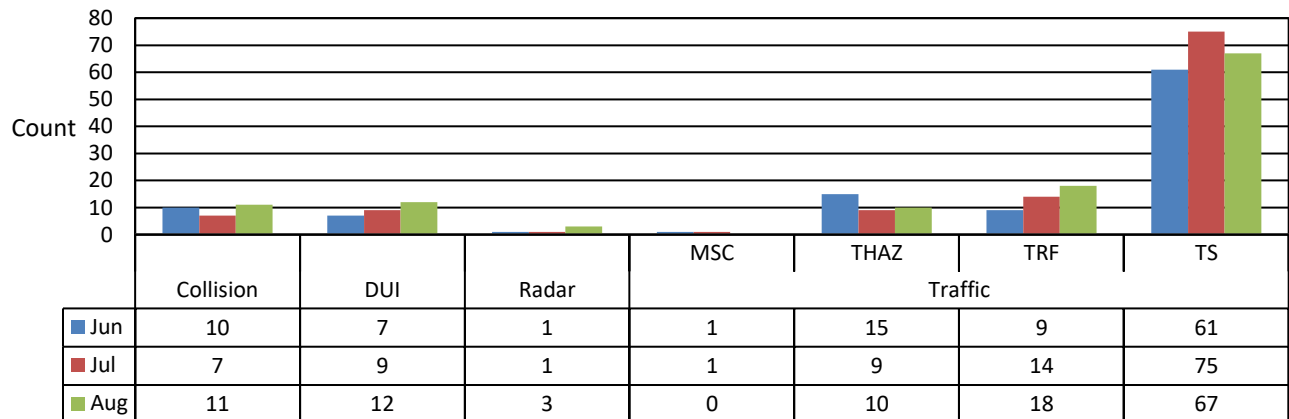


- Note: Dispositions for any given incident may be singular or multiple, in which case they are combined in the database. Dispositions represented here, other than “all”, are those singular values and the end disposition of any combined string of dispositions.

A = Arrest, B= Booking, I = Impounded and R= Case Report

Gold Bar Region Vehicle Incidents

Last 3 Months - All Dispositions



MSC = Miscellaneous, THAZ = Traffic Hazard, TRF = Traffic Problem and TS = Traffic Stop

Tickets	Jun	Jul	Aug	Totals
Fireworks	0	1	0	1
Ordinance Violation	1	0	0	1
Parking	0	1	0	1
Radar	0	1	0	1
Suspicious	0	1	1	2
Traffic Stop	10	22	12	44
Totals	11	26	13	50

Incident Types – Past 3 Months

Incident Type	Jun	Jul	Aug	Totals
911	17	18	17	52
Abandoned Vehicle	4	7	13	24
Abuse of Person	0	1	2	3
Alarm	10	12	16	38
Animal	8	6	12	26
Assault	7	8	12	27
Assist	13	14	21	48
Attempt to Contact	1	8	3	12
Attempt to Locate	0	1	0	1
Burglary	6	7	3	16
Civil	16	26	30	72
Collision	10	7	11	28
COP	1	0	1	2
CPS	0	1	2	3
Death	2	0	0	2
Disturbance	31	25	23	79
DUI	7	9	12	28
DV	20	28	25	73
Fireworks	7	15	0	22
Follow Up	54	76	69	199
Foot	1	0	0	1
Fraud	0	0	2	2
Harassment	4	2	4	10
Incident Cancelled	0	1	0	1
Information	4	3	0	7
Malicious Mischief	3	5	4	12
Mental	0	4	3	7
Noise Complaint	7	8	11	26
Nuisance	3	4	8	15
Order Violation	4	4	5	13
Ordinance Violation	6	1	0	7
Other	9	7	10	26
Paper Service	0	3	5	8
Parking	5	4	1	10
Person Lost/Found	10	5	2	17
Property Lost/Found	3	6	3	12
Public Assist	12	19	16	47
Pursuit	1	0	1	2
Radar	1	1	3	5
Robbery	0	1	0	1
Route	3	7	0	10
RSO	3	3	6	12
SAR	2	5	6	13

School	1	0	0	1
Search Warrant	0	0	1	1
Security Check	135	111	131	377
Shots Heard	6	0	4	10
Special Ops	4	5	0	9
Substance Abuse	3	7	3	13
Suicide	3	4	2	9
Suspicious	94	109	99	302
Theft	8	17	12	37
Threat	1	2	0	3
Traffic	86	99	95	280
Trespass	14	21	11	46
Vehicle Recovery	2	1	1	4
Vehicle Theft	1	1	1	3
Warrant	14	17	18	49
Welfare Check	10	18	10	38
Totals	677	774	750	2201

- All data was obtained through a LERMS Data Analysis and Mapping (DA&M) query.
 Report presented by Gold Bar Chief of Police Sgt. David Casey
 Table and charts compiled by Volunteer Ray Coleman



City of Gold Bar *In Partnership With* *Snohomish County* *Sheriff's Office*



Sheriff Ty Trenary

Mayor Bill Clem

Notable Events of September 2019

- Reports: 4 Domestic Disturbance, 3 Warrant Arrest, 1 Death Investigation, 1 Harassment, 1 Runaway.
- Overall calls for service are down in the region, as expected with the end of summer break.
- Cold High Water is back. Use caution near the rivers. One person died this weekend in the region when he and a friend fell into Young's River near Cedar Ponds. One was able to get out. SAR/Dive Team recovered the second and he was pronounced dead at the hospital.
- Coffee With a Cop: October 2nd is national Coffee With a Cop day and Chief Casey will be available for questions or just a visit in Gold Bar from 1100 until 1300. We're scheduled with Wallace Falls Café but if they don't open we will be at Mountain View Diner.

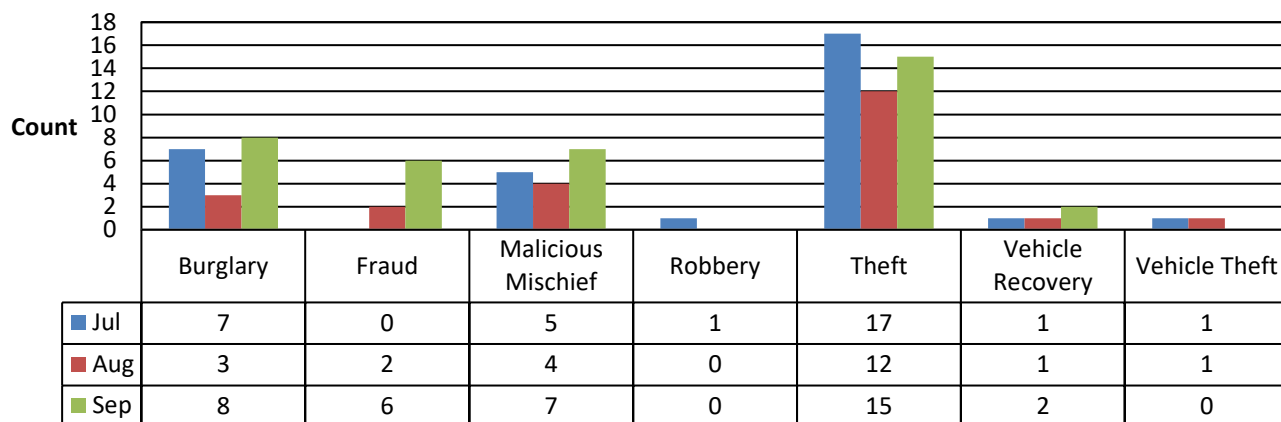
The following tables and charts compare incident types of service as reported for the Gold Bar Regional contract. This contract has an Originating Agency Identifier (ORI) of WA0311000.

Incident Call Source by Beat

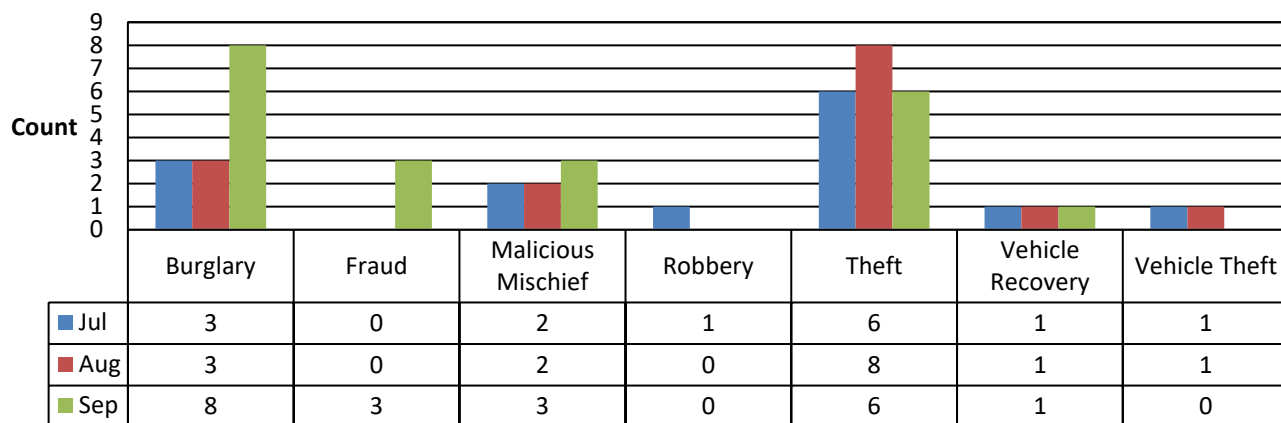
Beat & Call Source	Jul	Aug	Sep	Totals
GBR	201	190	110	501
Officer-Initiated	76	76	43	195
911	125	114	67	306
K2	94	114	85	293
Officer-Initiated	17	37	16	70
911	77	77	69	223
K3	160	130	127	417
Officer-Initiated	33	22	30	85
911	127	108	97	332
IDX	43	55	59	157
Officer-Initiated	40	52	51	143
911	3	3	8	14
Other Beats	276	261	169	706
Officer-Initiated	163	161	96	420
911	112	99	69	280
	1	1	4	6
Totals	774	750	550	2074

A blank in the call source field indicates an unidentified source such as an online tip or crime report.

Gold Bar Region Property Crime Last 3 Months - All Dispositions



Gold Bar Region Property Crime Last 3 Months - Dispositions A, B, I & R

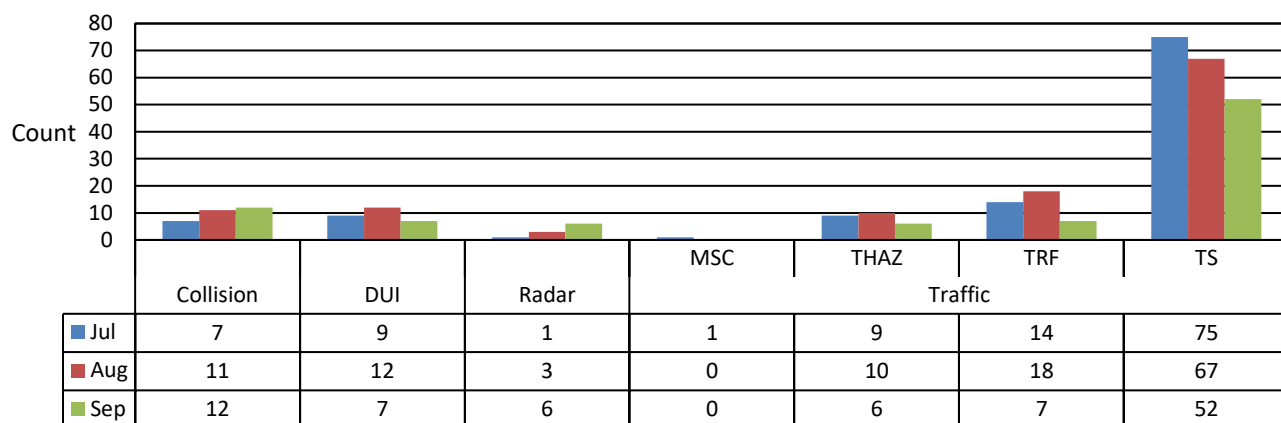


➤ Note: Dispositions for any given incident may be singular or multiple, in which case they are combined in the database. Dispositions represented here, other than "all", are those singular values and the end disposition of any combined string of dispositions.

A = Arrest, B= Booking, I = Impounded and R= Case Report

Gold Bar Region Vehicle Incidents

Last 3 Months - All Dispositions



MSC = Miscellaneous, THAZ = Traffic Hazard, TRF = Traffic Problem and TS = Traffic Stop

Tickets	Jul	Aug	Sep	Totals
Animal	0	0	1	1
Fireworks	1	0	0	1
Parking	1	0	0	1
Radar	1	0	0	1
Suspicious	1	1	0	2
Traffic Stop	22	12	16	50
Totals	26	13	17	56

Incident Types – Past 3 Months

Incident Type	Jul	Aug	Sep	Totals
911	18	17	11	46
Abandoned Vehicle	7	13	3	23
Abuse of Person	1	2	0	3
Alarm	12	16	11	39
Animal	6	12	8	26
Assault	8	12	7	27
Assist	14	21	7	42
Attempt to Contact	8	3	0	11
Attempt to Locate	1	0	0	1
Burglary	7	3	8	18
Civil	26	30	13	69
Collision	7	11	12	30
COP	0	1	1	2
CPS	1	2	1	4
Death	0	0	1	1
Disturbance	25	23	11	59
DUI	9	12	7	28
DV	28	25	15	68

Escort	0	0	1	1
Fireworks	15	0	2	17
Follow Up	76	69	45	190
Fraud	0	2	6	8
Harassment	2	4	5	11
Incident Cancelled	1	0	0	1
Information	3	0	1	4
Malicious Mischief	5	4	7	16
Mental	4	3	1	8
Noise Complaint	8	11	9	28
Nuisance	4	8	10	22
Order Violation	4	5	1	10
Ordinance Violation	1	0	2	3
Other	7	10	7	24
Paper Service	3	5	3	11
Parking	4	1	2	7
Person Lost/Found	5	2	6	13
Property Lost/Found	6	3	2	11
Public Assist	19	16	16	51
Pursuit	0	1	0	1
Radar	1	3	6	10
Robbery	1	0	0	1
Route	7	0	1	8
RSO	3	6	0	9
SAR	5	6	3	14
School	0	0	1	1
Search Warrant	0	1	0	1
Security Check	111	131	80	322
Shots Heard	0	4	2	6
Special Ops	5	0	4	9
Substance Abuse	7	3	6	16
Suicide	4	2	4	10
Suspicious	109	99	84	292
Theft	17	12	15	44
Threat	2	0	3	5
Traffic	99	95	65	259
Trespass	21	11	10	42
Vehicle Recovery	1	1	2	4
Vehicle Theft	1	1	0	2
Warrant	17	18	15	50
Welfare Check	18	10	7	35
Totals	774	750	550	2074

- All data was obtained through a LERMS Data Analysis and Mapping (DA&M) query.
Report presented by Gold Bar Chief of Police Sgt. David Casey
Table and charts compiled by Volunteer Ray Coleman



City of Gold Bar *In Partnership With* *Snohomish County* *Sheriff's Office*



Sheriff Ty Trenary

Mayor Bill Clem

Notable Events of October 2019

- Gold Bar Reports: 2 Domestic Disturbance, 1 Missing Person, 5 Warrant Arrest, 1 Mental Health, 1 Sexual Assault, 1 Found Property, 1 Theft, 1 Burglary, 1 Civil Dispute.
- Chief Casey contacted over 100 people Halloween night, handing out candy. Several pics are on our FB page.
- Deputy Gort investigated a burglary west of Gold Bar and Theft east of Gold Bar where he developed suspect leads and secured a search warrant for a Startup residence. He recovered stolen property booked an adult male into jail for Burglary and Theft related charges.
- Gold Bar deputies assisted Sultan deputies with a domestic violence investigation where the man barricaded himself inside his home where he had access to but never attempted to use multiple firearms. SWAT responded and surrounded the residence until patrol units obtained a search warrant. Facing an overwhelming show of force from our SWAT team the likelihood of serious damage to his residence, the suspect exited and surrendered when SWAT announced they had a search warrant and would be making entry.

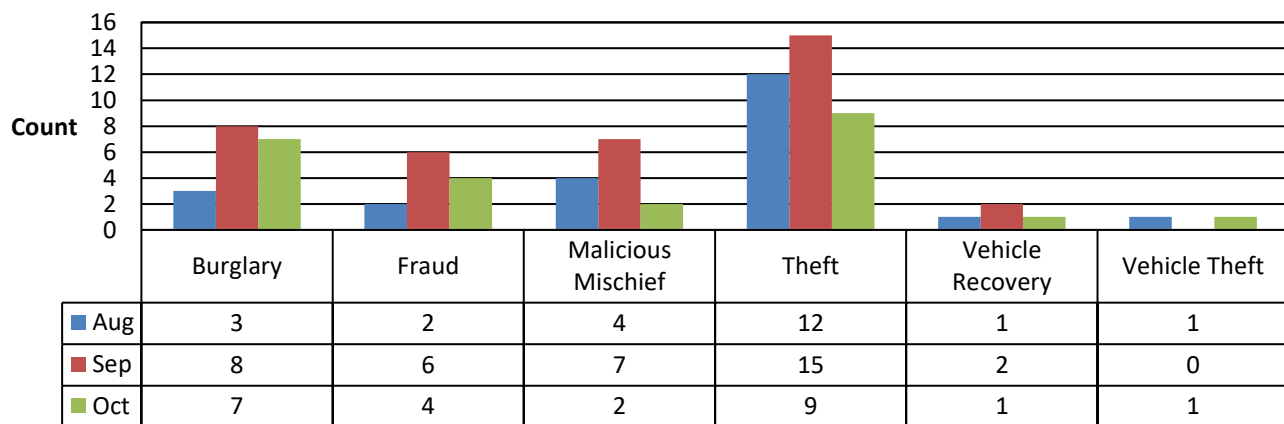
The following tables and charts compare incident types of service as reported for the Gold Bar Regional contract. This contract has an Originating Agency Identifier (ORI) of WA0311000.

Incident Call Source by Beat

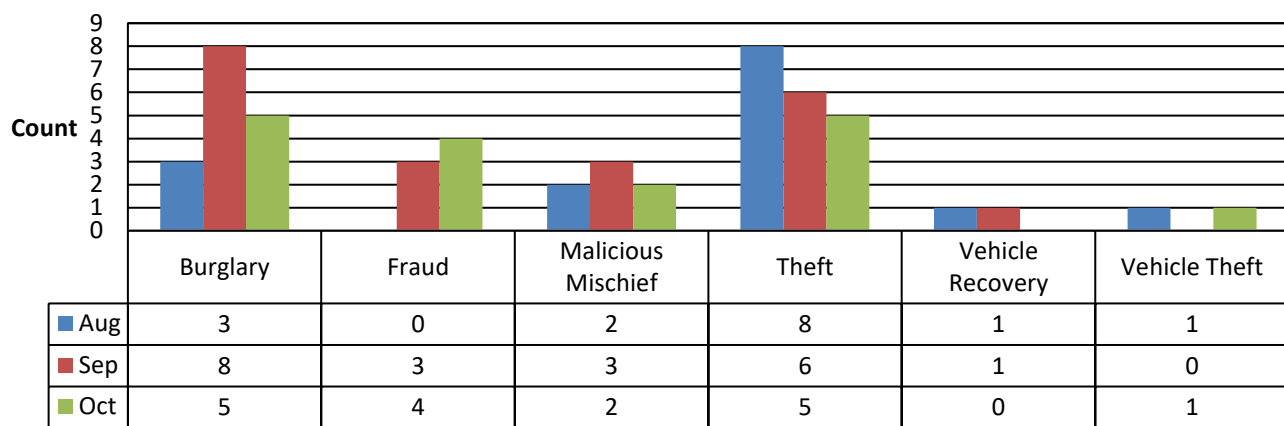
Beat & Call Source	Aug	Sep	Oct	Totals
GBR	190	110	149	449
Officer-Initiated	76	43	71	190
911	114	67	78	259
K2	114	85	81	280
Officer-Initiated	37	16	16	69
911	77	69	65	211
K3	130	127	110	367
Officer-Initiated	22	30	33	85
911	108	97	77	282
IDX	55	59	57	171
Officer-Initiated	52	51	52	155
911	3	8	5	16
Other Beats	261	169	234	664
Officer-Initiated	161	96	140	397
911	99	69	94	262
	1	4	0	5
Totals	750	550	631	1931

A blank in the call source field indicates an unidentified source such as an online tip or crime report.

Gold Bar Region Property Crime Last 3 Months - All Dispositions



Gold Bar Region Property Crime Last 3 Months - Dispositions A, B, I & R

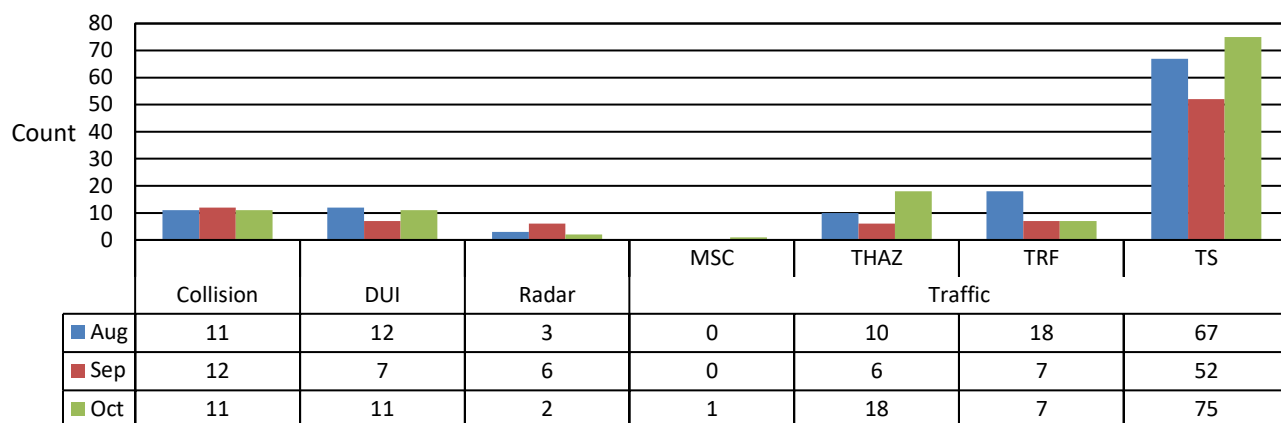


- Note: Dispositions for any given incident may be singular or multiple, in which case they are combined in the database. Dispositions represented here, other than “all”, are those singular values and the end disposition of any combined string of dispositions.

A = Arrest, B= Booking, I = Impounded and R= Case Report

Gold Bar Region Vehicle Incidents

Last 3 Months - All Dispositions



MSC = Miscellaneous, THAZ = Traffic Hazard, TRF = Traffic Problem and TS = Traffic Stop

Tickets	Aug	Sep	Oct	Totals
Animal	0	1	0	1
Radar	0	0	1	1
Suspicious	1	0	0	1
Traffic	12	16	18	46
TRF	0	0	1	1
TS	12	16	17	45
Totals	13	17	19	49

Incident Types – Past 3 Months

Incident Type	Aug	Sep	Oct	Totals
911	17	11	12	40
Abandoned Vehicle	13	3	9	25
Abuse of Person	2	0	0	2
Alarm	16	11	14	41
Animal	12	8	6	26
Assault	12	7	6	25
Assist	21	7	15	43
Attempt to Contact	3	0	1	4
Attempt to Locate	0	0	1	1
Burglary	3	8	7	18
Civil	30	13	17	60
Collision	11	12	11	34
COP	1	1	3	5
CPS	2	1	3	6
Death	0	1	3	4
Disturbance	23	11	11	45
DUI	12	7	11	30
DV	25	15	14	54

Escort	0	1	0	1
Fireworks	0	2	1	3
Follow Up	69	45	44	158
Fraud	2	6	4	12
Harassment	4	5	1	10
Information	0	1	2	3
Malicious Mischief	4	7	2	13
Mental	3	1	6	10
Noise Complaint	11	9	4	24
Nuisance	8	10	5	23
Order Violation	5	1	3	9
Ordinance Violation	0	2	0	2
Other	10	7	2	19
Paper Service	5	3	3	11
Parking	1	2	2	5
Person Lost/Found	2	6	2	10
Property Lost/Found	3	2	3	8
Public Assist	16	16	12	44
Pursuit	1	0	0	1
Radar	3	6	2	11
Route	0	1	0	1
RSO	6	0	7	13
SAR	6	3	0	9
School	0	1	1	2
Search Warrant	1	0	0	1
Security Check	131	80	110	321
Shots Heard	4	2	4	10
Special Ops	0	4	1	5
Substance Abuse	3	6	6	15
Suicide	2	4	4	10
Suspicious	99	84	106	289
Theft	12	15	9	36
Threat	0	3	1	4
Traffic	95	65	101	261
Trespass	11	10	6	27
Vehicle Recovery	1	2	1	4
Vehicle Theft	1	0	1	2
Warrant	18	15	14	47
Weapon	0	0	1	1
Welfare Check	10	7	16	33
Totals	750	550	631	1931

➤ All data was obtained through a LERMS Data Analysis and Mapping (DA&M) query.

Report presented by Gold Bar Chief of Police Sgt. David Casey
Table and charts compiled by Volunteer Ray Coleman



*City of Gold Bar
In Partnership With
Snohomish County
Sheriff's Office*



Sheriff Ty Trenary

Mayor Bill Clem

Notable Events of November 2019

- November Gold Bar Reports: 1 Garbage Dumping, 3 Warrant Arrest, 1 Fraud, 1 Disturbance, 1 Collision, 1 DUI Collision, 1 Death, 1 Threat, 1 Trespass, 1 Suspicious. Domestic Relationship involved Incidents: 1 Assault, 2 Disturbance, 1 Malicious Mischief.
- Gold Bar units assisted with 2 serious Car vs. Pedestrian collisions on SR 2. These were incidents where the pedestrian unexpectedly entered the roadway in traffic. A male was struck and killed near Sultan Basin Rd in Sultan and a male was critically injured, current status unknown, near Fern Bluff Crossing west of Sultan.
- Deputy Doersch is temporarily reassigned to our personnel and development division. He is expected to return to our team approximately June 1st. Deputy Brown has been selected for a specialty position and will be leaving the Gold Bar team February 1st. I have advertised the opening and expect to make a selection late December or early January.
- Safety Tip: Check your vehicle tires for excessive tread wear. Although the State Law may allow most passenger car tires to remain in service down to just 2/32 of an inch of tread, a vehicle can hydroplane dangerously out of control at 50 MPH with more than twice that much tread remaining. Be sure your tires are adequate for winter driving conditions. If your tires have wear indicators (wear bars), State Law may require that they be replaced when worn to the indicator bars even when remaining tread depth exceeds 2/32 of an inch.

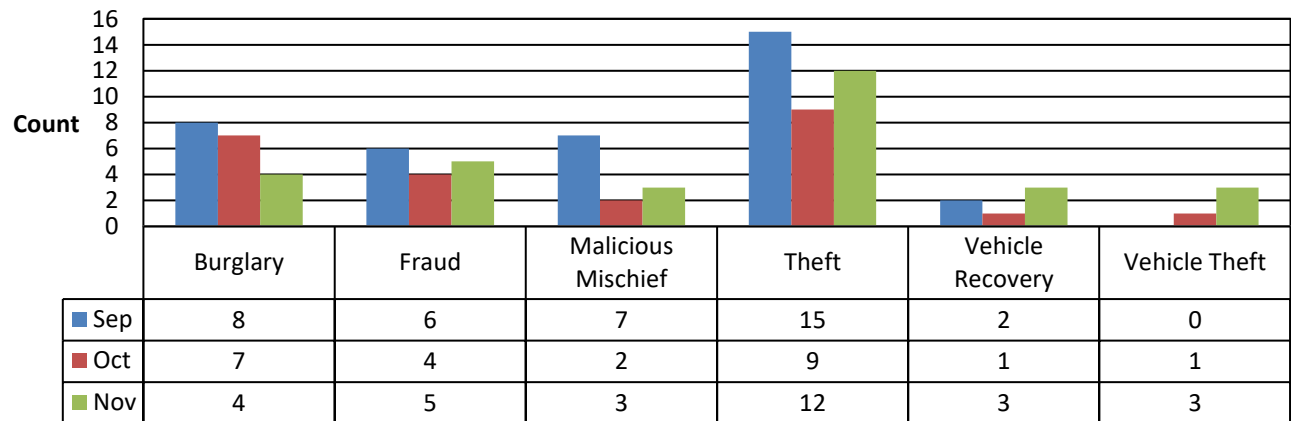
The following tables and charts compare incident types of service as reported for the Gold Bar Regional contract. This contract has an Originating Agency Identifier (ORI) of WA0311000.

Incident Call Source by Beat

Beat & Call Source	Sep	Oct	Nov	Totals
GBR	110	149	135	394
Officer-Initiated	43	71	54	168
911	67	78	81	226
K2	85	81	59	225
Officer-Initiated	16	16	12	44
911	69	65	47	181
K3	127	110	123	360
Officer-Initiated	30	33	24	87
911	97	77	99	273
IDX	59	57	50	166
Officer-Initiated	51	52	44	147
911	8	5	6	19
Other Beats	169	234	162	565
Officer-Initiated	96	140	80	316
911	69	94	82	245
	4	0	0	4
Totals	550	631	529	1710

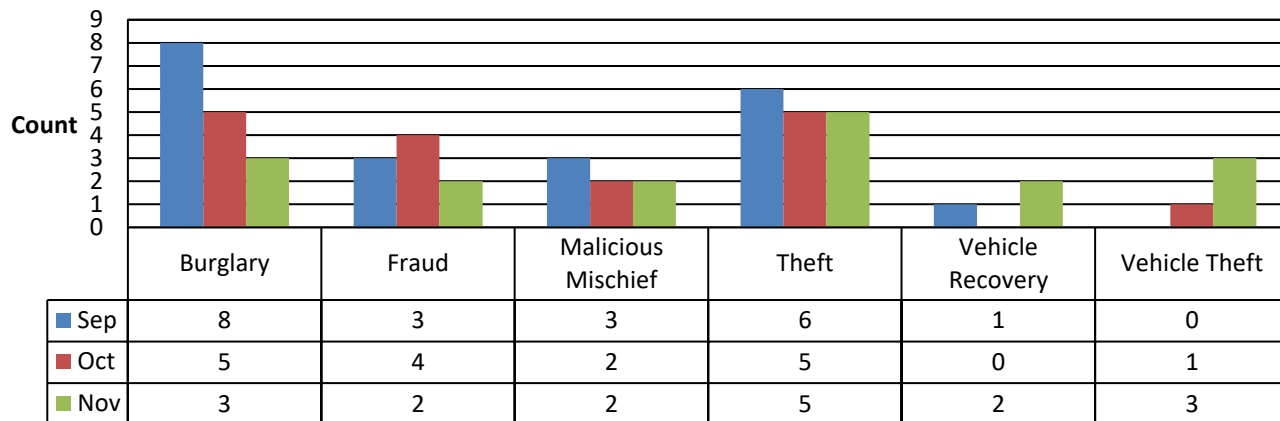
A blank in the call source field indicates an unidentified source such as an online tip or crime report.

Gold Bar Region Property Crime Last 3 Months - All Dispositions



Gold Bar Region Property Crime

Last 3 Months - Dispositions A, B, I & R

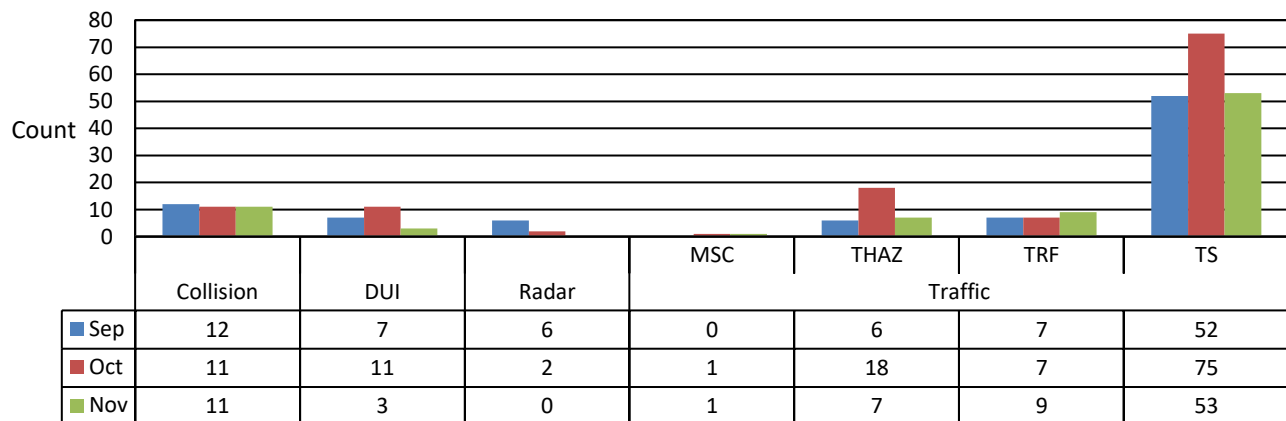


- Note: Dispositions for any given incident may be singular or multiple, in which case they are combined in the database. Dispositions represented here, other than "all", are those singular values and the end disposition of any combined string of dispositions.

A = Arrest, B= Booking, I = Impounded and R= Case Report

Gold Bar Region Vehicle Incidents

Last 3 Months - All Dispositions



MSC = Miscellaneous, THAZ = Traffic Hazard, TRF = Traffic Problem and TS = Traffic Stop

Tickets	Sep	Oct	Nov	Totals
Animal	1	0	0	1
Ordinance Violation	0	0	1	1
Radar	0	1	0	1
Traffic	16	18	4	38
THAZ	0	0	1	1
TRF	0	1	1	2
TS	16	17	2	35
Totals	17	19	5	41

Incident Types – Past 3 Months

Incident Type	Sep	Oct	Nov	Totals
911	11	12	9	32
Abandoned Vehicle	3	9	7	19
Alarm	11	14	16	41
Animal	8	6	7	21
Assault	7	6	6	19
Assist	7	15	17	39
Attempt to Contact	0	1	0	1
Attempt to Locate	0	1	0	1
Burglary	8	7	4	19
Civil	13	17	20	50
Collision	12	11	11	34
COP	1	3	1	5
CPS	1	3	6	10
Death	1	3	3	7
Disturbance	11	11	16	38
DUI	7	11	3	21
DV	15	14	24	53
Escort	1	0	1	2
Fireworks	2	1	2	5
Follow Up	45	44	38	127
Foot	0	0	1	1
Fraud	6	4	5	15
Harassment	5	1	5	11
Information	1	2	2	5
Kidnapping	0	0	1	1
Malicious Mischief	7	2	3	12
Mental	1	6	6	13
Noise Complaint	9	4	2	15
Nuisance	10	5	3	18
Order Violation	1	3	2	6
Ordinance Violation	2	0	3	5
Other	7	2	3	12
Paper Service	3	3	3	9
Parking	2	2	0	4
Person Lost/Found	6	2	2	10
Property Lost/Found	2	3	1	6
Public Assist	16	12	17	45
Radar	6	2	0	8
Route	1	0	2	3
RSO	0	7	5	12
SAR	3	0	2	5
School	1	1	1	3

Security Check	80	110	59	249
Sex Offense	0	0	1	1
Shots Heard	2	4	3	9
Special Ops	4	1	3	8
Substance Abuse	6	6	4	16
Suicide	4	4	2	10
Suspicious	84	106	76	266
Theft	15	9	12	36
Threat	3	1	2	6
Traffic	65	101	70	236
Trespass	10	6	5	21
Vehicle Recovery	2	1	3	6
Vehicle Theft	0	1	3	4
Warrant	15	14	18	47
Weapon	0	1	1	2
Welfare Check	7	16	7	30
Totals	550	631	529	1710

- All data was obtained through a LERMS Data Analysis and Mapping (DA&M) query.

Report presented by Gold Bar Chief of Police Sgt. David Casey
Table and charts compiled by Volunteer Ray Coleman



*City of Gold Bar
In Partnership With
Snohomish County
Sheriff's Office*



Sheriff Adam Fortney

Mayor Bill Clem

Notable Events of December 2019

- Gold Bar Case Reports: 1 Civil Dispute, 3 Burglary, 1 Theft with ID Theft added, 4 Fraud/Forgery/ID Theft, 1 Traffic Crime, 1 Domestic Violence Assault, 1 Domestic Disturbance, 1 Warrant Arrest.
- On December 10th, School Resource Deputy Hess investigated a burglary of a mobile classroom at the Elementary School. Within 2 hours, both suspects were identified. The male and female suspects were booked into Snohomish County Jail on December 11th and December 12th respectively. Two of the stolen iPads were recovered during the arrest of the male.
- On December 18th, Chief Casey investigated a vehicle prowling at the Elementary School where two suspects arrived in a Kia sedan and stole a purse from a vehicle; then when shopping with the victim's bank card at Fred Meyer in Monroe. Thanks to assistance from Fred Meyer loss prevention and Seattle PD, a known gang member from south King County and his known girlfriend have been identified as persons of interest. This investigation is ongoing.
- Time for Transfers: At the shift bid this year, the four Deputies covering Gold Bar will not be transferring. Deputy Doersch is on extended leave and we will have a temporarily assigned deputy to cover until he returns. Chief Casey WILL be transferring. I have been asked by Sheriff Fortney to take over our Office of Professional Accountability, often known as Internal Affairs. Lieutenant Martin and Captain Jeske will be conducting a test to identify my replacement. Serving as your Chief of Police has been, without a doubt, the most rewarding experience of my 28 years in law enforcement. I will absolutely miss you all!

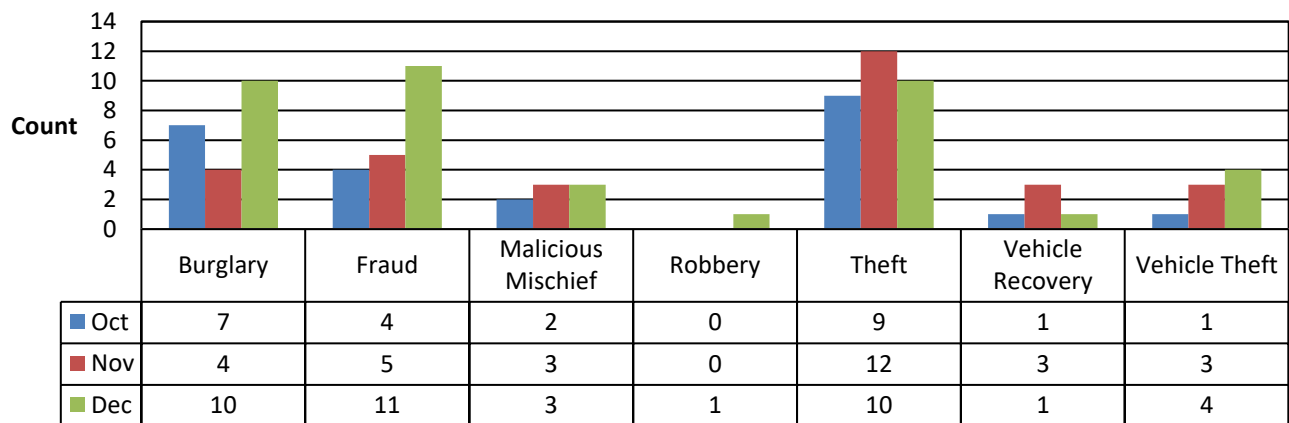
The following tables and charts compare incident types of service as reported for the Gold Bar Regional contract. This contract has an Originating Agency Identifier (ORI) of WA0311000.

Incident Call Source by Beat

Beat & Call Source	Oct	Nov	Dec	Totals
GBR	149	135	136	420
Officer-Initiated	71	54	45	170
911	78	81	91	250
K2	81	59	64	204
Officer-Initiated	16	12	20	48
911	65	47	44	156
K3	110	123	120	353
Officer-Initiated	33	24	13	70
911	77	99	107	283
IDX	57	50	44	151
Officer-Initiated	52	44	39	135
911	5	6	5	16
Other Beats	234	162	223	619
Officer-Initiated	140	80	102	322
911	94	82	121	297
Totals	631	529	587	1747


A blank in the call source field indicates an unidentified source such as an online tip or crime report.

Gold Bar Region Property Crime Last 3 Months - All Dispositions



Gold Bar Region Property Crime

Last 3 Months - Dispositions A, B, I & R

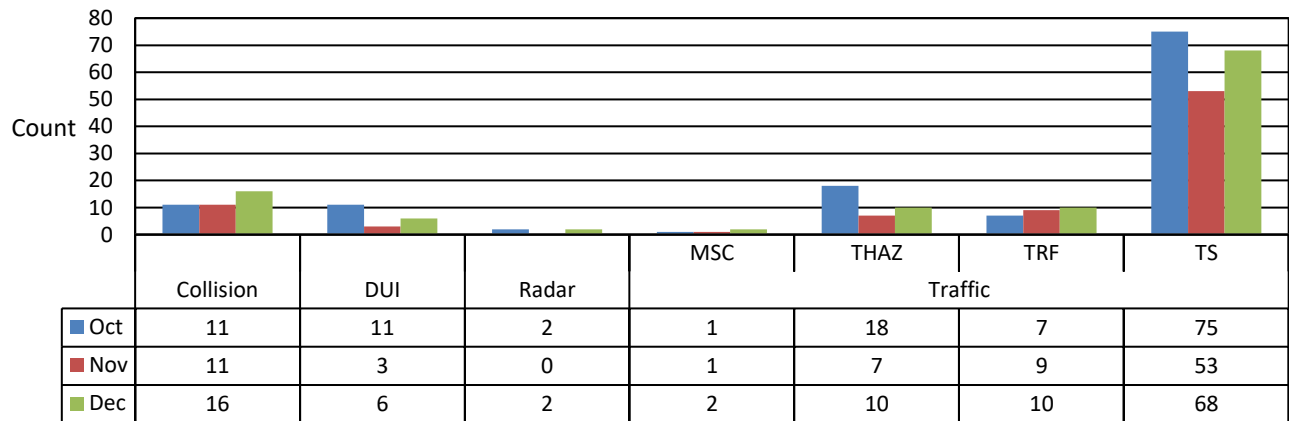


- Note: Dispositions for any given incident may be singular or multiple, in which case they are combined in the database. Dispositions represented here, other than “all”, are those singular values and the end disposition of any combined string of dispositions.

A = Arrest, B= Booking, I = Impounded and R= Case Report

Gold Bar Region Vehicle Incidents

Last 3 Months - All Dispositions



MSC = Miscellaneous, THAZ = Traffic Hazard, TRF = Traffic Problem and TS = Traffic Stop

Tickets	Oct	Nov	Dec	Totals
Ordinance Violation	0	1	0	1
Radar	1	0	2	3
Traffic	18	4	17	39
THAZ	0	1	0	1
TRF	1	1	0	2
TS	17	2	17	36
Totals	19	5	19	43

Incident Types – Past 3 Months

Incident Type	Oct	Nov	Dec	Totals
911	12	9	11	32
Abandoned Vehicle	9	7	3	19
Alarm	14	16	13	43
Animal	6	7	3	16
Assault	6	6	7	19
Assist	15	17	16	48
Attempt to Contact	1	0	1	2
Attempt to Locate	1	0	1	2
Burglary	7	4	10	21
Civil	17	20	23	60
Collision	11	11	16	38
COP	3	1	1	5
CPS	3	6	4	13
Death	3	3	2	8
Disturbance	11	16	13	40
DUI	11	3	6	20
DV	14	24	22	60
Escort	0	1	0	1
Fireworks	1	2	2	5
Follow Up	44	38	42	124
Foot	0	1	1	2
Fraud	4	5	11	20
Harassment	1	5	3	9
Information	2	2	6	10
Kidnapping	0	1	0	1
Malicious Mischief	2	3	3	8
Mental	6	6	7	19
Noise Complaint	4	2	5	11
Nuisance	5	3	12	20
Order Violation	3	2	7	12
Ordinance Violation	0	3	1	4
Other	2	3	2	7
Paper Service	3	3	1	7
Parking	2	0	2	4
Person Lost/Found	2	2	1	5
Property Lost/Found	3	1	0	4
Public Assist	12	17	18	47
Pursuit	0	0	1	1
Radar	2	0	2	4
Robbery	0	0	1	1
Route	0	2	4	6
RSO	7	5	12	24
SAR	0	2	2	4

School	1	1	0	2
Search Warrant	0	0	1	1
Security Check	110	59	47	216
Sex Offense	0	1	1	2
Shots Heard	4	3	3	10
Special Ops	1	3	2	6
Substance Abuse	6	4	3	13
Suicide	4	2	3	9
Suspicious	106	76	94	276
Theft	9	12	10	31
Threat	1	2	4	7
Traffic	101	70	90	261
Trespass	6	5	8	19
Vehicle Recovery	1	3	1	5
Vehicle Theft	1	3	4	8
Warrant	14	18	5	37
Weapon	1	1	2	4
Welfare Check	16	7	11	34
Totals	631	529	587	1747

- All data was obtained through a LERMS Data Analysis and Mapping (DA&M) query.

Report presented by Gold Bar Chief of Police Sgt. David Casey
Table and charts compiled by Volunteer Ray Coleman