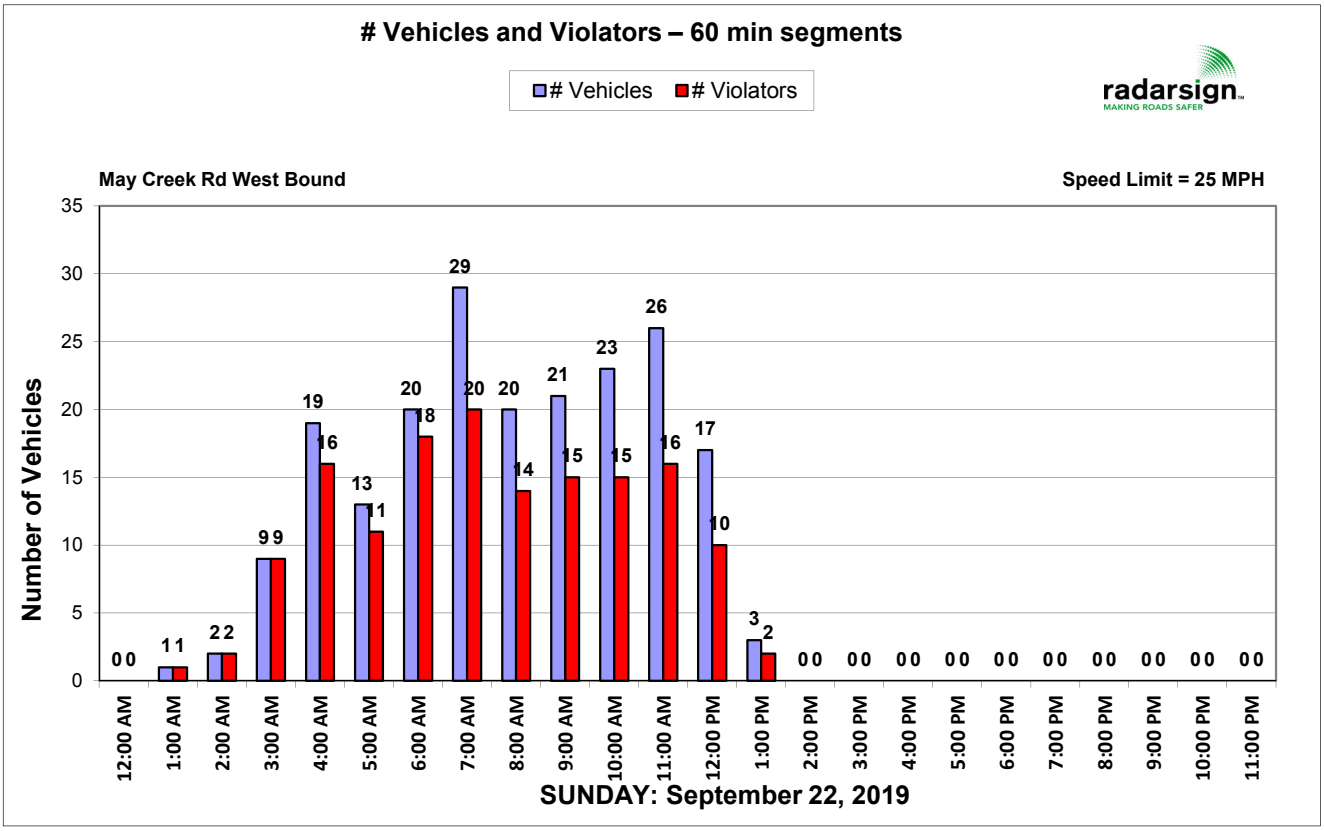
Vehicles and Violators – 60 min segments
Vehicles
Violators
radarsign
MAKING ROADS SAFER
May Creek Rd West Bound
Speed Limit = 25 MPH
Number of Vehicles
0 5 10 15 20 25 30 35
0 0 1 1 2 2 9 9 19 16 13 11 20 18 29 20 20 14 21 15 23 15 26 16 17 10 3 2 0 0 0 0 0 0 0 0 0 0 0 0 0 0 0 0 0 0 0 0
12:00 AM 1:00 AM 2:00 AM 3:00 AM 4:00 AM 5:00 AM 6:00 AM 7:00 AM 8:00 AM 9:00 AM 10:00 AM 11:00 AM 12:00 PM 1:00 PM 2:00 PM 3:00 PM 4:00 PM 5:00 PM 6:00 PM 7:00 PM 8:00 PM 9:00 PM 10:00 PM 11:00 PM
SUNDAY: September 22, 2019

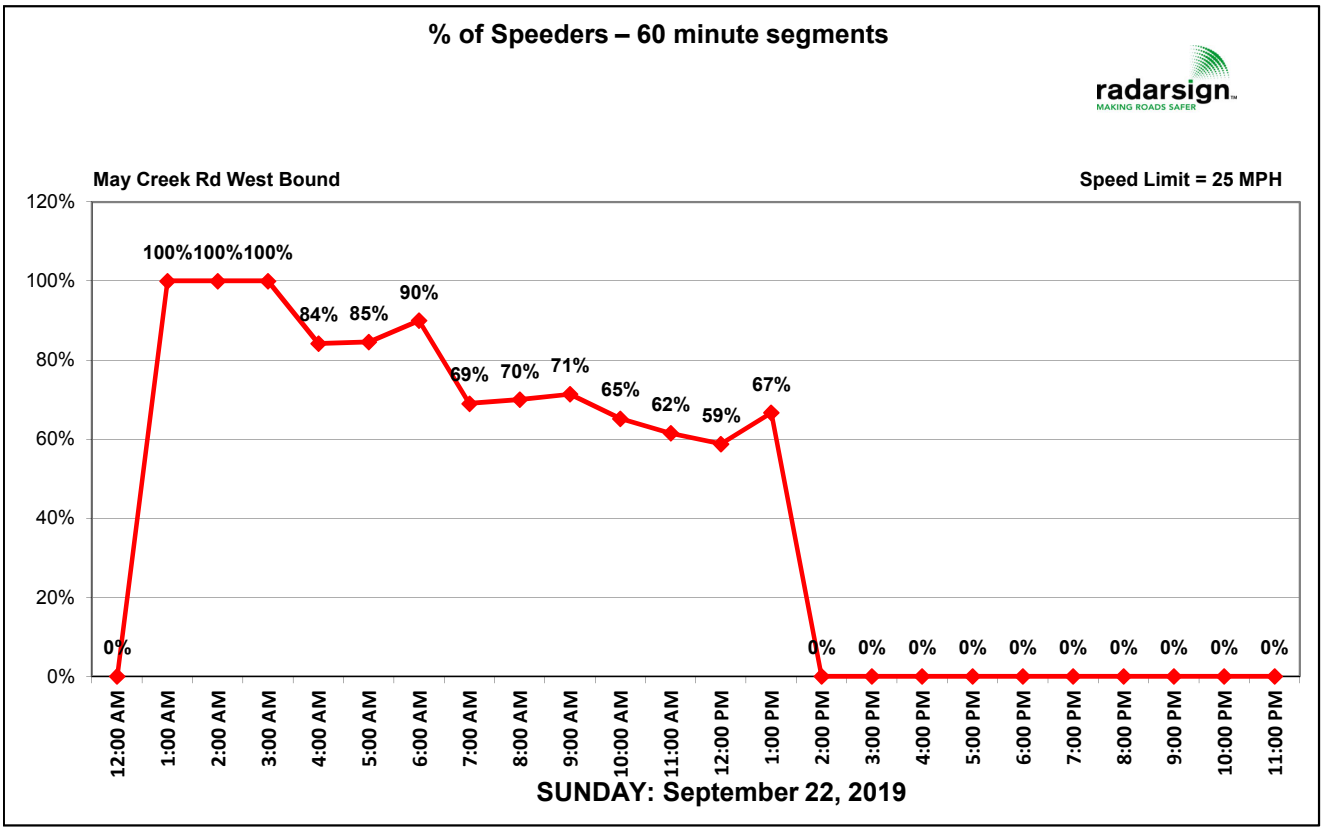
% of Speeders – 60 minute segments
radarsign
MAKING ROADS SAFER
May Creek Rd West Bound
Speed Limit = 25 MPH
0% 20% 40% 60% 80% 100% 120%
0% 100% 100% 100% 84% 85% 90% 69% 70% 71% 65% 62% 59% 67% 0% 0% 0% 0% 0% 0% 0% 0% 0% 0%
12:00 AM 1:00 AM 2:00 AM 3:00 AM 4:00 AM 5:00 AM 6:00 AM 7:00 AM 8:00 AM 9:00 AM 10:00 AM 11:00 AM 12:00 PM 1:00 PM 2:00 PM 3:00 PM 4:00 PM 5:00 PM 6:00 PM 7:00 PM 8:00 PM 9:00 PM 10:00 PM 11:00 PM
SUNDAY: September 22, 2019

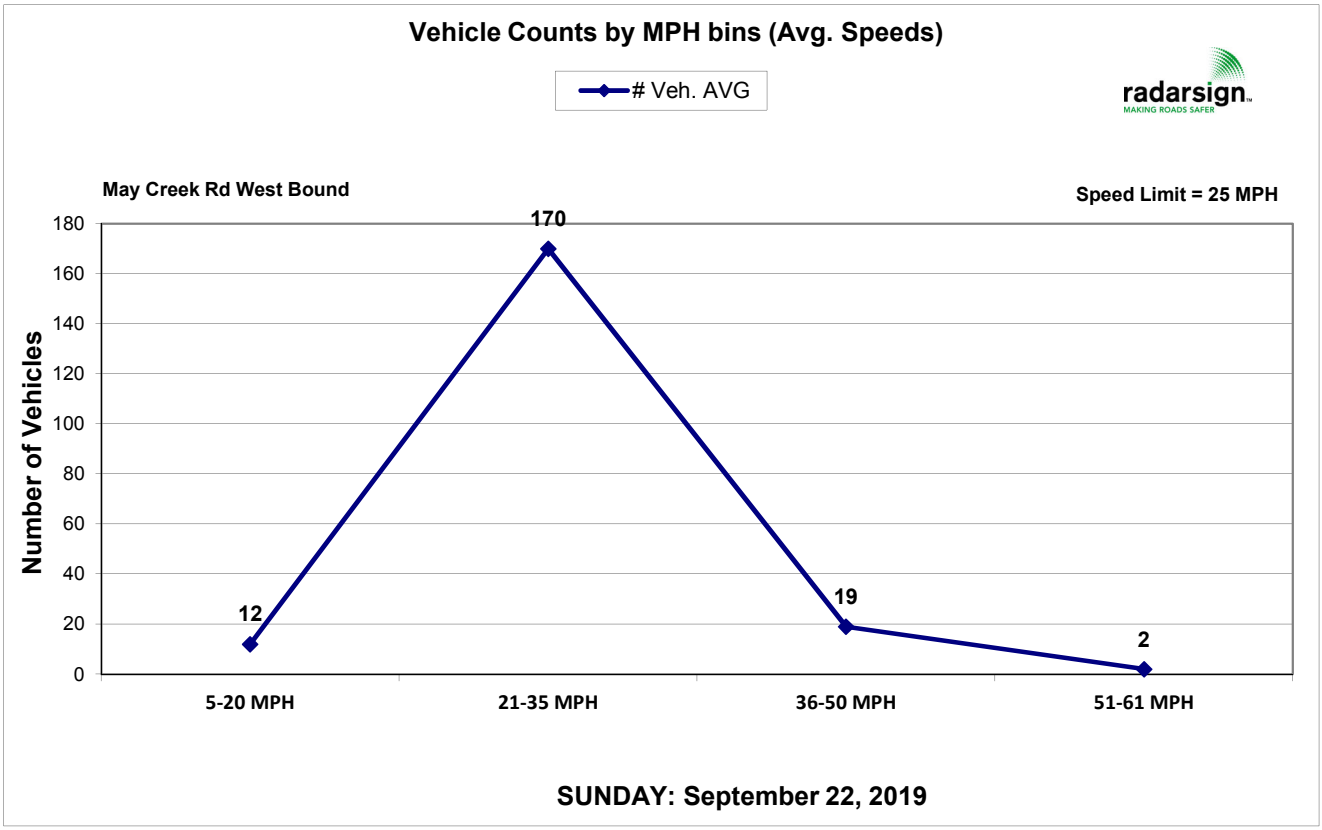
Vehicle Counts by MPH bins (Avg. Speeds)
Veh. AVG
radarsign
MAKING ROADS SAFER
May Creek Rd West Bound
Speed Limit = 25 MPH
Number of Vehicles
180
160
140
120
100
80
60
40
20
0
12
170
19
2
5-20 MPH
21-35 MPH
36-50 MPH
51-61 MPH
SUNDAY: September 22, 2019

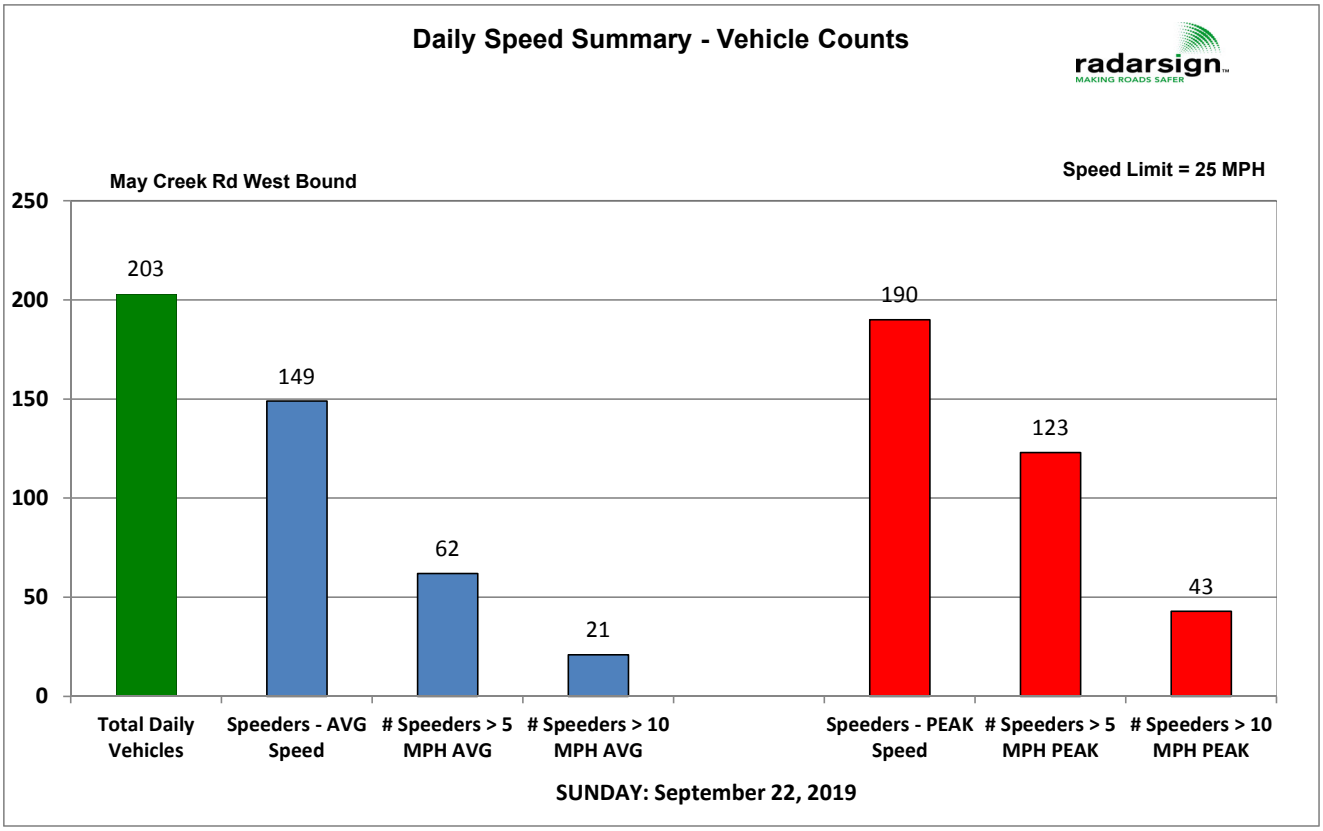
Daily Speed Summary - Vehicle Counts
radarsign
MAKING ROADS SAFER
May Creek Rd West Bound
Speed Limit = 25 MPH
250
200
150
100
50
0
203
149
62
21
190
123
43
Total Daily Vehicles
Speeders - AVG Speed
Speeders > 5 MPH AVG
Speeders > 10 MPH AVG
Speeders - PEAK Speed
Speeders > 5 MPH PEAK
Speeders > 10 MPH PEAK
SUNDAY: September 22, 2019