



Community First

Sheriff Ty Trenary

***City of Gold Bar
In Partnership With
Snohomish County
Sheriff's Office***



Mayor Bill Clem

Notable Events of April 2019

Gold Bar

- Gold Bar Case Reports: 4 Mental Health or Welfare Check, 2 Harassment, 1 Burglary, 1 Unlawful Dumping of Vehicle, 3 Drug Paraphernalia, 5 Warrant Arrest, 2 Suspicious, 2 Disturbance, 1 Animal Control, 1 Civil Matter, 1 Sex Offense, 2 Traffic Offense, 1 Found Property
- Warrant Arrest: Deputy Byrd was assisting Gold Bar units when he spotted a warrant suspect at the Family Grocer who lives off of Galena Rd. The suspect ran and deputies responded to flood the area. A reserve deputy spotted the suspect running north on 6th Street. Deputies surrounded the area and citizens alerted them to the man jumping fences from 7th to 8th and then onto 9th where deputies captured him in a yard at 9th and Linda.

Index

- Index Calls For Service: 1 Child Custody Dispute, 1 Vehicle Prowl Arrest, 1 911 Hang-up, 1 Junk Vehicle Inspection.

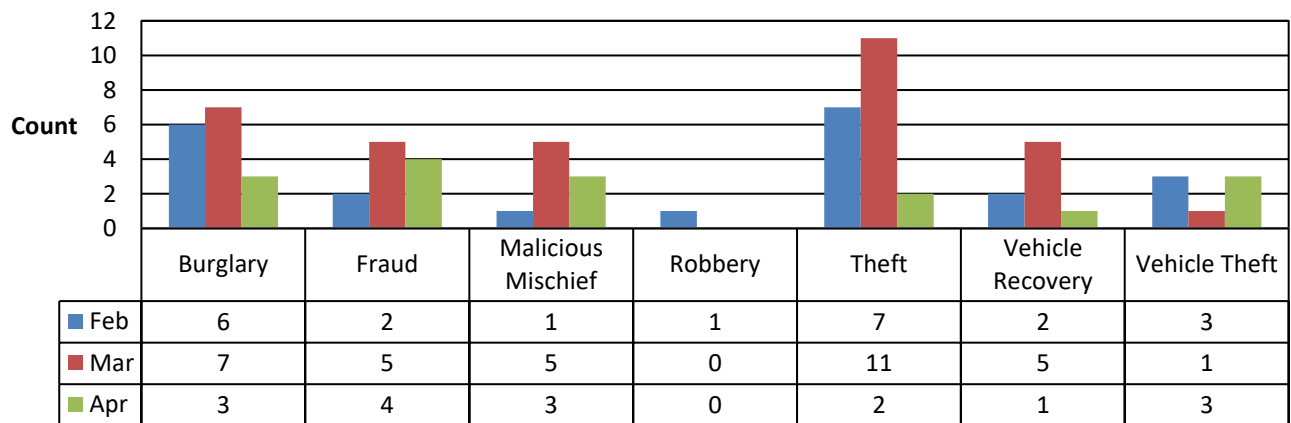
The following tables and charts compare incident types of service as reported for the Gold Bar Regional contract. This contract has an Originating Agency Identifier (ORI) of WA0311000.

Incident Call Source by Beat


Beat & Call Source	Feb	Mar	Apr	Totals
GBR	144	189	155	488
Officer-Initiated	54	94	65	213
911	90	95	90	275
K2	78	76	78	232
Officer-Initiated	25	23	18	66
911	53	53	60	166
K3	126	124	121	371
Officer-Initiated	41	38	19	98
911	85	86	102	273
IDX	34	45	46	125
Officer-Initiated	32	45	44	121
911	2	0	2	4
Other Beats	133	257	167	557
Officer-Initiated	81	155	86	322
911	50	102	80	232
	2	0	1	3
Totals	515	691	567	1773

A blank in the call source field indicates an unidentified source such as an online tip or crime report.

Gold Bar Region Property Crime Last 3 Months - All Dispositions



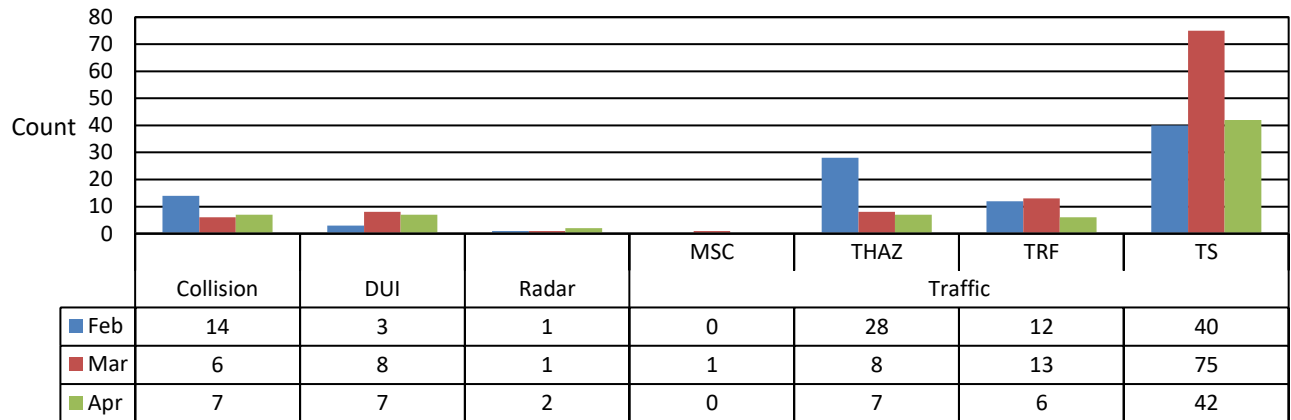
Gold Bar Region Property Crime Last 3 Months - Dispositions A, B, I & R



➤ Note: Dispositions for any given incident may be singular or multiple, in which case they are combined in the database. Dispositions represented here, other than “all”, are those singular values and the end disposition of any combined string of dispositions.

A = Arrest, B= Booking, I = Impounded and R= Case Report

Gold Bar Region Vehicle Incidents Last 3 Months - All Dispositions



MSC = Miscellaneous, THAZ = Traffic Hazard, TRF = Traffic Problem and TS = Traffic Stop

Tickets	Feb	Mar	Apr	Totals
Traffic	5	22	16	43
Traffic Problem	0	1	0	1
Traffic Stop	5	21	16	42
Totals	5	22	16	43

Incident Types – Past 3 Months

Incident Type	Feb	Mar	Apr	Totals
911	19	14	21	54
Abandoned Vehicle	5	6	5	16
Abuse of Person	0	1	1	2
Alarm	11	18	12	41
Animal	11	4	8	23
Assault	5	7	4	16
Assist	6	11	16	33
Attempt to Contact	2	1	0	3
Bomb	1	1	0	2
Burglary	6	7	3	16
Civil	19	17	35	71
Collision	14	6	7	27
COP	1	2	0	3
CPS	3	7	6	16
Death	1	2	2	5
Disturbance	10	24	14	48
Dive	0	1	0	1
DUI	3	8	7	18
DV	16	16	20	52
Fireworks	0	1	0	1
Follow Up	49	71	44	164
Foot	0	0	2	2
Fraud	2	5	4	11
Harassment	2	2	5	9
Information	2	3	6	11
Malicious Mischief	1	5	3	9
Mental	5	3	4	12
Noise Complaint	2	9	5	16
Nuisance	3	4	4	11
Order Violation	0	4	5	9
Ordinance Violation	0	1	1	2
Other	4	5	7	16
Paper Service	5	12	4	21
Parking	2	2	5	9
Person Lost/Found	1	5	7	13
Property Lost/Found	5	3	3	11
Public Assist	13	19	13	45
Pursuit	0	1	0	1
Radar	1	1	2	4
Robbery	1	0	0	1
Route	1	4	3	8
RSO	3	5	5	13
SAR	0	0	4	4

School	3	2	0	5
Search Warrant	4	2	1	7
Security Check	69	132	73	274
Sex Offense	0	0	1	1
Shots Heard	2	0	3	5
Special Ops	0	0	3	3
Substance Abuse	5	7	3	15
Suicide	3	2	3	8
Suspicious	61	86	93	240
Theft	7	11	2	20
Threat	2	1	3	6
Traffic	80	97	55	232
Trespass	4	6	4	14
Vehicle Recovery	2	5	1	8
Vehicle Theft	3	1	3	7
Warrant	21	15	15	51
Weapon	1	1	0	2
Welfare Check	13	5	7	25
Totals	515	691	567	1773

➤ All data was obtained through a LERMS Data Analysis and Mapping (DA&M) query.

Report presented by Gold Bar Chief of Police Sgt. David Casey
Table and charts compiled by Volunteer Ray Coleman