



Community First

**Sheriff Ty Trenary**

***City of Gold Bar  
In Partnership With  
Snohomish County  
Sheriff's Office***



**Mayor Bill Clem**

***Notable Events of February 2019***

***Gold Bar***

- Gold Bar Case Summary: 2 Assault, 1 Collision, 1 Robbery 1<sup>st</sup> Degree, 2 Burglary, 1 Malicious Mischief, 1 Mental Health, 1 Suspicious Circumstance, 1 Domestic Disturbance, 1 Traffic Offense, 1 Attempt to Elude Police Vehicle, 1 Warrant Arrest, 1 Vehicle Theft, 1 Vehicle Recovery.
- Emphasis Patrol: Deputies conducted a planned emphasis in Gold Bar to address crime, drugs and traffic safety in and around Gold Bar. The drug task force assisted, as well as SCSO K-9. We made several traffic stops for infractions such as running stop signs. We identified persons of interest during the planning and, based on this, actually stopped one Gold Bar man the day before the emphasis, netting significant quantity of drugs and cash. We've asked the prosecutor to charge him with possession with intent to deliver (drug dealing). During the emphasis we stopped one man for criminal traffic and applied a drug dog sniff to the outside of the car. The dog indicated on the car and it was seized for a search warrant for drugs, netting suspected Heroin. A man who has previously fled from police on an ATV fled from us during the emphasis. Not wishing to engage in a pursuit which can pose significant risk to the community, we asked the task force undercover units to follow and observe until he was off the vehicle, then apprehended him within seconds using the K-9 unit.

***Index***

- Index Incident Summary: 1 Subject Stop, 1 Traffic Stop, 1 Warrant Arrest, 1 Suspicious Person, 1 911 Hang-up. Your stats show a property complaint which was determined to be in the county and records have been corrected to prevent a billing error.

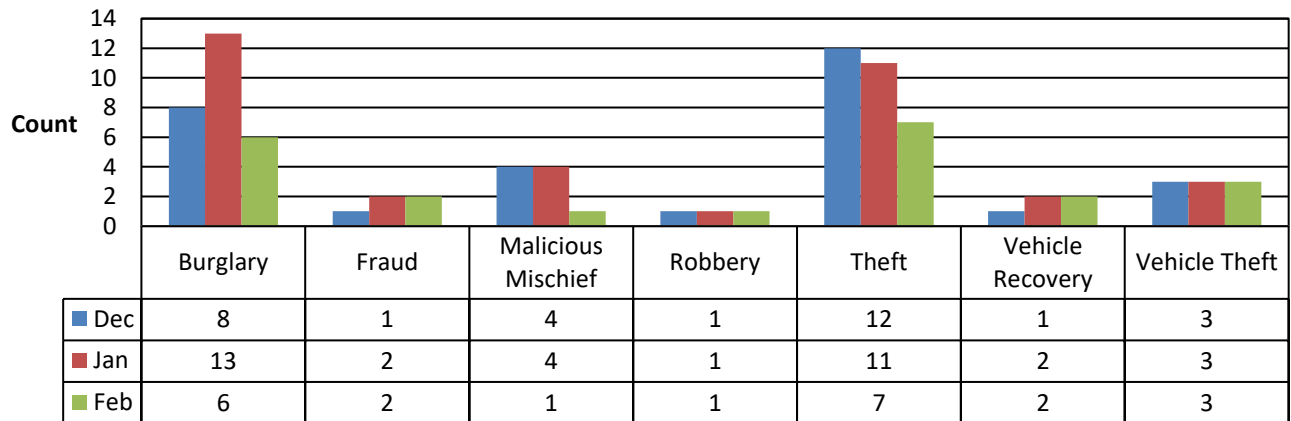
The following tables and charts compare incident types of service as reported for the Gold Bar Regional contract. This contract has an Originating Agency Identifier (ORI) of WA0311000.

### Incident Call Source by Beat

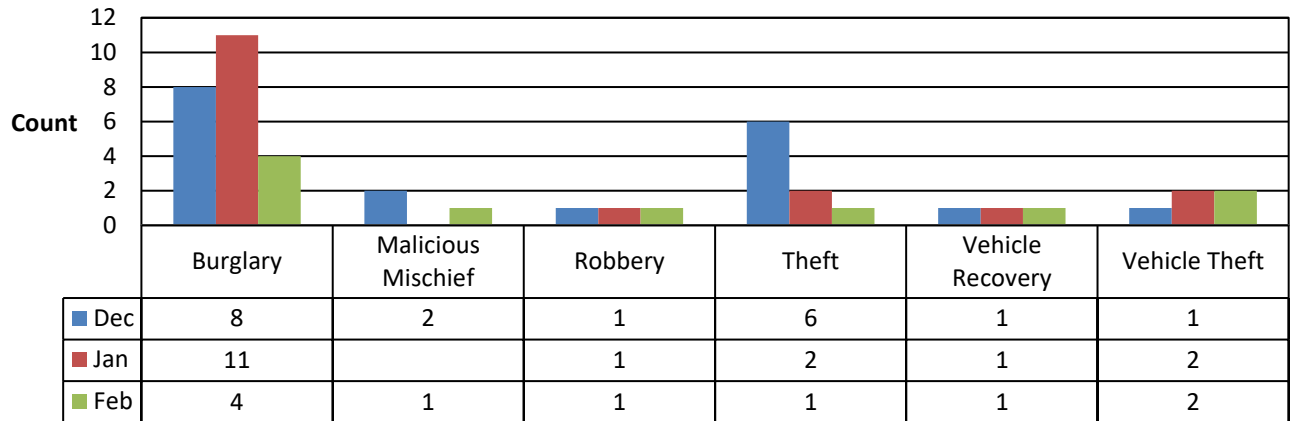
Beat & Call Source	Dec	Jan	Feb	Totals
GBR	146	166	144	456
911	85	81	90	256
Officer-Initiated	61	85	54	200
K2	47	68	78	193
911	28	48	53	129
Officer-Initiated	19	20	25	64
K3	113	161	126	400
911	91	120	85	296
Officer-Initiated	22	41	41	104
IDX	40	47	34	121
911	1	5	2	8
Officer-Initiated	39	42	32	113
Other Beats	193	208	133	534
	1	1	2	4
911	85	87	50	222
Officer-Initiated	107	120	81	308
Totals	539	650	515	1704

A blank in the call source field indicates an unidentified source such as an online tip or crime report.

### Gold Bar Region Property Crime Last 3 Months - All Dispositions



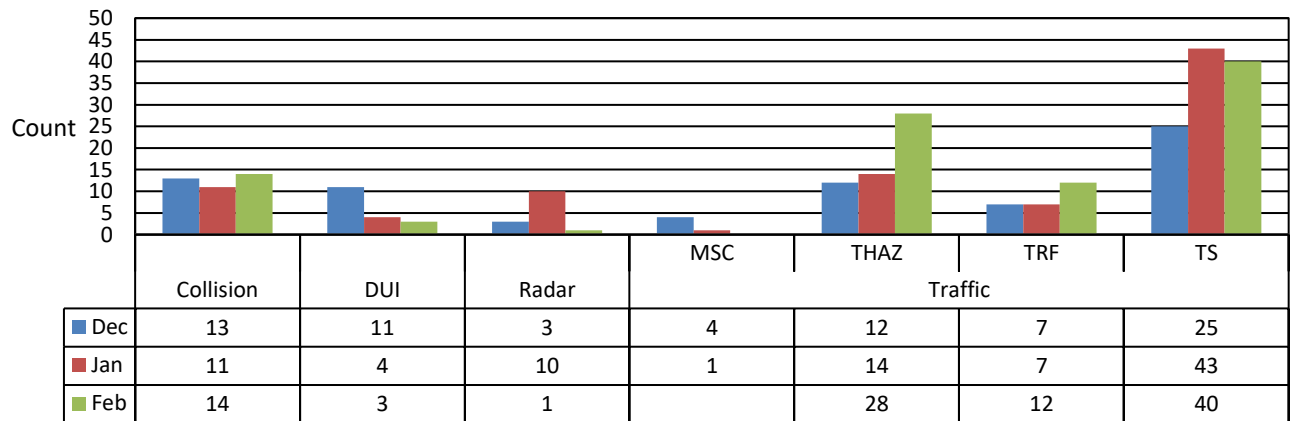
## Gold Bar Region Property Crime Last 3 Months - Dispositions A, B, I & R



➤ Note: Dispositions for any given incident may be singular or multiple, in which case they are combined in the database. Dispositions represented here, other than “all”, are those singular values and the end disposition of any combined string of dispositions.

A = Arrest, B= Booking, I = Impounded and R= Case Report

## Gold Bar Region Vehicle Incidents Last 3 Months - All Dispositions



MSC = Miscellaneous, THAZ = Traffic Hazard, TRF = Traffic Problem and TS = Traffic Stop

Tickets	Dec	Jan	Feb	Totals
Traffic Stop	1	8	5	14
Totals	1	8	5	14

## Incident Types – Past 3 Months

Incident Type	Dec	Jan	Feb	Totals
911	6	12	19	37
Abandoned Vehicle	3	6	5	14
Abuse of Person	1			1
Alarm	19	16	11	46
Animal	1	4	11	16
Assault	5	2	5	12
Assist	12	13	6	31
Attempt to Contact	4	3	2	9
Bomb			1	1
Burglary	8	13	6	27
Civil	16	31	19	66
Collision	13	11	14	38
COP	1	4	1	6
CPS	1	2	3	6
Death	6	4	1	11
Disturbance	19	12	10	41
Dive	1			1
DUI	11	4	3	18
DV	14	18	16	48
Fireworks	3			3
Follow Up	59	73	49	181
Fraud	1	2	2	5
Harassment	3	4	2	9
Information	2	6	2	10
Malicious Mischief	4	4	1	9
Mental	3	4	5	12
Noise Complaint	4	2	2	8
Nuisance	3	8	3	14
Order Violation	1			1
Ordinance Violation	1	4		5
Other	8	4	4	16
Paper Service	3	3	5	11
Parking	2		2	4
Person Lost/Found	3	4	1	8
Property Lost/Found	3	1	5	9
Public Assist	8	10	13	31
Radar	3	10	1	14
Robbery	1	1	1	3
Route		2	1	3
RSO	4	6	3	13
SAR	1			1
School	2	4	3	9
Search Warrant	2	2	4	8

Security Check	106	131	69	306
Shots Heard	2	1	2	5
Special Ops	1	1		2
Substance Abuse	1	5	5	11
Suicide	4	1	3	8
Suspicious	70	94	61	225
TFDrug		1		1
Theft	12	11	7	30
Threat		1	2	3
Traffic	48	65	80	193
Trespass	8	5	4	17
Vehicle Recovery	1	2	2	5
Vehicle Theft	3	3	3	9
Warrant	9	8	21	38
Weapon	1		1	2
Welfare Check	8	12	13	33
Totals	539	650	515	1704

➤ All data was obtained through a LERMS Data Analysis and Mapping (DA&M) query.

Report presented by Gold Bar Chief of Police Sgt. David Casey  
Table and charts compiled by Volunteer Ray Coleman