



Community First

City of Gold Bar In Partnership With Snohomish County Sheriff's Office



Sheriff Ty Trenary

Mayor Bill Clem

Notable Events of January 2019

- Case summary: 3 Suspicious Circumstance (1 is a possible ID theft and 1 is a possible Vehicle Theft or Fraud); 2 Traffic Crime referrals to the prosecutor; 2 Warrant Arrests; 1 Shoplift; 1 Drug Possession; 1 Death Investigation; 2 Burglaries (1 abandoned structure, and 1 storage building at a business closed for construction)
- A Gold Bar man is in custody for multiple offenses related to theft, vehicle prowl and vehicle theft. There are additional persons of interest in these cases across multiple jurisdictions (Gold Bar, Sultan, Monroe, Snohomish County, Everett) and the investigations continue.
- Gold Bar Region deputies are looking into allegations that *some* area businesses are operating without business licenses, a crime in the State of WA.

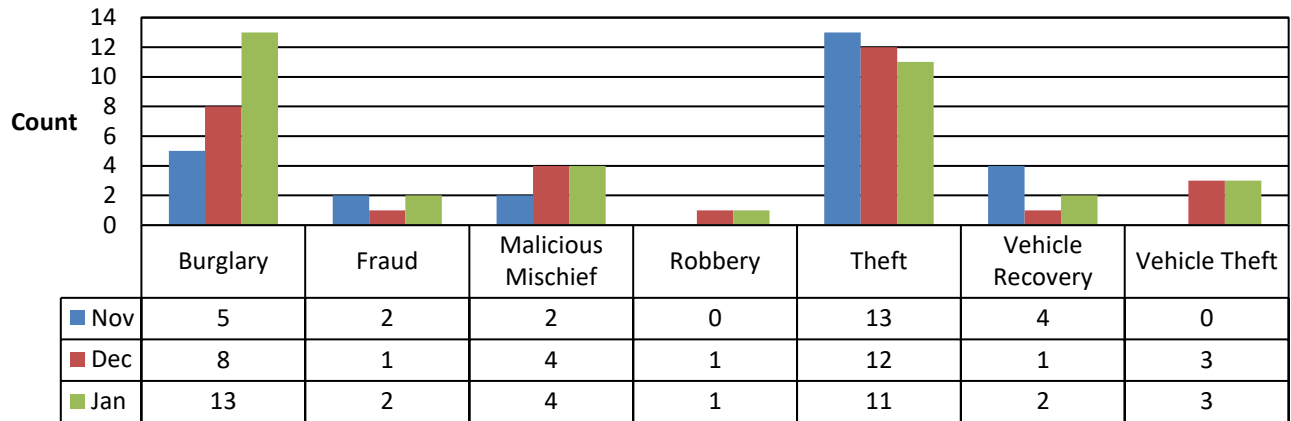
The following tables and charts compare incident types of service as reported for the Gold Bar Regional contract. This contract has an Originating Agency Identifier (ORI) of WA0311000.

Incident Call Source by Beat

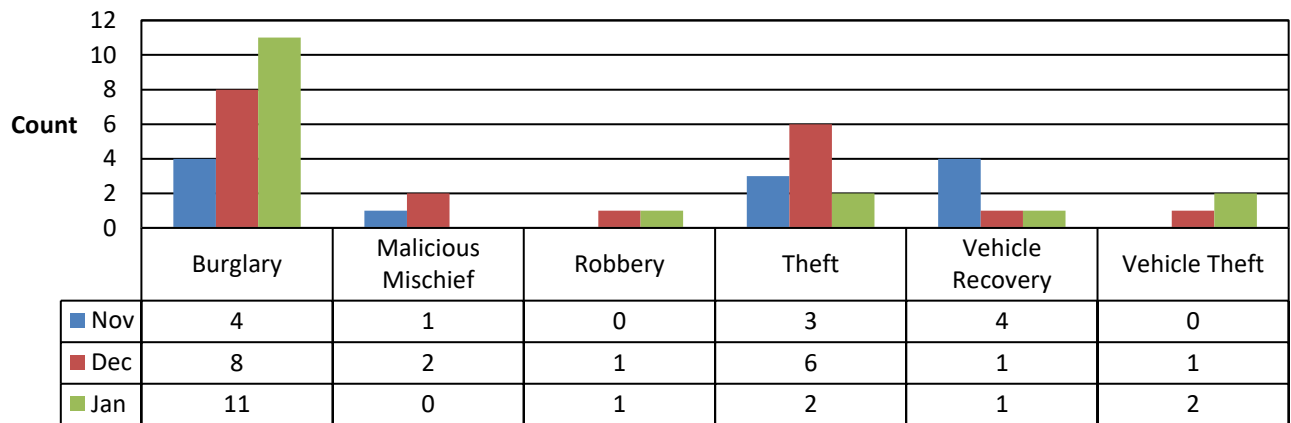
Beat & Call Source	Nov	Dec	Jan	Totals
GBR	119	146	166	431
911	79	85	81	245
Officer-Initiated	40	61	85	186
K2	74	47	68	189
911	48	28	48	124
Officer-Initiated	26	19	20	65
K3	116	113	161	390
911	94	91	120	305
Officer-Initiated	22	22	41	85
IDX	50	40	47	137
911	2	1	5	8
Officer-Initiated	48	39	42	129
Other Beats	143	193	208	544
	2	1	1	4
911	77	85	87	249
Officer-Initiated	64	107	120	291
Totals	502	539	650	1691

A blank in the call source field indicates an unidentified source such as an online tip or crime report.

Gold Bar Region Property Crime Last 3 Months - All Dispositions



Gold Bar Region Property Crime Last 3 Months - Dispositions A, B, I & R

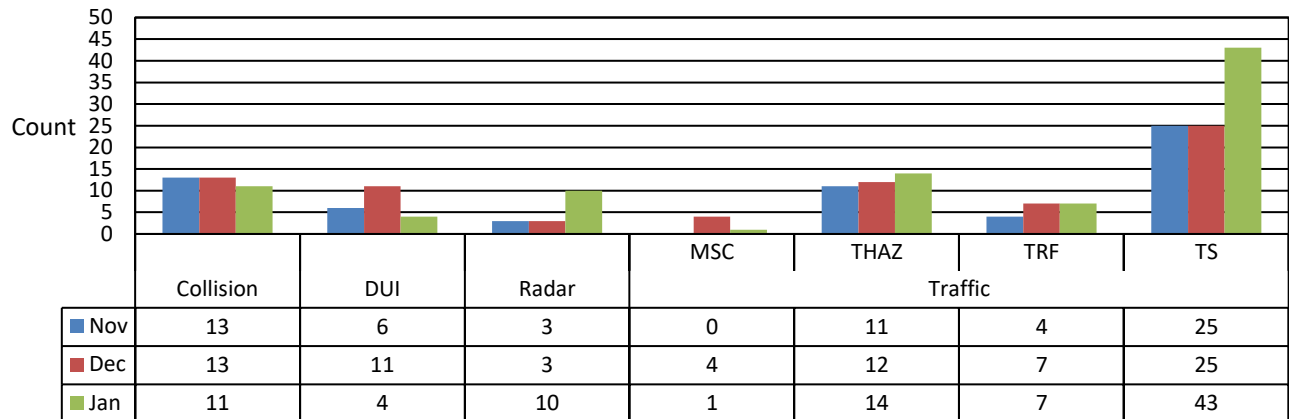


➤ Note: Dispositions for any given incident may be singular or multiple, in which case they are combined in the database. Dispositions represented here, other than “all”, are those singular values and the end disposition of any combined string of dispositions.

A = Arrest, B= Booking, I = Impounded and R= Case Report

Gold Bar Region Vehicle Incidents

Last 3 Months - All Dispositions



MSC = Miscellaneous, THAZ = Traffic Hazard, TRF = Traffic Problem and TS = Traffic Stop

Tickets	Nov	Dec	Jan	Totals
Traffic	3	1	8	12
Totals	3	1	8	12

Incident Types – Past 3 Months

Incident Type	Nov	Dec	Jan	Totals
911	6	6	12	24
Abandoned Vehicle	4	3	6	13
Abuse of Person	0	1	0	1
Alarm	17	19	16	52
Animal	6	1	4	11
Assault	5	5	2	12
Assist	18	12	13	43
Attempt to Contact	1	4	3	8
Burglary	5	8	13	26
Civil	18	16	31	65
Collision	13	13	11	37
COP	2	1	4	7
CPS	3	1	2	6
Death	0	6	4	10
Disturbance	16	19	12	47
Dive	0	1	0	1
DUI	6	11	4	21
DV	18	14	18	50

Fireworks	0	3	0	3
Follow Up	42	59	73	174
Fraud	2	1	2	5
Harassment	2	3	4	9
Information	1	2	6	9
Malicious Mischief	2	4	4	10
Mental	5	3	4	12
Noise Complaint	3	4	2	9
Nuisance	5	3	8	16
Order Violation	0	1	0	1
Ordinance Violation	1	1	4	6
Other	3	8	4	15
Paper Service	2	3	3	8
Parking	2	2	0	4
Person Lost/Found	0	3	4	7
Property Lost/Found	1	3	1	5
Public Assist	22	8	10	40
Radar	3	3	10	16
Robbery	0	1	1	2
Route	0	0	2	2
RSO	3	4	6	13
SAR	0	1	0	1
School	1	2	4	7
Search Warrant	0	2	2	4
Security Check	90	106	131	327
Shots Heard	3	2	1	6
Special Ops	0	1	1	2
Substance Abuse	5	1	5	11
Suicide	5	4	1	10
Suspicious	75	70	94	239
TFDrug	2	0	1	3
Theft	13	12	11	36
Threat	2	0	1	3
Traffic	40	48	65	153
Trespass	4	8	5	17
Vehicle Recovery	4	1	2	7
Vehicle Theft	0	3	3	6
Warrant	10	9	8	27
Weapon	0	1	0	1
Welfare Check	11	8	12	31
Totals	502	539	650	1691

➤ All data was obtained through a LERMS Data Analysis and Mapping (DA&M) query.

Report presented by Gold Bar Chief of Police Sgt. David Casey
Table and charts compiled by Volunteer Ray Coleman