



Community First

Sheriff Ty Trenary

***City of Gold Bar
In Partnership With
Snohomish County
Sheriff's Office***



Mayor Bill Clem

Notable Events of December 2018

Index

- Calls for service: 1 theft of fuel

Gold Bar

- Case reports: 2 Burglary, 2 Collision – Hit and Run, 1 Disturbance, 1 Domestic Disturbance, 1 Found Property, 2 Malicious Mischief, 1 Mental Health Referral, 1 Suspicious Circumstance, 1 Theft, 1 Theft of Firearm, 1 Vehicle Prowl, 1 Warrant Arrest
- Vehicle Prowl: Deputy Doersch investigated a vehicle prowling near 7th and Orchard where a wallet and iPhone were stolen. He tracked the suspects to other locations where crimes were committed in Sultan and Monroe and determined their vehicle matched the description of a stolen car out of Tacoma. The following day he and the Sultan Deputy located the suspects in their vehicle and, pursuant to a search warrant, arrested them for numerous crimes including theft, possession of stolen property, identity theft and possession of a stolen vehicle.
- Burglary arrest: Deputies investigated a burglary outside of town. During the investigation they located the suspect vehicle in Gold Bar, impounded it for a search warrant, and arrested the occupant. The stolen property was returned to the owner.
- Hit and Run: On New Year's Eve, a pickup driver failed to yield when turning left from Croft Ave onto 6th Street, striking a station wagon and injuring a woman and child within. The pickup driver fled on foot. The investigation revealed the identity of the woman driving the pickup. She was arrested and booked into jail for Hit and Run.

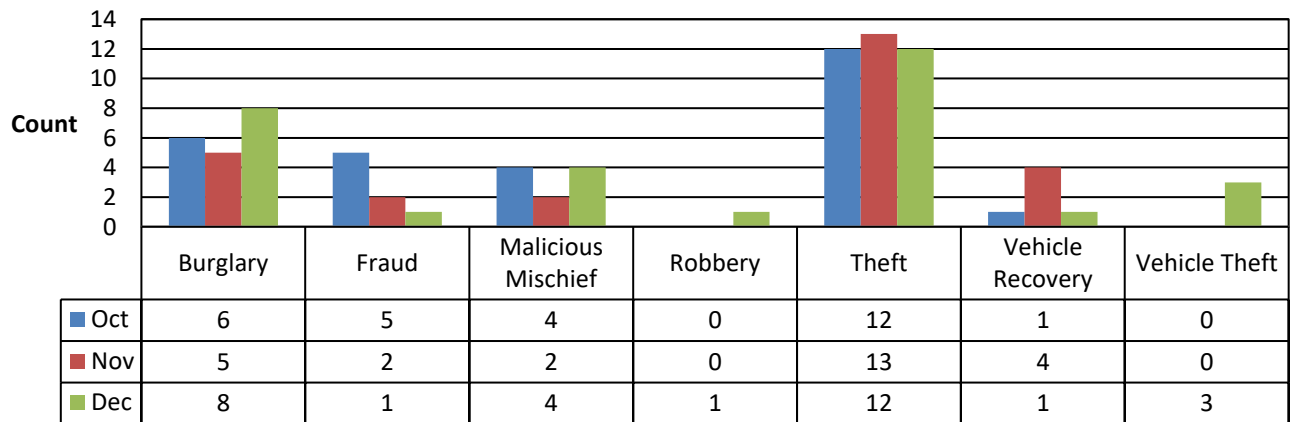
The following tables and charts compare incident types of service as reported for the Gold Bar Regional contract. This contract has an Originating Agency Identifier (ORI) of WA0311000.

Incident Call Source by Beat


Beat & Call Source	Oct	Nov	Dec	Totals
GBR	159	119	146	424
911	83	79	85	247
Officer-Initiated	76	40	61	177
K2	113	74	47	234
911	84	48	28	160
Officer-Initiated	29	26	19	74
K3	148	116	113	377
911	110	94	91	295
Officer-Initiated	38	22	22	82
IDX	48	50	40	138
911	1	2	1	4
Officer-Initiated	47	48	39	134
Other Beats	154	143	193	490
	2	2	1	5
911	64	77	85	226
Officer-Initiated	88	64	107	259
Totals	622	502	539	1663

A blank in the call source field indicates an unidentified source such as an online tip or crime report.

Gold Bar Region Property Crime Last 3 Months - All Dispositions



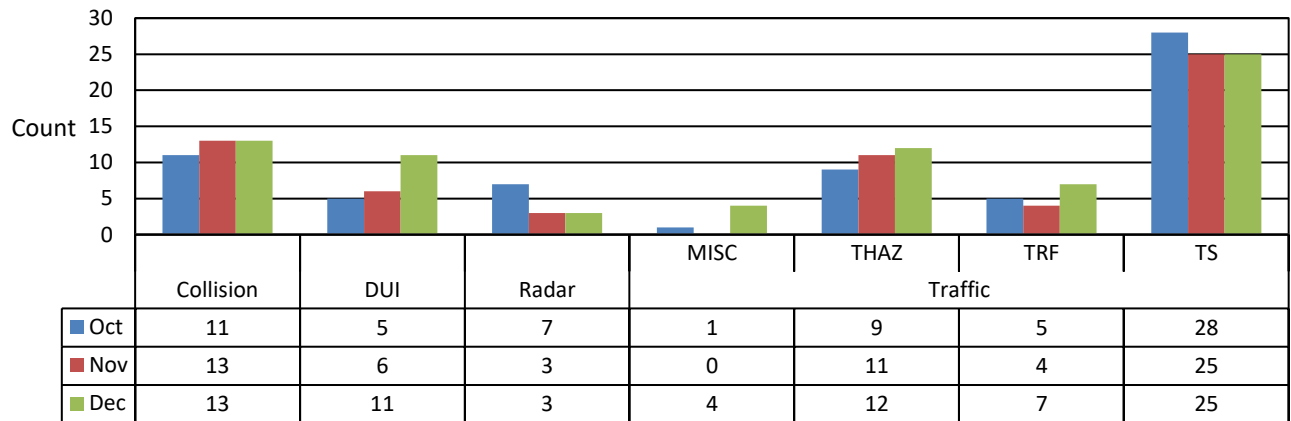
Gold Bar Region Property Crime Last 3 Months - Dispositions A, B, I & R



➤ Note: Dispositions for any given incident may be singular or multiple, in which case they are combined in the database. Dispositions represented here, other than “all”, are those singular values and the end disposition of any combined string of dispositions.

A = Arrest, B= Booking, I = Impounded and R= Case Report

Gold Bar Region Vehicle Incidents Last 3 Months - All Dispositions



MISC = Miscellaneous, THAZ = Traffic Hazard, TRF = Traffic Problem and TS = Traffic Stop

Tickets	Oct	Nov	Dec	Totals
Abandoned Vehicle	1	0	0	1
Collision	2	0	0	2
Traffic	4	3	1	8
Trespass	1	0	0	1
Totals	8	3	1	12

Incident Types – Past 3 Months

Incident Type	Oct	Nov	Dec	Totals
911	12	6	6	24
Abandoned Vehicle	6	4	3	13
Abuse of Person	1	0	1	2
Alarm	18	17	19	54
Animal	13	6	1	20
Assault	3	5	5	13
Assist	11	18	12	41
Attempt to Contact	0	1	4	5
Burglary	6	5	8	19
Civil	19	18	16	53
Collision	11	13	13	37
COP	4	2	1	7
CPS	2	3	1	6
Death	0	0	6	6
Disturbance	20	16	19	55
Dive	0	0	1	1
DUI	5	6	11	22
DV	14	18	14	46
Fireworks	0	0	3	3
Follow Up	58	42	59	159
Fraud	5	2	1	8
Harassment	4	2	3	9
Information	0	1	2	3
Malicious Mischief	4	2	4	10
Mental	0	5	3	8
Noise Complaint	12	3	4	19
Nuisance	10	5	3	18
Order Violation	8	0	1	9
Ordinance Violation	2	1	1	4
Other	8	3	8	19
Paper Service	6	2	3	11
Parking	1	2	2	5
Person Lost/Found	6	0	3	9
Property Lost/Found	3	1	3	7
Public Assist	19	22	8	49
Radar	7	3	3	13
Robbery	0	0	1	1
RSO	4	3	4	11
SAR	3	0	1	4
School	0	1	2	3
Search Warrant	2	0	2	4
Security Check	125	90	106	321

Sex Offense	1	0	0	1
Shots Heard	8	3	2	13
Special Ops	0	0	1	1
Substance Abuse	6	5	1	12
Suicide	1	5	4	10
Suspicious	78	75	70	223
TFDrug	0	2	0	2
Theft	12	13	12	37
Threat	1	2	0	3
Traffic	43	40	48	131
Trespass	8	4	8	20
Vehicle Recovery	1	4	1	6
Vehicle Theft	0	0	3	3
Warrant	11	10	9	30
Weapon	0	0	1	1
Welfare Check	20	11	8	39
Totals	622	502	539	1663

➤ All data was obtained through a LERMS Data Analysis and Mapping (DA&M) query.

Report presented by Gold Bar Chief of Police Sgt. David Casey
Table and charts compiled by Volunteer Ray Coleman