



Community First

Sheriff Ty Trenary

***City of Gold Bar
In Partnership With
Snohomish County
Sheriff's Office***



Mayor Bill Clem

Notable Events of October 2018

Index

- Incident Summary: 2 public assists, 1 911 hang-up. The listed COP is the Town Council Meeting.

Gold Bar

- Case Summary: 4 Domestic Disturbance, 2 Court Order Violation, 1 Burglary (possibly Domestic Violence Harassment), 1 Suspicious Circumstance, 1 Assist Other Law Enforcement Agency, 1 Check Welfare of Person, 1 ATV related Traffic Offense, 1 Missing Person, 1 CPS Referral, 1 Theft, 1 Found Property, 1 Drug Felony, 1 Assault non-felony.
- Arrest Summary: 3 cases referred to the prosecutor, one for Felony drugs and 2 for non-felony Domestic Violence; 1 booking for 2 non-felony Domestic Violence charges.
- Notable incident: Snohomish County Sheriff's Deputies assisted King County Sheriff's Deputies to follow up at Gold Bar Elementary School on a CPS complaint.

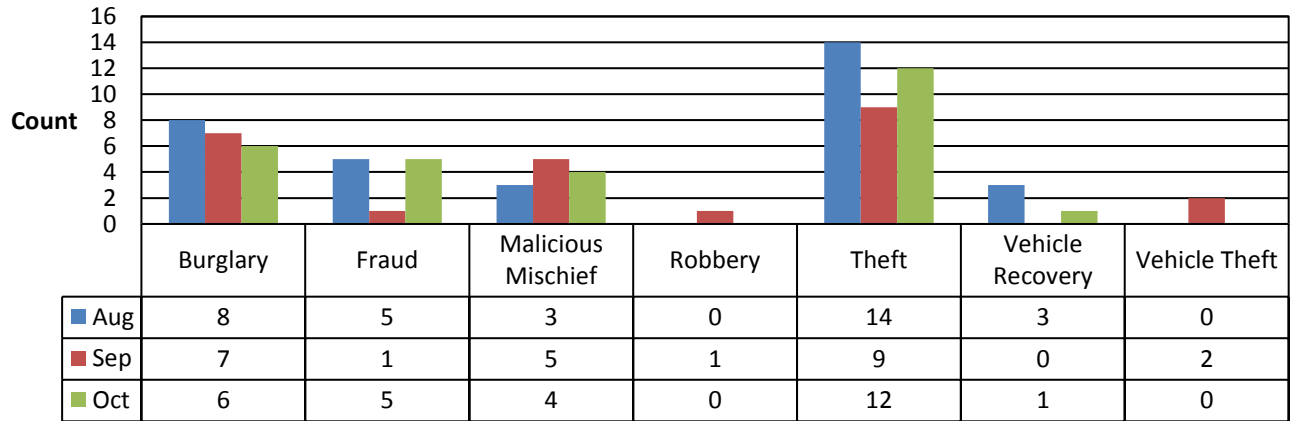
The following tables and charts compare incident types of service as reported for the Gold Bar Regional contract. This contract has an Originating Agency Identifier (ORI) of WA0311000.

Incident Call Source by Beat

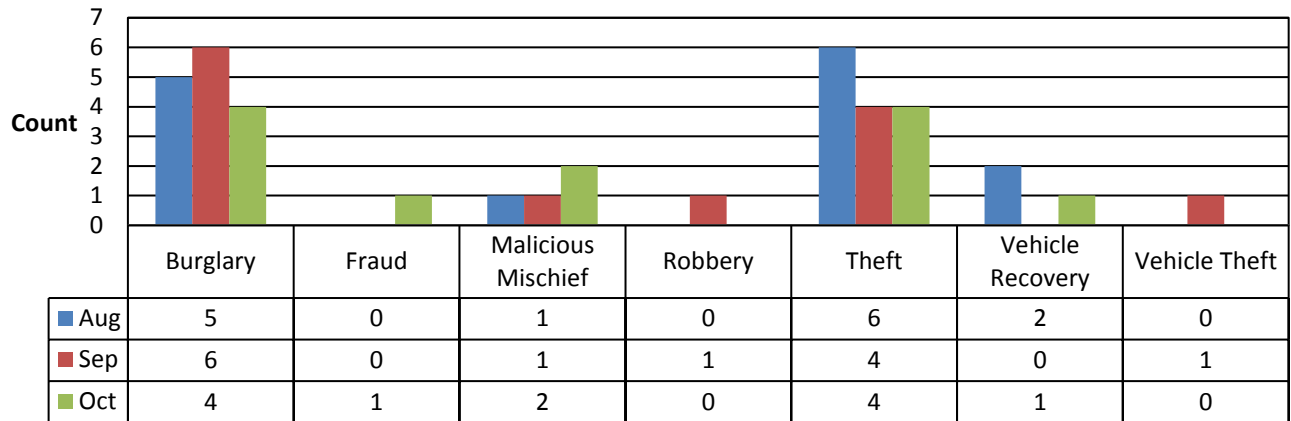
Beat & Call Source	Aug	Sep	Oct	Totals
GBR	181	166	159	506
911	103	95	83	281
Officer-Initiated	78	71	76	225
K2	109	100	113	322
911	93	71	84	248
Officer-Initiated	16	29	29	74
K3	159	176	148	483
911	119	137	110	366
Officer-Initiated	40	39	38	117
IDX	54	48	48	150
911	4	4	1	9
Officer-Initiated	50	44	47	141
Other Beats	201	208	154	563
	3	1	2	6
911	95	100	64	259
Officer-Initiated	103	107	88	298
Totals	704	698	622	2024

A blank in the call source field indicates an unidentified source such as an online tip or crime report.

Gold Bar Region Property Crime Last 3 Months - All Dispositions



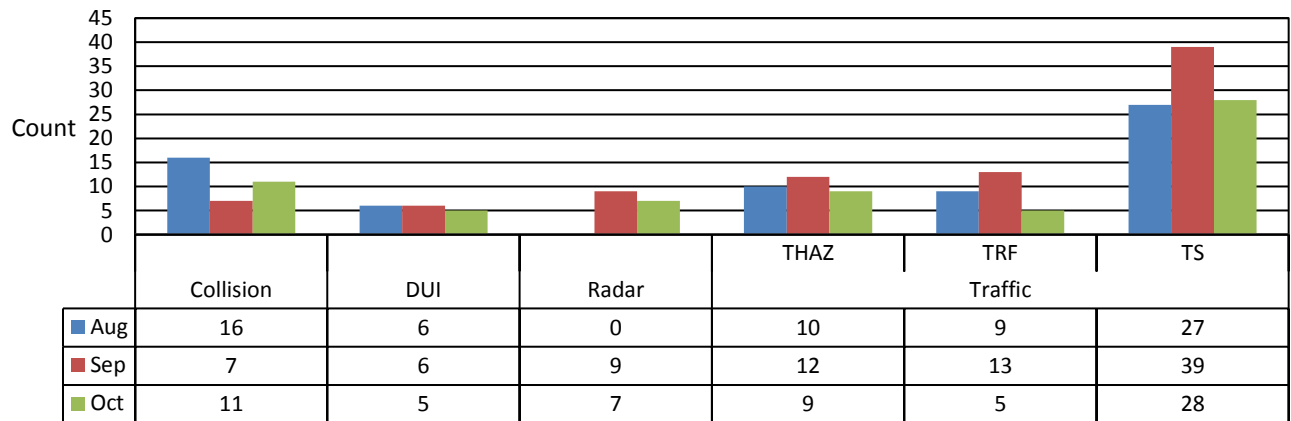
Gold Bar Region Property Crime Last 3 Months - Dispositions A, B, I & R



➤ Note: Dispositions for any given incident may be singular or multiple, in which case they are combined in the database. Dispositions represented here, other than “all”, are those singular values and the end disposition of any combined string of dispositions.

A = Arrest, B= Booking, I = Impounded and R= Case Report

Gold Bar Region Vehicle Incidents Last 3 Months - All Dispositions



THAZ = Traffic Hazard, TRF = Traffic Problem and TS = Traffic Stop.

Traffic Tickets	Aug	Sep	Oct	Totals
Collision	0	0	2	2
Traffic Stop	3	7	4	14
Totals	3	7	6	16

Incident Types – Past 3 Months

Incident Type	Aug	Sep	Oct	Totals
911	9	16	12	37
Abandoned Vehicle	5	10	6	21
Abuse of Person	2	1	1	4
Alarm	11	17	18	46
Animal	12	7	13	32
Assault	9	8	3	20
Assist	17	17	11	45
Burglary	8	7	6	21
Civil	23	27	19	69
Collision	16	7	11	34
COP	1	0	4	5
CPS	1	3	2	6
Disturbance	25	29	20	74
Dive	1	0	0	1
DUI	6	6	5	17
DV	23	16	14	53
Fireworks	2	0	0	2
Follow Up	76	89	58	223
Fraud	5	1	5	11
Harassment	8	4	4	16
Information	4	2	0	6
Malicious Mischief	3	5	4	12
Mental	2	0	0	2
Noise Complaint	5	12	12	29
Nuisance	11	12	10	33
Order Violation	7	3	8	18
Ordinance Violation	7	1	2	10
Other	11	4	8	23
Paper Service	4	7	6	17
Parking	2	1	1	4
Person Lost/Found	7	5	6	18
Property Lost/Found	1	2	3	6
Public Assist	28	19	19	66
Radar	0	9	7	16
Robbery	0	1	0	1
RSO	14	0	4	18
SAR	3	2	3	8
Search Warrant	1	0	2	3
Security Check	101	121	125	347
Sex Offense	0	0	1	1
Shots Heard	5	7	8	20
Special Ops	3	1	0	4
Substance Abuse	6	8	6	20

Suicide	6	4	1	11
Suspicious	99	83	78	260
Theft	14	9	12	35
Threat	1	2	1	4
Traffic	46	66	43	155
Trespass	24	12	8	44
Vehicle Recovery	3	0	1	4
Vehicle Theft	0	2	0	2
Warrant	17	17	11	45
Welfare Check	9	16	20	45
Totals	704	698	622	2024

➤ All data was obtained through a LERMS Data Analysis and Mapping (DA&M) query.

Report presented by Gold Bar Chief of Police Sgt. David Casey
Table and charts compiled by Volunteer Ray Coleman