



Community First

Sheriff Ty Trenary

***City of Gold Bar
In Partnership With
Snohomish County
Sheriff's Office***



Mayor Bill Clem

Notable Events of September 2018

Index

- Index incident summary: 1 911 hang-up, 1 Civil matter, 1 Suspicious Vehicle, 1 Threats complainit, 1 Violation of No-Contact Order
- Threats: A citizen in town complained that a male, possibly armed with a pistol, threatened to shoot her and her dog. Deputies located a possible suspect vehicle but confirmed that it was not involved. No suspect located.
- Violation of No-Contact Order: Deputies responded to a months cold Index complaint of a violation of a no-contact order for which arrest is mandatory regardless of delay. Deputies located a suspect south of Everett and booked him into the Snohomish County Jail.

Gold Bar

- Gold Bar case summary: 1 Animal abuse, 4 Burglaries, 1 CPS complaint, 3 Domestic disturbances, 1 Harassment, 1 Narcotic arrest, 1 Theft, 1 Vehicle Prowl, 3 Warrant arrests.
- Burglaries: Tools were stolen from a vacant house under construction/remodel. Tools were stolen from a storage shed. 4 Juveniles were detained in an abandoned/bank-owned house. Jewelry and household items were stolen from a residence. We are developing leads on one of the burglaries.
- Park Checks: Since updating our park ordinance and instituting routine/regular park checks for Gold Bar deputies, we've seen fewer subjects sleeping/camping in the parks, fewer people in parks after hours, and have made some arrests which are having an impact on the vagrancy issues. Deputy Doersch recently contacted one subject on a park check who had an outstanding warrant and was discovered to be in possession of methamphetamine when he was searched at the jail.

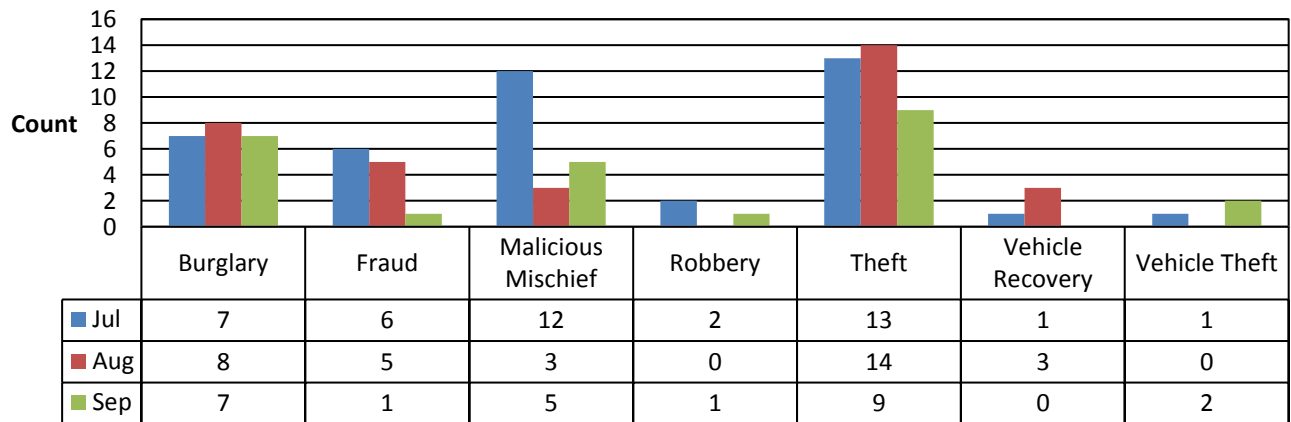
The following tables and charts compare incident types of service as reported for the Gold Bar Regional contract. This contract has an Originating Agency Identifier (ORI) of WA0311000.

Incident Call Source by Beat

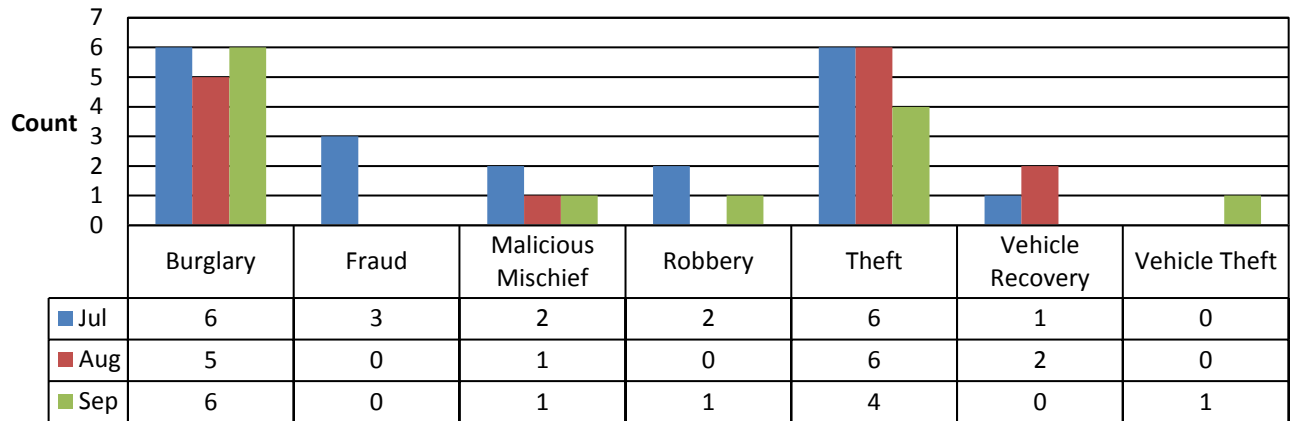
Beat & Call Source	Jul	Aug	Sep	Totals
GBR	197	181	166	544
911	123	103	95	321
Officer-Initiated	74	78	71	223
K2	101	109	100	310
911	77	93	71	241
Officer-Initiated	24	16	29	69
K3	182	159	176	517
911	143	119	137	399
Officer-Initiated	39	40	39	118
IDX	61	54	48	163
911	7	4	4	15
Officer-Initiated	54	50	44	148
Other Beats	179	201	208	588
	1	3	1	5
911	86	95	100	281
Officer-Initiated	92	103	107	302
Totals	720	704	698	2122

A blank in the call source field indicates an unidentified source such as an online tip or crime report.

Gold Bar Region Property Crime Last 3 Months - All Dispositions



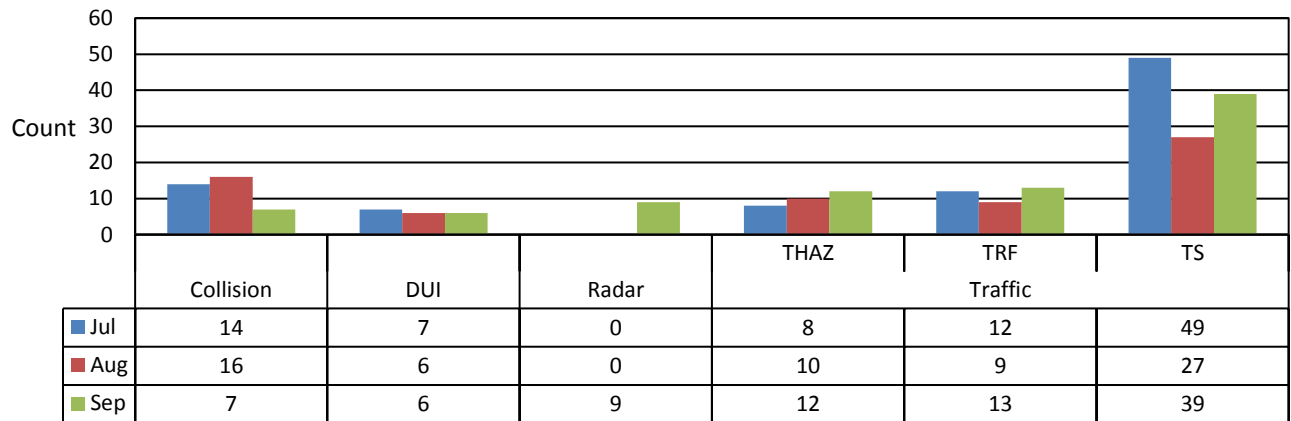
Gold Bar Region Property Crime Last 3 Months - Dispositions A, B, I & R



➤ Note: Dispositions for any given incident may be singular or multiple, in which case they are combined in the database. Dispositions represented here, other than “all”, are those singular values and the end disposition of any combined string of dispositions.

A = Arrest, B= Booking, I = Impounded and R= Case Report

Gold Bar Region Vehicle Incidents Last 3 Months - All Dispositions



THAZ = Traffic Hazard, TRF = Traffic Problem and TS = Traffic Stop.

Traffic Tickets	Jul	Aug	Sep	Totals
Radar	0	0	0	0
Traffic Stop	5	3	7	15
Totals	5	3	7	15

Incident Types – Past 3 Months

Incident Type	Jul	Aug	Sep	Totals
911	16	9	16	41
Abandoned Vehicle	12	5	10	27
Abuse of Person	1	2	1	4
Alarm	18	11	17	46
Animal	10	12	7	29
Assault	7	9	8	24
Assist	15	17	17	49
Attempt to Contact	1	0	0	1
Attempt to Locate	2	0	0	2
Burglary	7	8	7	22
Civil	26	23	27	76
Collision	14	16	7	37
COP	1	1	0	2
CPS	5	1	3	9
Death	1	0	0	1
Disturbance	20	25	29	74
Dive	2	1	0	3
DUI	7	6	6	19
DV	26	23	16	65
Fireworks	10	2	0	12
Follow Up	75	76	89	240
Fraud	6	5	1	12
Harassment	4	8	4	16
Information	5	4	2	11
Malicious Mischief	12	3	5	20
Mental	5	2	0	7
Noise Complaint	10	5	12	27
Nuisance	13	11	12	36
Order Violation	3	7	3	13
Ordinance Violation	5	7	1	13
Other	8	11	4	23
Paper Service	0	4	7	11
Parking	3	2	1	6
Person Lost/Found	9	7	5	21
Property Lost/Found	7	1	2	10
Public Assist	15	28	19	62
Radar	0	0	9	9
Robbery	2	0	1	3
RSO	2	14	0	16
SAR	10	3	2	15
Search Warrant	0	1	0	1
Security Check	109	101	121	331
Shots Heard	2	5	7	14

Special Ops	2	3	1	6
Substance Abuse	4	6	8	18
Suicide	4	6	4	14
Suspicious	83	99	83	265
Theft	13	14	9	36
Threat	1	1	2	4
Traffic	71	46	66	183
Trespass	16	24	12	52
Vehicle Recovery	1	3	0	4
Vehicle Theft	1	0	2	3
Warrant	5	17	17	39
Weapon	1	0	0	1
Welfare Check	12	9	16	37
Totals	720	704	698	2122

- All data was obtained through a LERMS Data Analysis and Mapping (DA&M) query.

Report presented by Gold Bar Chief of Police Sgt. David Casey
Table and charts compiled by Volunteer Ray Coleman