



Community First

Sheriff Ty Trenary

***City of Gold Bar
In Partnership With
Snohomish County
Sheriff's Office***



Mayor Bill Clem

Notable Events of May 2018

Index

- DUI Collision – a vehicle struck the county bridge entering Index and the driver was not at the scene when deputies arrived. Deputies located an arrested the man in Index for DUI.
- Welfare check – Deputies conducted a welfare check on three children from King County who were staying with an acquaintance in town. The investigation has been referred to CPS and the King County Sheirff's Office.
- Incident summary: 1 CPS referral, 1 DUI arrest (county collision), 1 Public assist, 2 Civil disputes, 1 Suspicious person/prowler, 1 911 hang-up.

Gold Bar

- Burglaries – Two burglaries were reported in May, both with stolen firearms. In one, the guns were in a lightweight safe and the burglars took the entire safe. The M.O. matches burglaries occurring near Gold Bar in the county. One suspect, arrested this week for a county burglary, has been identified as the suspect in a Gold Bar Burglary from December 2017 and charges are being referred. A second person of interest has been identified.
- Case summary: 2 Burglaries/stolen guns, 1 Disturbance, 1 Domestic Violence arrest, 2 Drug arrests for possession with intent to deliver, 1 Malicious Mischief, 1 Runaway, 1 Theft, 1 Traffic Complaint

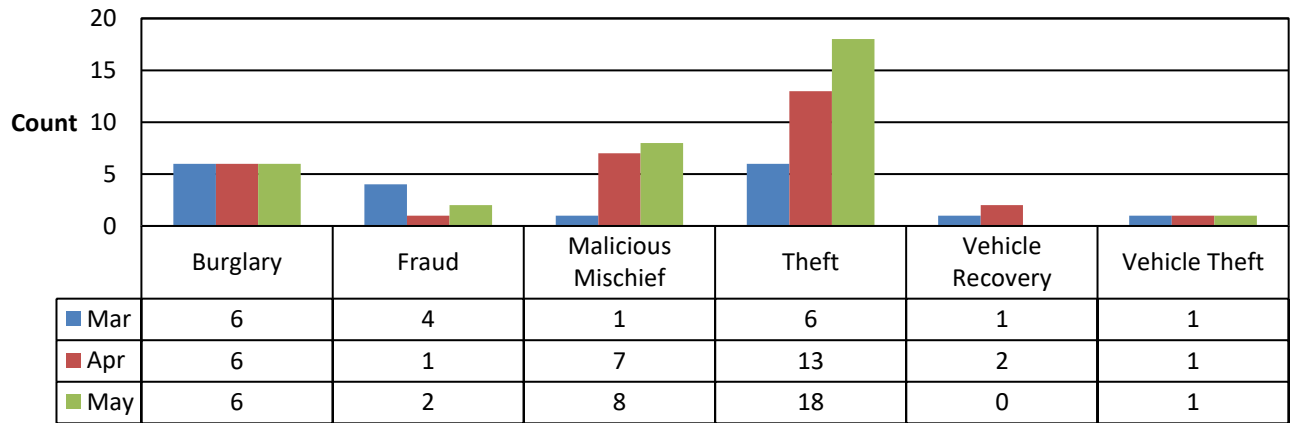
The following tables and charts compare incident types of service as reported for the Gold Bar Regional contract. This contract has an Originating Agency Identifier (ORI) of WA0311000.

Incident Call Source by Beat

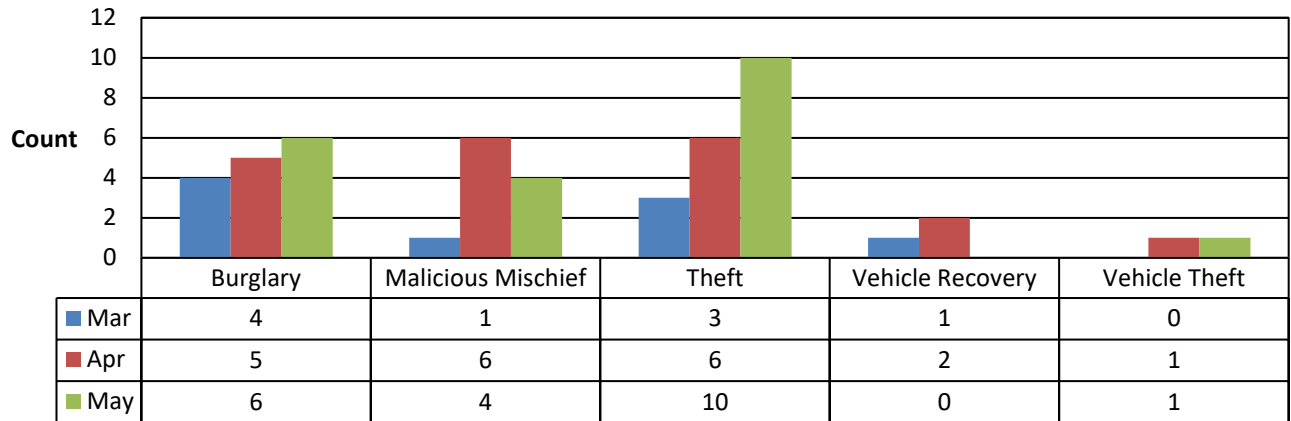
Beat & Call Source	Mar	Apr	May	Totals
GBR	144	123	147	414
911	101	82	94	277
Officer-Initiated	43	41	53	137
K2	73	92	78	243
911	58	71	63	192
Officer-Initiated	15	21	15	51
K3	155	157	208	520
911	126	118	142	386
Officer-Initiated	29	39	66	134
Other Beats	187	180	206	573
	0	2	0	2
911	71	60	73	204
Officer-Initiated	116	118	133	367
Totals	559	552	639	1750

A blank in the call source field indicates an unidentified source such as an online tip or crime report.

Gold Bar Region Property Crime Last 3 Months - All Dispositions



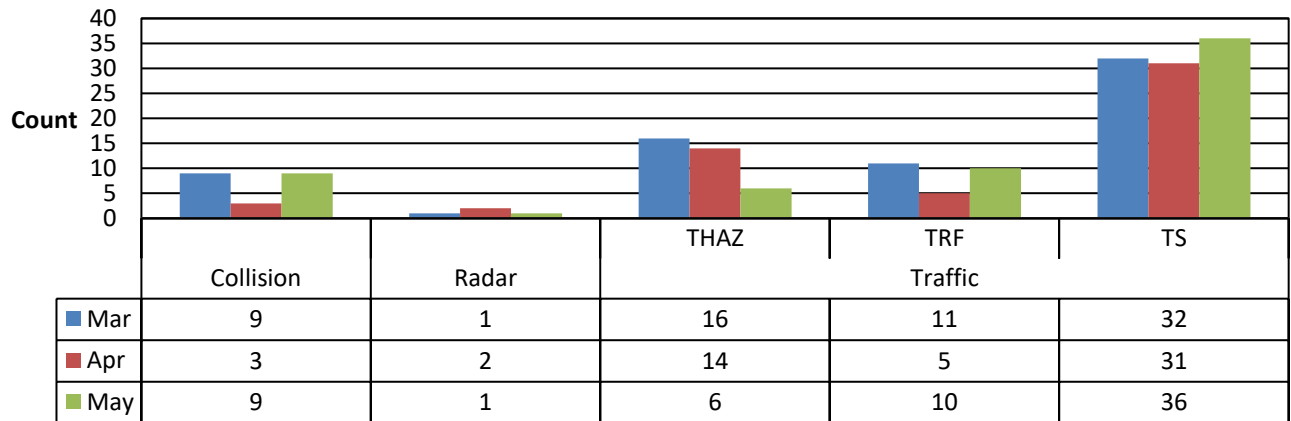
Gold Bar Region Property Crime Last 3 Months - Dispositions A, B, I & R



➤ Note: Dispositions for any given incident may be singular or multiple, in which case they are combined in the database. Dispositions represented here, other than “all”, are those singular values and the end disposition of any combined string of dispositions.

A = Arrest, B= Booking, I = Impounded and R= Case Report

Gold Bar Region Traffic Incidents Last Three Months - All Dispositions



THAZ = Traffic Hazard, TRF = Traffic Problem and TS = Traffic Stop.

Traffic Tickets	Mar	Apr	May	Totals
Traffic Stop	10	6	8	24

Incident Types – Past 3 Months

Incident Type	Mar	Apr	May	Totals
911	9	7	16	32
Abandoned Vehicle	8	12	11	31
Abuse of Person	0	1	1	2
Alarm	11	8	16	35
Animal	8	5	3	16
Assault	8	10	7	25
Assist	12	9	20	41
Attempt to Contact	1	0	0	1
Burglary	6	6	6	18
Civil	24	20	15	59
Collision	9	3	9	21
COP	0	4	2	6
CPS	1	9	1	11
Death	1	1	1	3
Disturbance	20	27	16	63
Dive	0	1	1	2
DUI	8	6	8	22
DV	22	10	12	44
Fireworks	1	1	1	3
Follow Up	64	50	94	208
Fraud	4	1	2	7
Harassment	5	4	6	15
Information	1	4	2	7
Malicious Mischief	1	7	8	16
Mental	3	1	2	6
Noise Complaint	5	8	7	20
Nuisance	6	7	5	18
Order Violation	5	3	2	10
Ordinance Violation	2	2	0	4
Other	12	11	4	27
Paper Service	3	0	2	5
Parking	2	3	7	12
Person Lost/Found	7	4	7	18
Property Lost/Found	2	5	5	12
Public Assist	21	20	19	60
Radar	1	2	1	4
RSO	1	0	2	3
SAR	0	2	0	2
School	1	0	1	2
Search Warrant	1	0	1	2
Security Check	74	81	88	243
Sex Offense	0	0	1	1
Shots Heard	4	3	5	12

Substance Abuse	7	8	6	21
Suicide	5	5	4	14
Suspicious	68	77	98	243
Theft	6	13	18	37
Threat	3	2	1	6
Traffic	59	51	53	163
Trespass	10	13	8	31
Vehicle Recovery	1	2	0	3
Vehicle Theft	1	1	1	3
Warrant	14	14	15	43
Weapon	0	0	1	1
Welfare Check	11	8	16	35
Incident Cancelled	0	0	1	1
Totals	559	552	639	1750

➤ All data was obtained through a LERMS Data Analysis and Mapping (DA&M) query.

Report presented by Gold Bar Chief of Police Sgt. David Casey
Table and charts compiled by Volunteer Ray Coleman