



Community First

Sheriff Ty Trenary

***City of Gold Bar
In Partnership With
Snohomish County
Sheriff's Office***



Mayor Bill Clem

Notable Events of April 2018

- Case summary: 2 Abandoned Vehicle Impound, 1 Arson, 1 Assault on Police, 1 Civil Dispute, 2 Disturbance, 1 Drug Paraphernalia Possession, 1 DUI, 3 Found Property, 2 Malicious Mischief, 1 Mental Health Referral, 1 Runaway, 2 Suspicious Circumstance, 4 Theft, 1 Trespass, 1 Violation Court Order, 1 Warrant Arrest.
- Drowning: A 30 year old woman from unincorporated Bothell was found by hikers, deceased, in a pool below Middle Falls at Wallace Falls State Park. Fire, Search and Rescue and Sheriff's personnel recovered the body.
- Drowning: A 22 year old woman from unincorporated Monroe was with friends on Young's Creek near Cedar Ponds Road when she slipped and fell into the falls. Fire, Search and Rescue and Sheriff's personnel searched for 2 days with no success. Search and Rescue personnel located and recovered the body a few days later.
- Assist to City Officials: City personnel requested assistance from deputies with several code violations within Gold Bar. Deputies have tagged several unlawfully parked, abandoned, unlicensed and/or junk vehicles on city right-of-way. Deputies impounded one using private tow and one using Snohomish County Solid Waste.
- Parking: Deputies have checked Ley Rd for parking violations several times. Although other issues have been identified, there were no vehicles parked in the posted "no-parking" zones at the time of the checks. We continue to work with fire officials and county roads to resolve parking issues on May Creek Road just outside of Gold Bar.
- Railroad Property: Railroad police, assisted by deputies when needed, have begun an effort to evict squatters and clean out the encampments on the railroad land between the tracks and the river south of Nugget Rd. We remind residents that the railroad tracks and their land south of the tracks are private property and trespassers may be criminally cited if entering onto railroad land without permission.

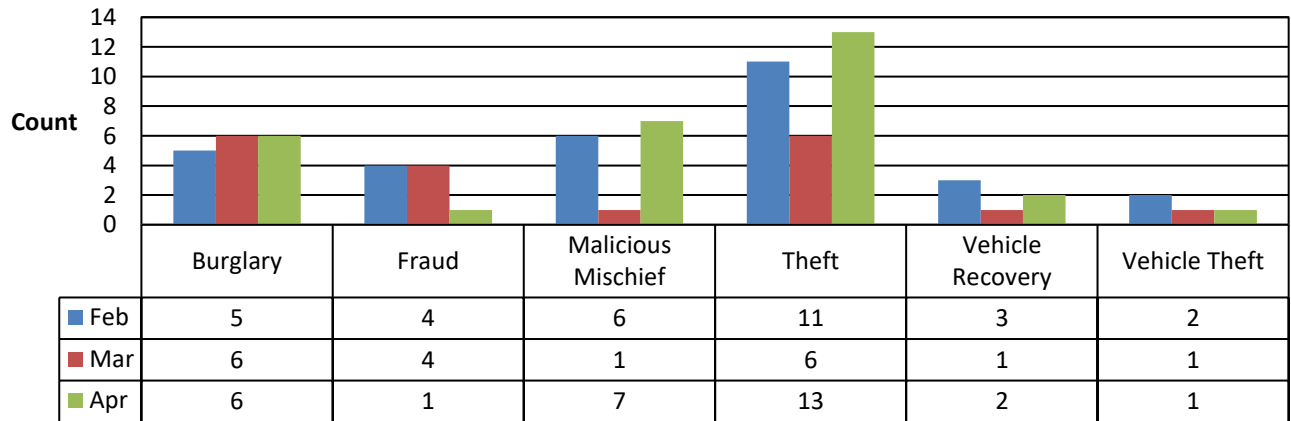
The following tables and charts compare incident types of service as reported for the Gold Bar Regional contract. This contract has an Originating Agency Identifier (ORI) of WA0311000.

Incident Call Source by Beat


Beat & Call Source	Feb	Mar	Apr	Totals
GBR	126	144	123	393
911	80	101	82	263
Officer-Initiated	46	43	41	130
K2	60	73	92	225
911	40	58	71	169
Officer-Initiated	20	15	21	56
K3	123	155	157	435
911	92	126	118	336
Officer-Initiated	31	29	39	99
Other Beats	189	187	180	556
	1	0	2	3
911	73	71	60	204
Officer-Initiated	115	116	118	349
Totals	498	559	552	1609

A blank in the call source field indicates an unidentified source such as an online tip or crime report.

Gold Bar Region Property Crime Last 3 Months - All Dispositions



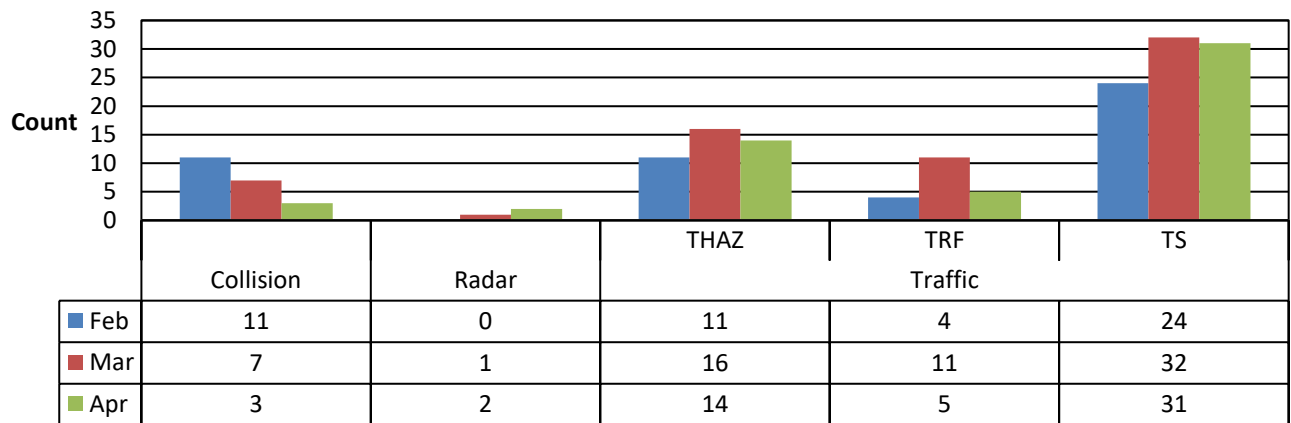
Gold Bar Region Property Crime Last 3 Months - Dispositions A, B, I & R



➤ Note: Dispositions for any given incident may be singular or multiple, in which case they are combined in the database. Dispositions represented here, other than “all”, are those singular values and the end disposition of any combined string of dispositions.

A = Arrest, B= Booking, I = Impounded and R= Case Report

Gold Bar Region Traffic Incidents Last Three Months - All Dispositions



THAZ = Traffic Hazard, TRF = Traffic Problem and TS = Traffic Stop.

Traffic Tickets	Feb	Mar	Apr	Totals
Traffic Stop	4	10	6	20

Incident Types – Past 3 Months

Incident Type	Feb	Mar	Apr	Totals
911	7	9	7	23
Abandoned Vehicle	10	8	12	30
Abuse of Person	1	0	1	2
Alarm	9	11	8	28
Animal	2	8	5	15
Assault	2	8	10	20
Assist	13	12	9	34
Attempt to Contact	0	1	0	1
Burglary	5	6	6	17
Civil	9	24	20	53
Collision	11	9	3	23
COP	2	0	4	6
CPS	4	1	9	14
Death	1	1	1	3
Disturbance	14	20	27	61
Dive	0	0	1	1
DUI	4	8	6	18
DV	12	22	10	44
Fireworks	0	1	1	2
Follow Up	50	64	50	164
Fraud	4	4	1	9
Harassment	4	5	4	13
Information	1	1	4	6
Malicious Mischief	6	1	7	14
Mental	0	3	1	4
Noise Complaint	1	5	8	14
Nuisance	1	6	7	14
Order Violation	4	5	3	12
Ordinance Violation	2	2	2	6
Other	5	12	11	28
Paper Service	3	3	0	6
Parking	4	2	3	9
Person Lost/Found	5	7	4	16
Property Lost/Found	4	2	5	11
Public Assist	14	21	20	55
Radar	0	1	2	3
RSO	5	1	0	6
SAR	2	0	2	4
School	2	1	0	3
Search Warrant	0	1	0	1
Security Check	81	74	81	236
Shots Heard	5	4	3	12
Substance Abuse	3	7	8	18

Suicide	1	5	5	11
Suspicious	93	68	77	238
Theft	11	6	13	30
Threat	7	3	2	12
Traffic	40	59	51	150
Trespass	13	10	13	36
Vehicle Recovery	3	1	2	6
Vehicle Theft	2	1	1	4
Warrant	5	14	14	33
Weapon	1	0	0	1
Welfare Check	10	11	8	29
Totals	498	559	552	1609

➤ All data was obtained through a LERMS Data Analysis and Mapping (DA&M) query.

Report presented by Gold Bar Chief of Police Sgt. David Casey
Table and charts compiled by Volunteer Ray Coleman