



Community First

Sheriff Ty Trenary

City of Gold Bar In Partnership With Snohomish County Sheriff's Office



Mayor Bill Clem

Notable Events of March 2018

- Summary of case reports: 1 Arson, 1 Mental health referral, 1 Warrant arrest, 2 Runaway, 1 Suspicious mailing, 2 Harassment, 2 Residential Burglary, 1 Criminal Traffic, 1 Malicious Mischief, 1 Civil dispute, 1 Violation court order, 1 Assault, 1 Suicide threat via social media.
- Assault with firearm: A Gold Bar man observed his on-and-off girlfriend socializing with another male, and responded by later going to the woman's home and threatening her and her guests/roommates with a firearm. At one point, he even discharged the firearm into the air to punctuate his threats. The incident occurred outside of town. The man was later arrested at his Gold Bar residence. The same man is a person of interest in a related arson fire, minimal damage, at the home of the man who is socializing with the involved woman.

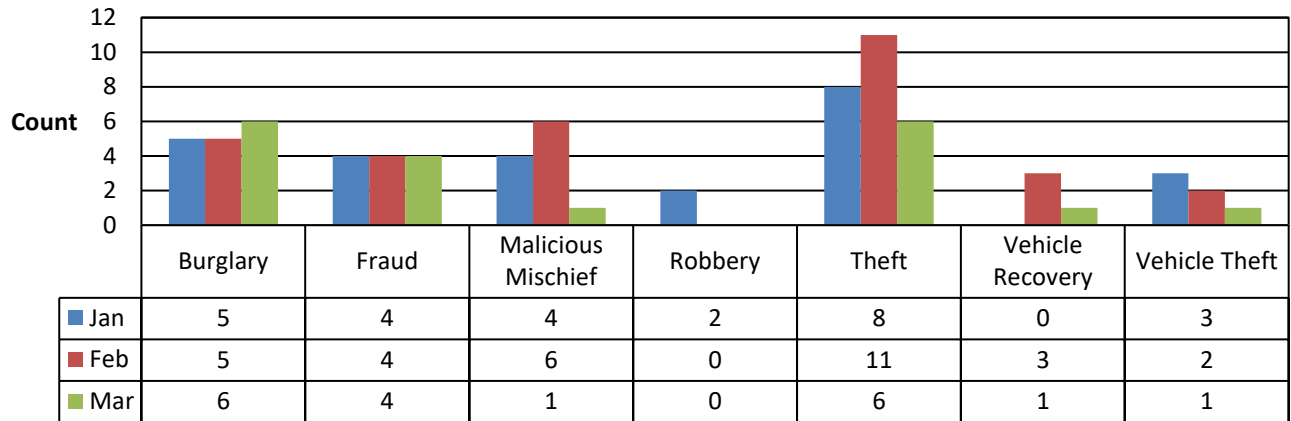
The following tables and charts compare incident types of service as reported for the Gold Bar Regional contract. This contract has an Originating Agency Identifier (ORI) of WA0311000.

Incident Call Source by Beat

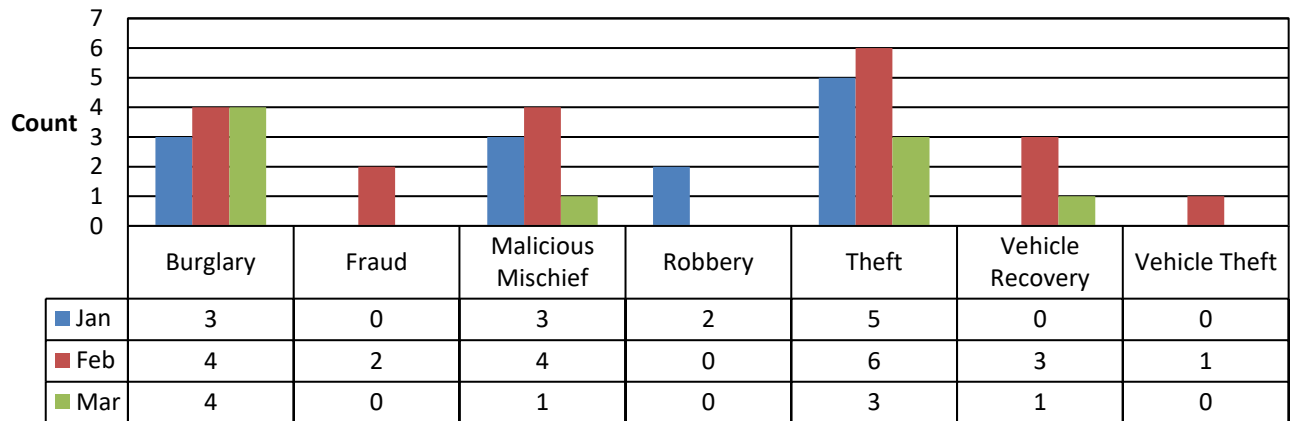
Beat & Call Source	Jan	Feb	Mar	Totals
GBR	145	126	144	415
911	107	80	101	288
Officer-Initiated	38	46	43	127
K2	69	60	73	202
911	60	40	58	158
Officer-Initiated	9	20	15	44
K3	145	123	155	423
911	125	92	126	343
Officer-Initiated	20	31	29	80
Other Beats	184	189	187	560
	1	1	0	2
911	81	73	71	225
Officer-Initiated	102	115	116	333
Totals	543	498	559	1600

A blank in the call source field indicates an unidentified source such as an online tip or crime report.

Gold Bar Region Property Crime Last 3 Months - All Dispositions



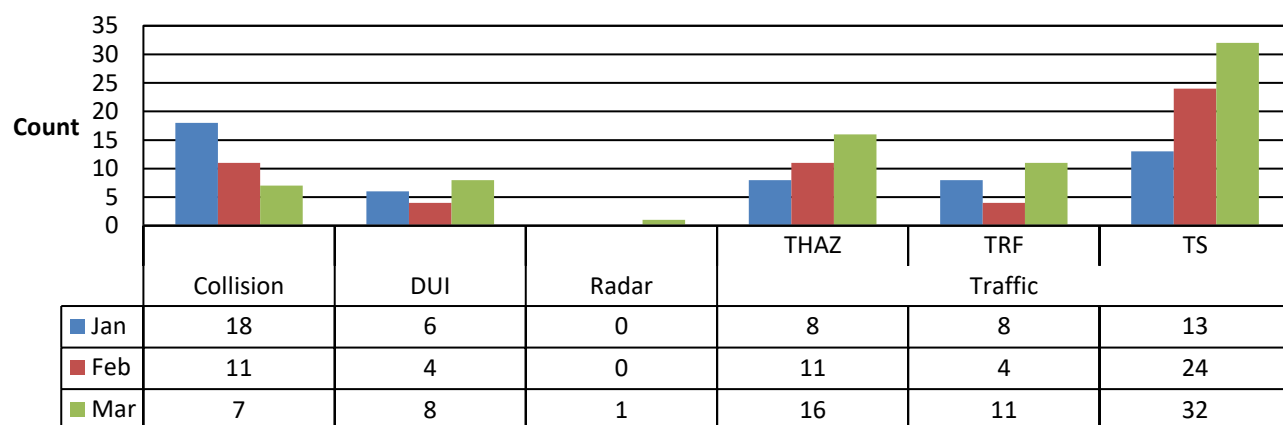
Gold Bar Region Property Crime Last 3 Months - Dispositions A, B, I & R



➤ Note: Dispositions for any given incident may be singular or multiple, in which case they are combined in the database. Dispositions represented here, other than “all”, are those singular values and the end disposition of any combined string of dispositions.

A = Arrest, B= Booking, I = Impounded and R= Case Report

Gold Bar Region Traffic Incidents Last Three Months - All Dispositions



THAZ = Traffic Hazard, TRF = Traffic Problem and TS = Traffic Stop.

Traffic Tickets	Jan	Feb	Mar	Totals
Traffic Stop	2	4	10	16

Incident Types – Past 3 Months

Incident Type	Jan	Feb	Mar	Totals
911	10	7	9	26
Abandoned Vehicle	5	10	8	23
Abuse of Person	0	1	0	1
Alarm	9	9	11	29
Animal	2	2	8	12
Assault	6	2	8	16
Assist	17	13	12	42
Attempt to Contact	0	0	1	1
Burglary	5	5	6	16
Civil	20	9	24	53
Collision	20	11	9	40
COP	1	2	0	3
CPS	1	4	1	6
Death	3	1	1	5
Disturbance	21	14	20	55
DUI	6	4	8	18
DV	16	12	22	50
Fireworks	2	0	1	3

Follow Up	78	50	64	192
Fraud	4	4	4	12
Harassment	5	4	5	14
Information	3	1	1	5
Malicious Mischief	4	6	1	11
Mental	4	0	3	7
Noise Complaint	4	1	5	10
Nuisance	9	1	6	16
Order Violation	4	4	5	13
Ordinance Violation	1	2	2	5
Other	8	5	12	25
Paper Service	4	3	3	10
Parking	2	4	2	8
Person Lost/Found	5	5	7	17
Property Lost/Found	1	4	2	7
Public Assist	20	14	21	55
Pursuit	1	0	0	1
Radar	0	0	1	1
Robbery	2	0	0	2
RSO	0	5	1	6
SAR	1	2	0	3
School	1	2	1	4
Search Warrant	1	0	1	2
Security Check	73	81	74	228
Shots Heard	3	5	4	12
Substance Abuse	5	3	7	15
Suicide	4	1	5	10
Suspicious	72	93	68	233
Theft	8	11	6	25
Threat	3	7	3	13
Traffic	29	40	59	128
Trespass	11	13	10	34
Vehicle Recovery	0	3	1	4
Vehicle Theft	3	2	1	6
Warrant	15	5	14	34
Weapon	2	1	0	3
Welfare Check	9	10	11	30
Totals	543	498	559	1600

➤ All data was obtained through a LERMS Data Analysis and Mapping (DA&M) query.

Report presented by Gold Bar Chief of Police Sgt. David Casey
Table and charts compiled by Volunteer Ray Coleman