



Community First

*City of Gold Bar  
In Partnership With  
Snohomish County  
Sheriff's Office*



**Sheriff Ty Trenary**

**Mayor Bill Clem**

**Notable Events of February 2018**

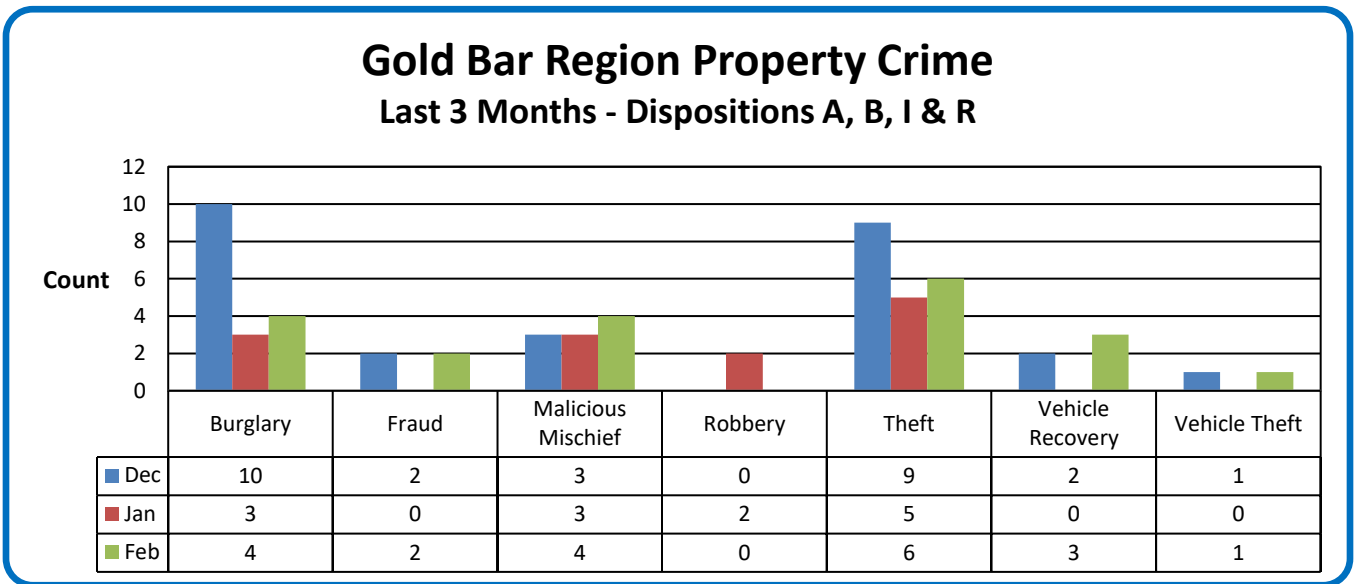
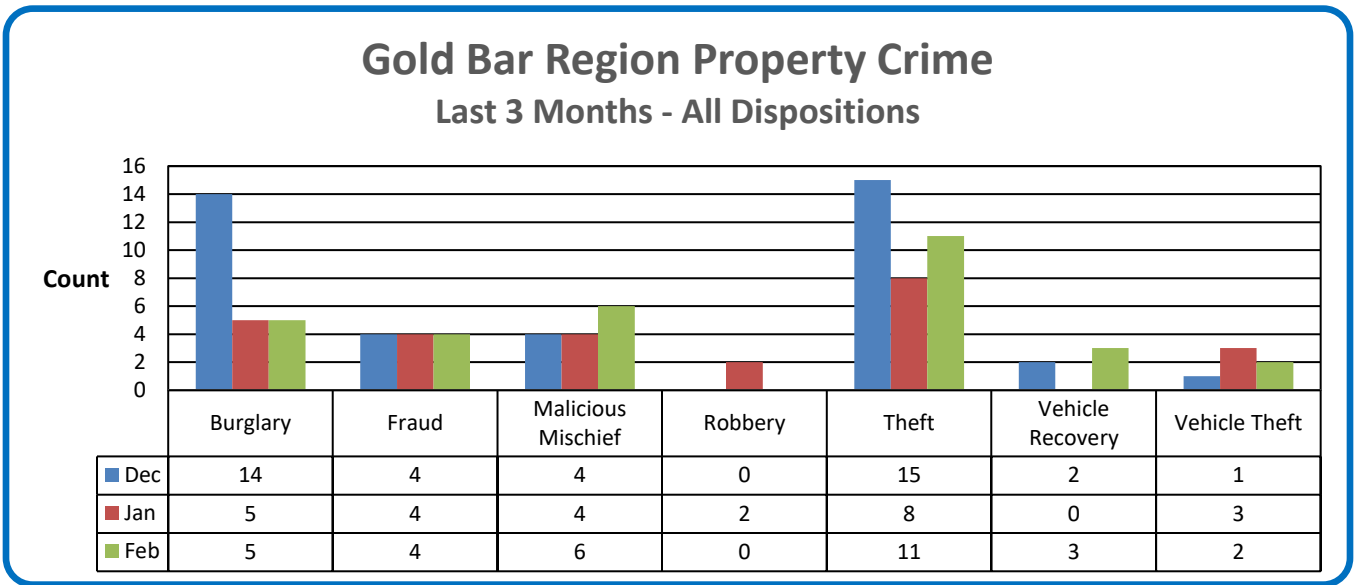
- Incident/Case Reports: 1 Burglary, 1 Collision, 1 Death Investigation, 1 Domestic Disturbance, 4 Found Property, 2 Harassment, 1 Possess Stolen Property, 1 Suspicious Circumstance, 1 Taking Motor Vehicle W/O Permission, 1 Theft, 1 Trespass, 1 Violation of No-Contact Order, 2 Warrant Arrests
- Deputy Griner has announced that his last patrol shift will be in the last week of March. Happy retirement to Deputy Griner. Deputy Gort will move to day shift and Deputy Hand will join our team on night shift. Beginning April 1<sup>st</sup>, dayshift patrol will be Deputies Doersch and Gort. Night shift patrol will be Deputies Hand and Foote.

The following tables and charts compare incident types of service as reported for the Gold Bar Regional contract. This contract has an Originating Agency Identifier (ORI) of WA0311000.

**Incident Call Source by Beat**

Beat & Call Source	Dec	Jan	Feb	Totals
GBR	132	145	126	403
911	94	107	80	281
Officer-Initiated	38	38	46	122
K2	73	69	60	202
911	56	60	40	156
Officer-Initiated	17	9	20	46
K3	144	145	123	412
911	108	125	92	325
Officer-Initiated	36	20	31	87
Other Beats	184	184	189	557
	1	1	1	3
911	76	81	73	230
Officer-Initiated	107	102	115	324
Totals	533	543	498	1574

A blank in the call source field indicates an unidentified source such as an online tip or crime report.

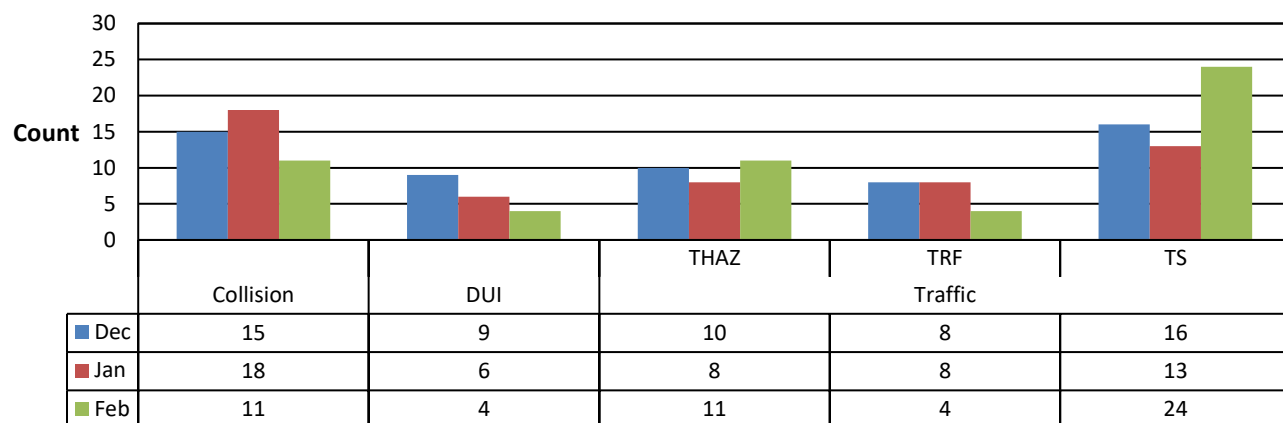


➤ Note: Dispositions for any given incident may be singular or multiple, in which case they are combined in the database. Dispositions represented here, other than “all”, are those singular values and the end disposition of any combined string of dispositions.

A = Arrest, B= Booking, I = Impounded and R= Case Report

## Gold Bar Region Traffic Incidents

Last Three Months - All Dispositions



THAZ = Traffic Hazard, TRF = Traffic Problem and TS = Traffic Stop.

Traffic Tickets	Dec	Jan	Feb	Totals
Traffic Stop	2	2	4	8

## Incident Types – Past 3 Months

Incident Type	Dec	Jan	Feb	Totals
911	10	10	7	27
Abandoned Vehicle	9	5	10	24
Abuse of Person	0	0	1	1
Alarm	14	9	9	32
Animal	4	2	2	8
Assault	6	6	2	14
Assist	9	17	13	39
Attempt to Contact	2	0	0	2
Burglary	14	5	5	24
Civil	7	20	9	36
Collision	17	20	11	48
COP	1	1	2	4
CPS	2	1	4	7
Death	0	3	1	4
Disturbance	23	21	14	58
DUI	9	6	4	19
DV	13	16	12	41
Fireworks	2	2	0	4

Follow Up	74	78	50	202
Fraud	4	4	4	12
Harassment	2	5	4	11
Information	2	3	1	6
Malicious Mischief	4	4	6	14
Mental	3	4	0	7
Noise Complaint	4	4	1	9
Nuisance	4	9	1	14
Order Violation	3	4	4	11
Ordinance Violation	0	1	2	3
Other	1	8	5	14
Paper Service	4	4	3	11
Parking	0	2	4	6
Person Lost/Found	5	5	5	15
Property Lost/Found	4	1	4	9
Public Assist	14	20	14	48
Pursuit	1	1	0	2
Robbery	0	2	0	2
RSO	1	0	5	6
SAR	1	1	2	4
School	1	1	2	4
Search Warrant	0	1	0	1
Security Check	81	73	81	235
Shots Heard	2	3	5	10
Substance Abuse	3	5	3	11
Suicide	6	4	1	11
Suspicious	74	72	93	239
Theft	15	8	11	34
Threat	2	3	7	12
Traffic	36	29	40	105
Trespass	15	11	13	39
Vehicle Recovery	2	0	3	5
Vehicle Theft	1	3	2	6
Warrant	16	15	5	36
Weapon	0	2	1	3
Welfare Check	6	9	10	25
Totals	533	543	498	1574

➤ All data was obtained through a LERMS Data Analysis and Mapping (DA&M) query.

Report presented by Gold Bar Chief of Police Sgt. David Casey  
Table and charts compiled by Volunteer Ray Coleman