



Community First

**Sheriff Ty Trenary**

***City of Gold Bar  
In Partnership With  
Snohomish County  
Sheriff's Office***



**Mayor Bill Clem**

***Notable Events of January 2018***

***Index***

- Incident Summary: 1 mental health referral, 3 public assist. No case reports generated.

***Gold Bar***

- Brett Card was arrested after we received a Crime Stoppers tip.
- Burglaries: The burglary spree of November and December stopped at approximately the time the story initially aired on television. One burglary matching the M.O. of the others, though unsolved, is not believed to be Card. The remaining burglaries and attempts in town remain unsolved.
- ID theft: Deputies investigating a theft of a check from mail identified and arrested a suspect who cashed the check.
- Case summary: 1 Burglary – storage bay, 1 Collision, 1 Domestic Disturbance, 1 Domestic Malicious Mischief, 1 Domestic Assault, 1 Domestic Court Order Violation, 1 Identity Theft, 1 Malicious Mischief, 1 Mental Health Referral, 1 Possession Stolen Property, 1 Suspicious Circumstance, 4 Warrant Arrests.

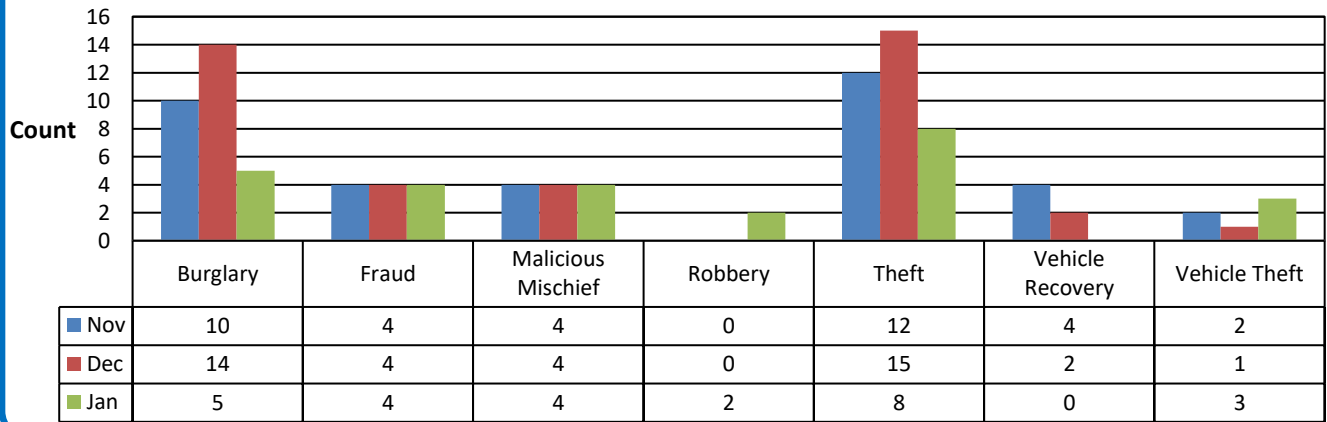
The following tables and charts compare incident types of service as reported for the Gold Bar Regional contract. This contract has an Originating Agency Identifier (ORI) of WA0311000.

### Incident Call Source by Beat

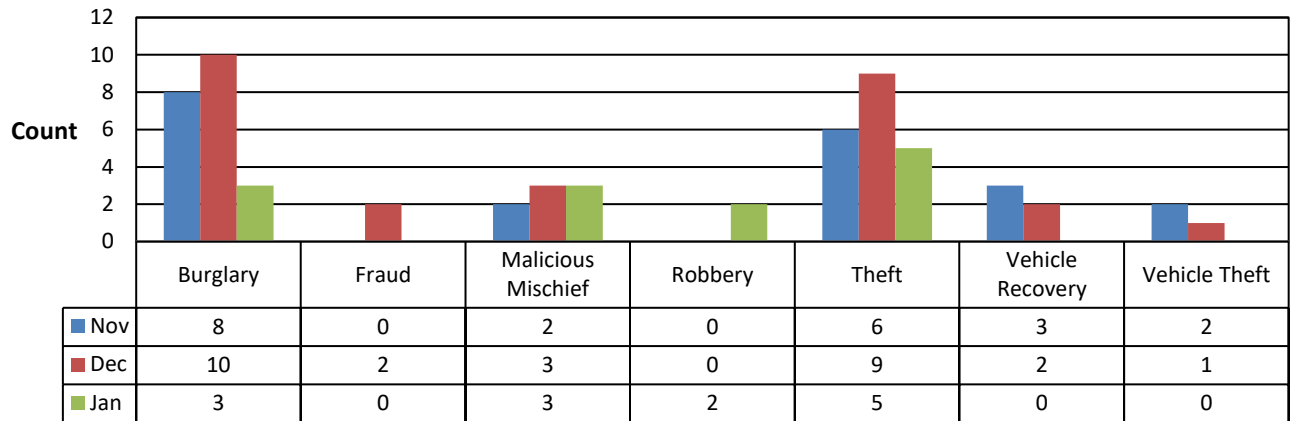
Beat & Call Source	Nov	Dec	Jan	Totals
GBR	107	132	145	384
911	72	94	107	273
Officer-Initiated	35	38	38	111
K2	66	73	69	208
911	45	56	60	161
Officer-Initiated	21	17	9	47
K3	128	144	145	417
911	86	108	125	319
Officer-Initiated	42	36	20	98
Other Beats	197	184	184	565
	2	1	1	4
911	76	76	81	233
Officer-Initiated	119	107	102	328
Totals	498	533	543	1574

A blank in the call source field indicates an unidentified source such as an online tip or crime report.

### Gold Bar Region Property Crime Last 3 Months - All Dispositions



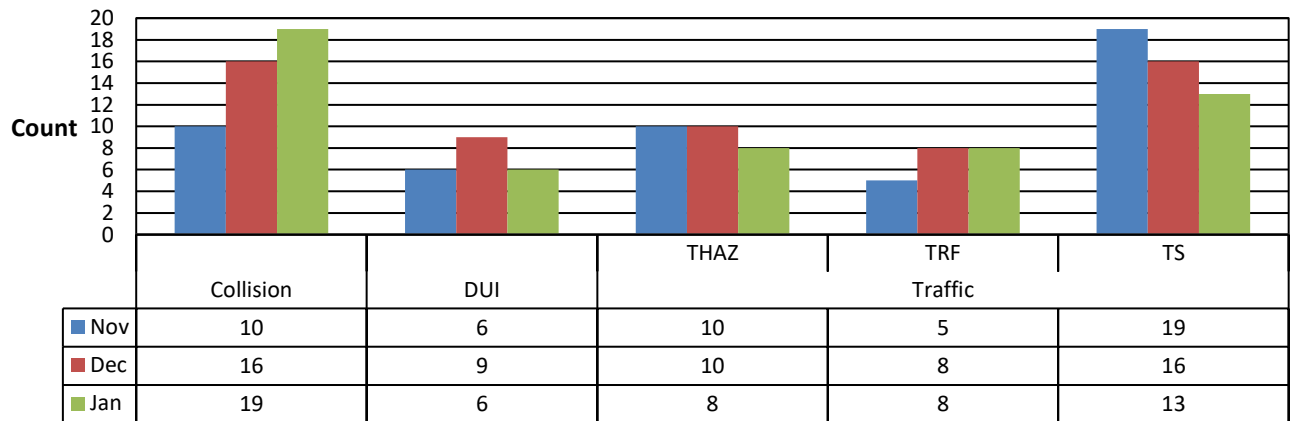
## Gold Bar Region Property Crime Last 3 Months - Dispositions A, B, I & R



➤ Note: Dispositions for any given incident may be singular or multiple, in which case they are combined in the database. Dispositions represented here, other than “all”, are those singular values and the end disposition of any combined string of dispositions.

A = Arrest, B= Booking, I = Impounded and R= Case Report

## Gold Bar Region Traffic Incidents Last Three Months - All Dispositions



THAZ = Traffic Hazard, TRF = Traffic Problem and TS = Traffic Stop.

Tickets Reported	Nov	Dec	Jan	Totals
Traffic Stop	2	2	2	6

## Incident Types – Past 3 Months

Incident Type	Nov	Dec	Jan	Totals
911	2	10	10	22
Abandoned Vehicle	6	9	5	20
Alarm	11	14	9	34
Animal	6	4	2	12
Assault	6	6	6	18
Assist	8	9	17	34
Attempt to Contact	1	2	0	3
Burglary	10	14	5	29
Civil	6	7	20	33
Collision	10	17	20	47
COP	3	1	1	5
CPS	4	2	1	7
Death	1	0	3	4
Disturbance	24	23	21	68
DUI	6	9	6	21
DV	11	13	16	40
Fireworks	0	2	2	4
Follow Up	55	74	78	207
Fraud	4	4	4	12
Harassment	3	2	5	10
Information	4	2	3	9
Malicious Mischief	4	4	4	12
Mental	4	3	4	11
Noise Complaint	10	4	4	18
Nuisance	5	4	9	18
Order Violation	3	3	4	10
Ordinance Violation	0	0	1	1
Other	3	1	8	12
Paper Service	0	4	4	8
Parking	1	0	2	3
Person Lost/Found	1	5	5	11
Property Lost/Found	3	4	1	8
Public Assist	13	14	20	47
Pursuit	0	1	1	2
Robbery	0	0	2	2
RSO	5	1	0	6
SAR	0	1	1	2
School	1	1	1	3
Search Warrant	0	0	1	1
Security Check	94	81	73	248
Shots Heard	9	2	3	14
Substance Abuse	5	3	5	13
Suicide	6	6	4	16

Suspicious	66	74	72	212
Theft	12	15	8	35
Threat	2	2	3	7
Traffic	36	36	29	101
Trespass	6	15	11	32
Vehicle Recovery	4	2	0	6
Vehicle Theft	2	1	3	6
Warrant	12	16	15	43
Weapon	0	0	2	2
Welfare Check	10	6	9	25
Totals	498	533	543	1574

➤ All data was obtained through a LERMS Data Analysis and Mapping (DA&M) query.

Report presented by Gold Bar Chief of Police Sgt. David Casey  
Table and charts compiled by Volunteer Ray Coleman