



Community First

**Sheriff Ty Trenary**

***City of Gold Bar  
In Partnership With  
Snohomish County  
Sheriff's Office***



**Mayor Lee Hodo**

***Notable Events of October 2017***

***Gold Bar***

- Gold Bar Report summary: 2 Animal Complaints, 3 Assaults, 1 Burglary, 2 Domestic Disputes, 1 Shoplift, 1 Trespass Notice, 1 Suspicious Circumstance
- A male subject creating disturbances at City Hall in October and demanding contact with "The Military" was trespassed on November 1<sup>st</sup>, but may enter City Hall by appointment. He is not a resident of Gold Bar.
- Chief Casey worked into the evening on 10-31 and contacted multiple Trick-or-Treaters, passing out treats and meeting several Gold Bar families.
- Responding to complaints of speeders on US 2, we have been conducting random speed enforcement patrols and were visited by one of our Motor Deputies as well. Violators were contacted and issued tickets or warnings.

***Index***

- Index Complaint summary: 1 Animal Complaint, 1 Disturbance, 1 Theft
- Thefts (follow-up from October Council Meeting): At the end of September to beginning of October there were community comments about several thefts that occurred. One vehicle prowling/theft from vehicle was reported. We are told there was also a gasoline theft but I was unable to locate a case report or 911 complaint. An unlicensed utility trailer was reported stolen in September but we were unable to locate any identifying information for the trailer and the reporting party did not have title. The reporting party did report later that he recovered some of the contents of the trailer at an antique shop but we do not have sufficient information regarding the person who sold the items to the shop.

***Region***

- Michael Watchie was reported missing from Mount Index Riversites. Any persons with information are asked to contact SCSO by calling (425)407-3999.

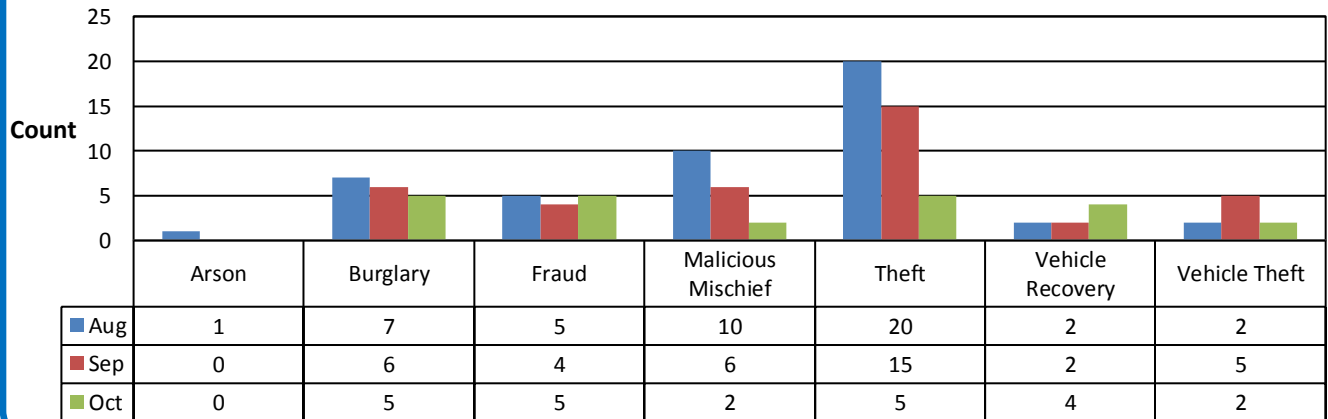
The following tables and charts compare incident types of service as reported for the Gold Bar Regional contract. This contract has an Originating Agency Identifier (ORI) of WA0311000.

### Incident Call Source by Beat


Beat & Call Source	Aug	Sep	Oct	Totals
GBR	172	136	143	451
911	117	93	88	298
Officer-Initiated	55	43	55	153
K2	112	110	80	302
911	96	88	57	241
Officer-Initiated	16	22	23	61
K3	148	164	136	448
911	123	122	91	336
Officer-Initiated	25	42	45	112
UNVERIFIED	31	50	26	107
Officer-Initiated	31	50	26	107
Other Beats	201	190	171	562
	4	1	2	7
911	113	98	76	287
Officer-Initiated	84	91	93	268
Totals	664	650	556	1870

A blank in the call source field indicates an unidentified source such as an online tip or crime report.

### Gold Bar Region Property Crime Last 3 Months - All Dispositions



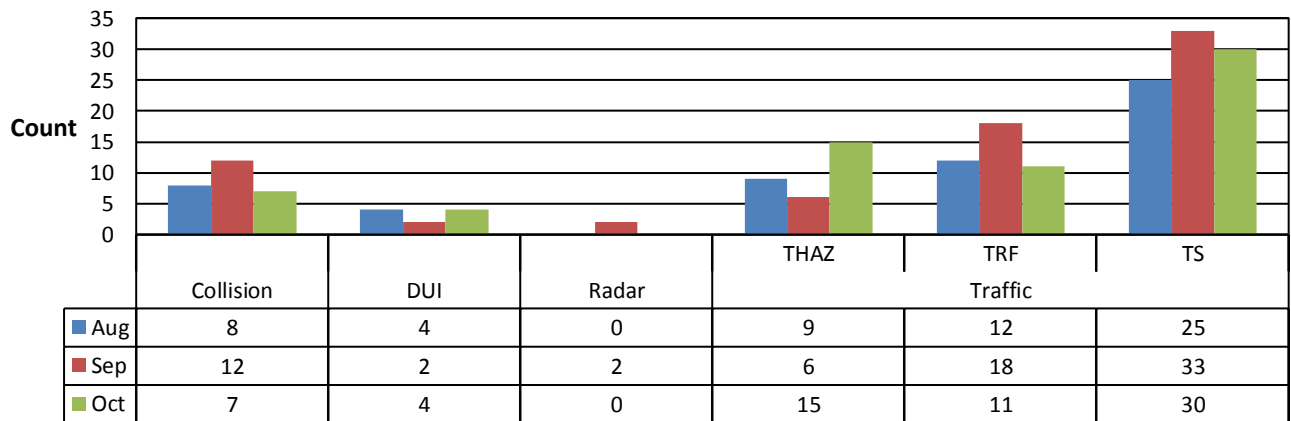
## Gold Bar Region Property Crime Last 3 Months - Dispositions A, B, I & R



➤ Note: Dispositions for any given incident may be singular or multiple, in which case they are combined in the database. Dispositions represented here, other than “all”, are those singular values and the end disposition of any combined string of dispositions.

A = Arrest, B= Booking, I = Impounded and R= Case Report

## Gold Bar Region Traffic Incidents Last Three Months - All Dispositions



THAZ = Traffic Hazard, TRF = Traffic Problem and TS = Traffic Stop.

Tickets Reported	Aug	Sep	Oct	Totals
Traffic Stop	3	7	6	16

## Incident Types – Past 3 Months

Incident Type	Aug	Sep	Oct	Totals
911	17	8	8	33
Abandoned Vehicle	15	7	7	29
Alarm	17	18	23	58
Animal	14	4	8	26
Arson	1	0	0	1
Assault	9	9	7	25
Assist	20	21	12	53
Boat	1	0	0	1
Bomb	0	0	1	1
Burglary	7	6	5	18
Civil	33	19	14	66
Collision	8	12	7	27
COP	0	0	2	2
CPS	4	1	2	7
Death	1	1	1	3
Disturbance	41	35	25	101
Dive	0	2	1	3
DUI	4	2	4	10
DV	16	14	12	42
Fireworks	2	0	5	7
Follow Up	83	100	58	241
Foot	0	1	1	2
Fraud	5	4	5	14
Harassment	5	13	3	21
Information	0	1	1	2
Malicious Mischief	10	6	2	18
Mental	1	1	2	4
Noise Complaint	8	8	4	20
Nuisance	6	4	7	17
Order Violation	8	1	1	10
Ordinance Violation	3	1	1	5
Other	4	6	0	10
Paper Service	6	2	5	13
Parking	3	1	0	4
Person Lost/Found	5	5	1	11
Property Lost/Found	7	6	2	15
Public Assist	19	21	19	59
Radar	0	2	0	2
RSO	2	1	23	26
SAR	5	3	0	8
School	0	0	2	2
Search Warrant	0	1	0	1
Security Check	75	97	96	268

Sex Offense	2	2	0	4
Shots Heard	0	8	6	14
Special Ops	0	0	1	1
Substance Abuse	10	1	6	17
Suicide	10	6	1	17
Suspicious	71	72	67	210
Theft	20	15	5	40
Threat	2	3	2	7
Traffic	46	57	59	162
Trespass	14	10	9	33
Vehicle Recovery	2	2	4	8
Vehicle Theft	2	5	2	9
Warrant	5	15	4	24
Weapon	1	0	0	1
Welfare Check	14	10	13	37
Totals	664	650	556	1870

➤ All data was obtained through a LERMS Data Analysis and Mapping (DA&M) query.

Report presented by Gold Bar Chief of Police Sgt. David Casey  
Table and charts compiled by Volunteer Ray Coleman