



Community First

City of Gold Bar In Partnership With Snohomish County Sheriff's Office



Sheriff Ty Trenary

Mayor Lee Hodo

Notable Events of September 2017

Gold Bar

- A citizen on May Creek Rd reported his Ford Mustang stolen when he pulled into his driveway and left the keys in the car to run inside and pick up an item he had forgotten. He heard his vehicle leave at a high rate. The vehicle crashed on SR2 near Eagle Falls and the female driver hitched a ride to Skykomish. She was later identified and arrested. She remains in custody.
- Gold Bar experienced a brief spike in theft from vehicles. Deputies acted on a tip that a prolific car prowler, wanted on warrants, was in the area. They located and arrested the subject at a residence just outside of town. The theft crime rate appears to have returned to typical levels.
- Deputies are conducting traffic enforcement on SR 2 in Gold Bar to reduce incidents of speeding vehicles. The violators contacted are a mix of local area residents and out of area residents passing through. Both warnings and tickets have been issued. Deputies have no ticket quota and the decision to issue a ticket or warning is left at the discretion of the individual deputy sheriff.
- Deputies and the fire district responded to two suspicious fires on 399th Ave just north of town. The Fire Marshall is investigating.
- A male hiker, with his dog, fell from Wallace Falls. Both the hiker and dog perished.

Index

- A subject causing a disturbance but no crime was contacted in Index and was transported out of town at his request. He had been contacted earlier in the month on the swings at the elementary
- Deputies assisted animal control with reports of a subject striking and neglecting a dog.
- Deputies contacted a camper in an RV at the climbing wall parking lot and gave him a deadline to move on.

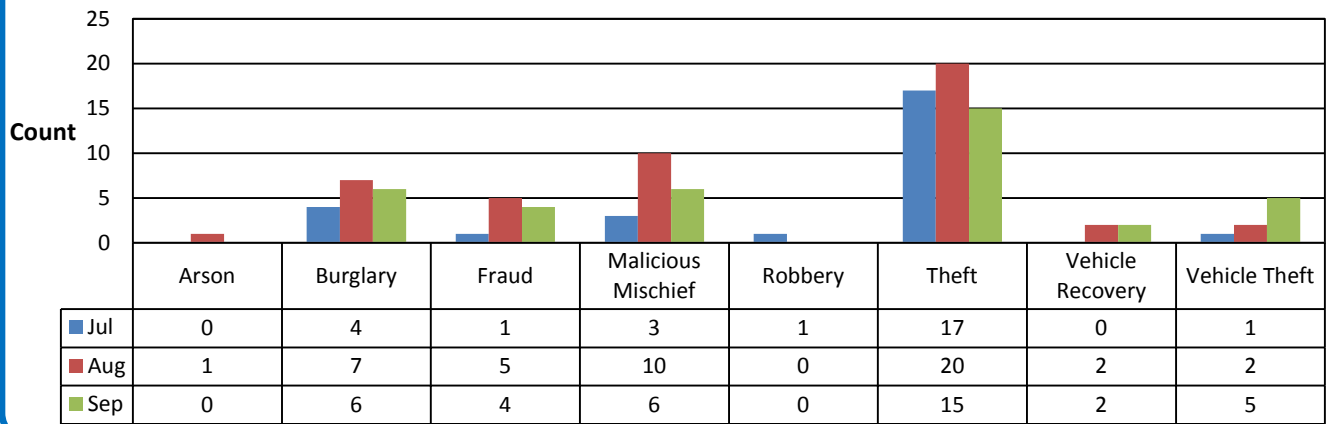
The following tables and charts compare incident types of service as reported for the Gold Bar Regional contract. This contract has an Originating Agency Identifier (ORI) of WA0311000.

Incident Call Source by Beat

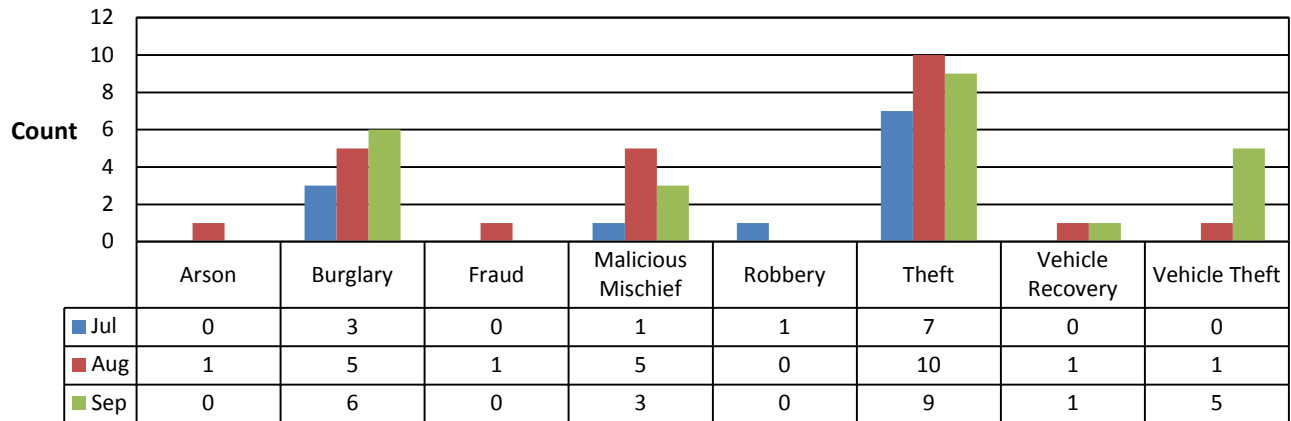
Beat & Call Source	Jul	Aug	Sep	Totals
GBR	156	172	136	464
911	98	117	93	308
Officer-Initiated	58	55	43	156
K2	95	112	110	317
911	71	96	88	255
Officer-Initiated	24	16	22	62
K3	175	148	163	486
911	146	123	121	390
Officer-Initiated	29	25	42	96
Other Beats	230	232	240	702
	1	4	1	6
911	84	113	98	295
Officer-Initiated	145	115	141	401
Totals	656	664	649	1969

A blank in the call source field indicates an unidentified source such as an online tip or crime report.

Gold Bar Region Property Crime Last 3 Months - All Dispositions



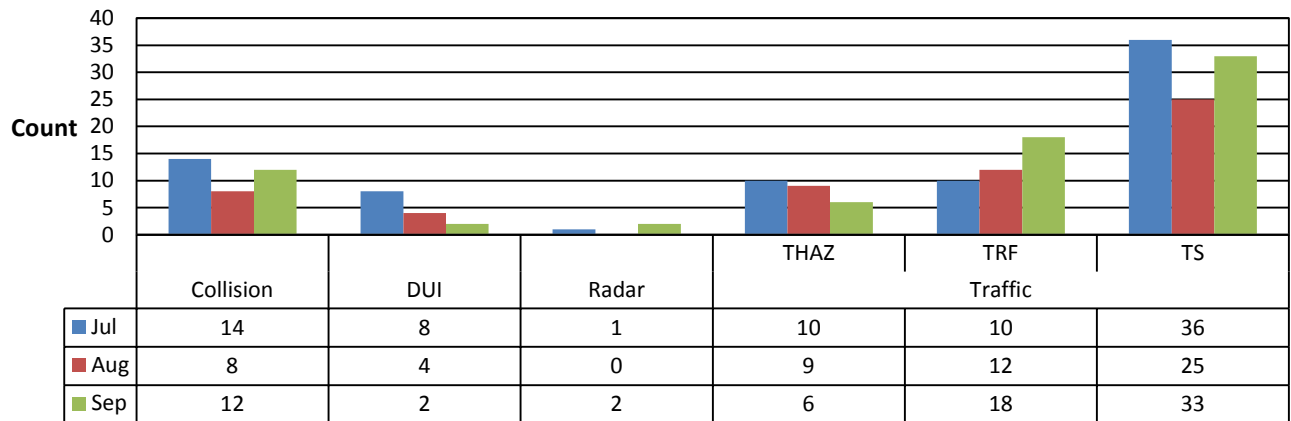
Gold Bar Region Property Crime Last 3 Months - Dispositions A, B, I & R



➤ Note: Dispositions for any given incident may be singular or multiple, in which case they are combined in the database. Dispositions represented here, other than “all”, are those singular values and the end disposition of any combined string of dispositions.

A = Arrest, B= Booking, I = Impounded and R= Case Report

Gold Bar Region Traffic Incidents Last Three Months - All Dispositions



THAZ = Traffic Hazard, TRF = Traffic Problem and TS = Traffic Stop.

Tickets Reported	Jul	Aug	Sep	Totals
Traffic Stop	9	3	7	19

Incident Types – Past 3 Months

Incident Type	Jul	Aug	Sep	Totals
911	5	17	8	30
Abandoned Vehicle	4	15	7	26
Alarm	22	17	18	57
Animal	13	14	4	31
Arson	0	1	0	1
Assault	7	9	9	25
Assist	20	20	21	61
Attempt to Contact	1	0	0	1
Attempt to Locate	1	0	0	1
Boat	0	1	0	1
Burglary	4	7	6	17
Civil	20	33	19	72
Collision	14	8	12	34
CPS	3	4	1	8
Death	2	1	1	4
Disturbance	36	41	35	112
Dive	1	0	2	3
DUI	8	4	2	14
DV	20	16	13	49
Fireworks	18	2	0	20
Follow Up	102	83	100	285
Foot	1	0	1	2
Fraud	1	5	4	10
Harassment	2	5	13	20
Information	2	0	1	3
Malicious Mischief	3	10	6	19
Mental	2	1	1	4
Noise Complaint	14	8	8	30
Nuisance	6	6	4	16
Order Violation	3	8	1	12
Ordinance Violation	3	3	1	7
Other	3	4	6	13
Paper Service	0	6	2	8
Parking	2	3	1	6
Person Lost/Found	2	5	5	12
Property Lost/Found	1	7	6	14
Public Assist	26	19	21	66
Radar	1	0	2	3
Robbery	1	0	0	1
RSO	1	2	1	4
SAR	6	5	3	14
Search Warrant	0	0	1	1
Security Check	97	75	97	269

Sex Offense	2	2	2	6
Shots Heard	3	0	8	11
Special Ops	4	0	0	4
Substance Abuse	4	10	1	15
Suicide	5	10	6	21
Suspicious	59	71	72	202
Theft	17	20	15	52
Threat	1	2	3	6
Traffic	56	46	57	159
Trespass	12	14	10	36
Vehicle Recovery	0	2	2	4
Vehicle Theft	1	2	5	8
Warrant	8	5	15	28
Weapon	0	1	0	1
Welfare Check	6	14	10	30
Totals	656	664	649	1969

➤ All data was obtained through a LERMS Data Analysis and Mapping (DA&M) query.

Report presented by Gold Bar Chief of Police Sgt. David Casey
Table and charts compiled by Volunteer Ray Coleman