



Community First

Sheriff Ty Trenary

***City of Gold Bar
In Partnership With
Snohomish County
Sheriff's Office***



Mayor Lee Hodo

Notable Events of August 2017

Gold Bar

- Gold Bar Case Report Summary: 1 Animal Complaint, 1 Burglary, 1 CPS Referral, 3 Domestic Disturbance, 1 Found Property, 1 Missing Person, 1 Reckless Burning, 2 Theft, 1 Trespass, 1 Vehicle Theft Attempt, 1 Warrant Arrest. The Burglary occurred as a shoplift at the Family Grocer but was a burglary because the suspect had previously been trespassed from the store. Burglary is summarized as "to enter or remain unlawfully with the intent to commit a crime there-in." The Reckless Burning was a homeless person who set her bag of personal belongings on fire in the roadway out of frustration. One theft was the theft of the "No-Parking" signs placed by the City on Ley Rd. The Trespass is a squatter, facing eviction from a property near Sultan, who unlawfully moved into a vacant home in Gold Bar on West Croft Ave. A new law that took effect in July allowed SCSO to immediately kick the squatter off the premise and to forward a request that the prosecutor charge her with criminal trespass. The Found Property was a found Mongoose bicycle that was placed into safekeeping in hopes of finding an owner.
- The Snohomish Regional Drug Task Force has been assisting SCSO deputies at many nuisance properties in the Gold Bar region since they received funding for a nuisance abatement program. Working as a team with Code Enforcement, the Health District, CPS, housing assistance programs, and the drug task force; we are working effectively to reduce nuisance conditions at several properties that effect quality of life in Gold Bar. Current projects include properties on Wallace Lake Rd and Dorman Rd just outside of the city limits. Further from Gold Bar, we have recently worked and/or are currently working properties near and in Sultan and on the south fork of the Skykomish River. We recently visited properties in Startup and off 399th near Gold Bar where conditions did not meet the objectives of the group and these complaints were closed out. Without the assistance of the drug task force, few *if any* of these successes would have been possible.

Index

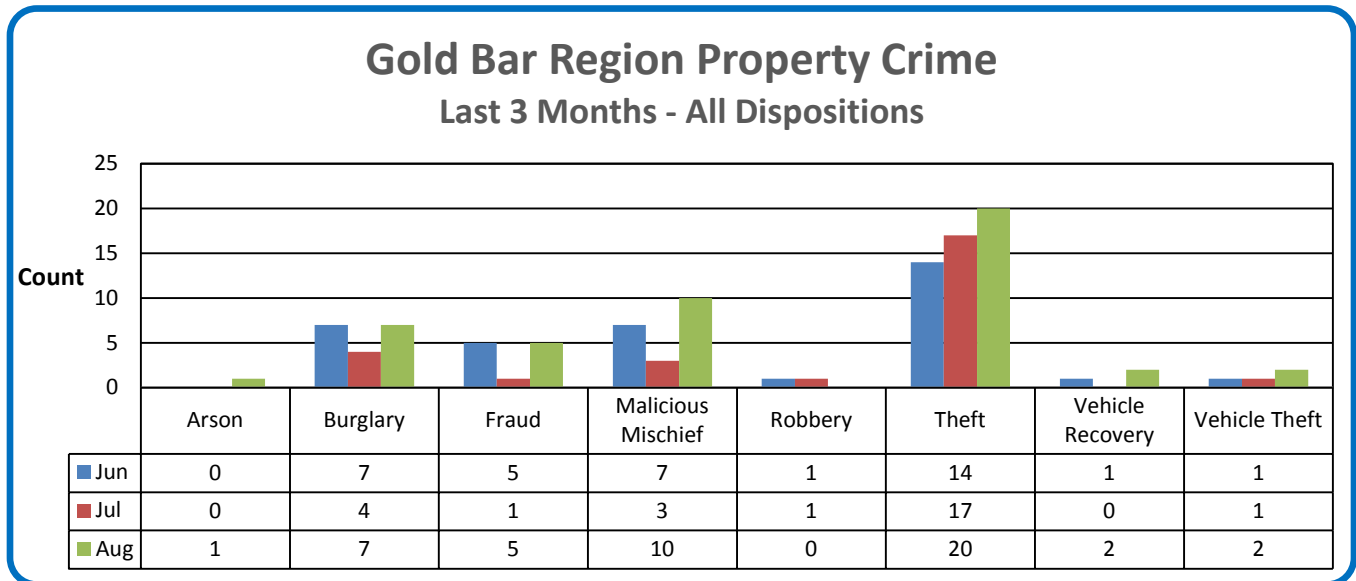
- Index Incident Summary: 1 Animal Complaint, 1 Civil Dispute, 1 Malicious Mischief, 1 Public Assist, 1 Suspicious Circumstance, 1 Theft. The Animal Complaint was resolved with a ticket. The Malicious Mischief was a result of a subject spinning tires, causing rocks to fly and break glass. The Theft was a theft of property from the rafting business.

The following tables and charts compare incident types of service as reported for the Gold Bar Regional contract. This contract has an Originating Agency Identifier (ORI) of WA0311000.

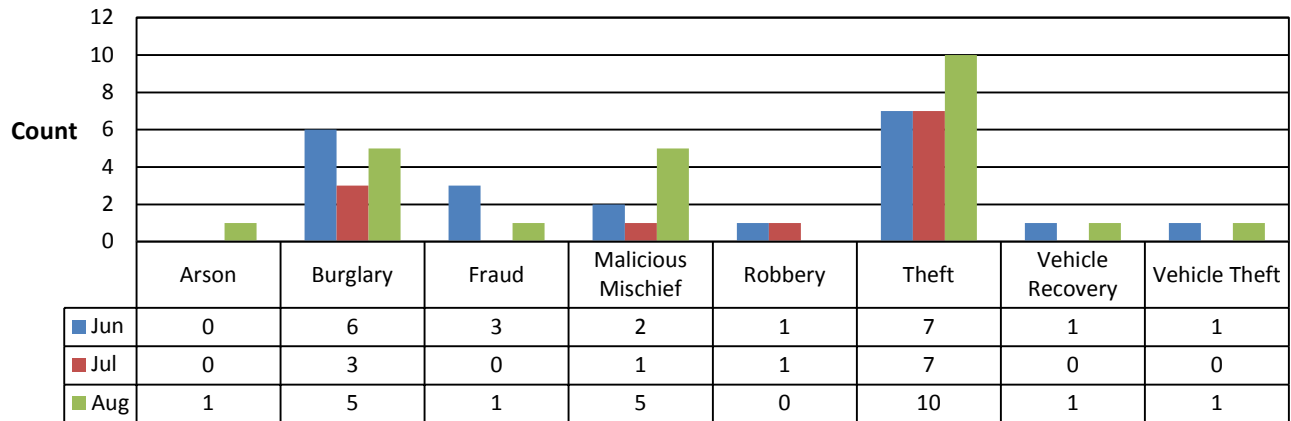
Incident Call Source by Beat

Beat & Call Source	Jun	Jul	Aug	Totals
GBR	135	156	172	463
911	99	98	117	314
Officer-Initiated	36	58	55	149
K2	92	95	112	299
911	69	71	96	236
Officer-Initiated	23	24	16	63
K3	139	175	148	462
911	122	146	123	391
Officer-Initiated	17	29	25	71
Other Beats	199	230	232	661
	0	1	4	5
911	96	84	113	293
Officer-Initiated	103	145	115	363
Totals	565	656	664	1885

A blank in the call source field indicates an unidentified source such as an online tip or crime report.



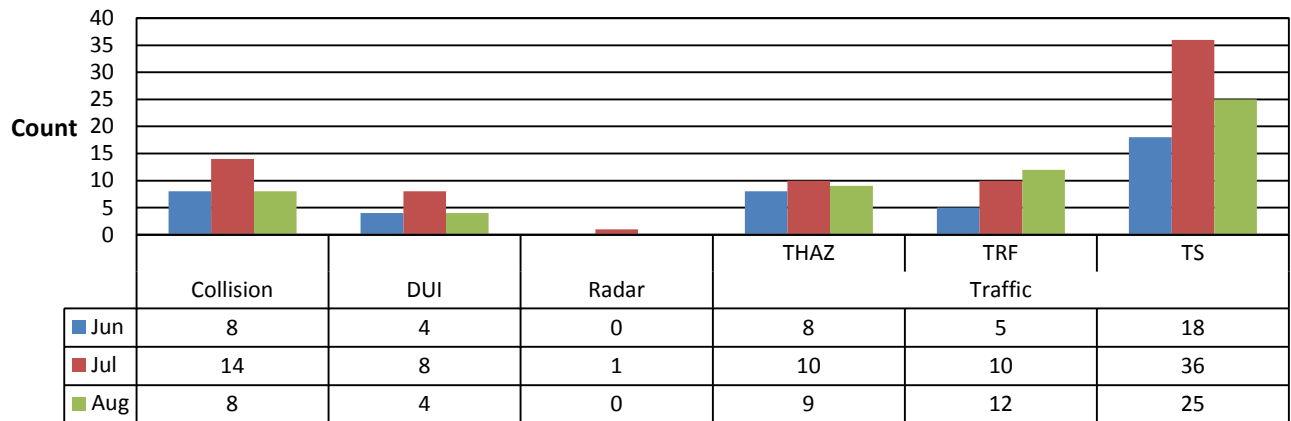
Gold Bar Region Property Crime Last 3 Months - Dispositions A, B, I & R



➤ Note: Dispositions for any given incident may be singular or multiple, in which case they are combined in the database. Dispositions represented here, other than “all”, are those singular values and the end disposition of any combined string of dispositions.

A = Arrest, B= Booking, I = Impounded and R= Case Report

Gold Bar Region Traffic Incidents Last Three Months - All Dispositions



THAZ = Traffic Hazard, TRF = Traffic Problem and TS = Traffic Stop.

Tickets Reported	Jun	Jul	Aug	Totals
Traffic Stop	4	9	3	16

Incident Types – Past 3 Months

Incident Type	Jun	Jul	Aug	Totals
911	12	5	17	34
Abandoned Vehicle	10	4	15	29
Alarm	16	22	17	55
Animal	6	13	14	33
Arson	0	0	1	1
Assault	5	7	9	21
Assist	15	20	20	55
Attempt to Contact	1	1	0	2
Attempt to Locate	0	1	0	1
Boat	0	0	1	1
Burglary	7	4	7	18
Civil	15	20	33	68
Collision	8	14	8	30
CPS	2	3	4	9
Death	1	2	1	4
Disturbance	38	36	41	115
Dive	2	1	0	3
DUI	4	8	4	16
DV	19	20	16	55
Fireworks	1	18	2	21
Follow Up	70	102	83	255
Foot	0	1	0	1
Fraud	5	1	5	11
Harassment	3	2	5	10
Information	2	2	0	4
Malicious Mischief	7	3	10	20
Mental	9	2	1	12
Noise Complaint	15	14	8	37
Nuisance	6	6	6	18
Order Violation	6	3	8	17
Ordinance Violation	0	3	3	6
Other	4	3	4	11
Paper Service	2	0	6	8
Parking	2	2	3	7
Person Lost/Found	3	2	5	10
Property Lost/Found	2	1	7	10
Public Assist	17	26	19	62
Radar	0	1	0	1
Robbery	1	1	0	2
RSO	0	1	2	3
SAR	2	6	5	13
Security Check	71	97	75	243
Sex Offense	1	2	2	5

Shots Heard	6	3	0	9
Special Ops	0	4	0	4
Substance Abuse	8	4	10	22
Suicide	2	5	10	17
Suspicious	71	59	71	201
Theft	14	17	20	51
Threat	4	1	2	7
Traffic	31	56	46	133
Trespass	11	12	14	37
Vehicle Recovery	1	0	2	3
Vehicle Theft	1	1	2	4
Warrant	11	8	5	24
Weapon	0	0	1	1
Welfare Check	15	6	14	35
Totals	565	656	664	1885

➤ All data was obtained through a LERMS Data Analysis and Mapping (DA&M) query.

Report presented by Gold Bar Chief of Police Sgt. David Casey
Table and charts compiled by Volunteer Ray Coleman