



Community First

Sheriff Ty Trenary

***City of Gold Bar
In Partnership With
Snohomish County
Sheriff's Office***



Mayor Lee Hodo

***Notable Events of July 2017
Gold Bar***

- Recurring incidents: Deputies responded to three locations for ongoing/recurring problems. The post office had another incident involving gasoline siphoned from their vehicles. Deputies received a harassment complaint from residents of a long-time drug house on Timber Lane where the neighborhood has become hostile to the residents of the house. Deputies took a complaint of ongoing violations of a No-Contact order from a resident on Evergreen Way.
- Gold Bar Case Reports: 2 Domestic Violence Assaults, 4 Domestic Disturbances, 1 Disturbance where a person shot an aggressive dog, 1 Harassment, 1 Court Order Violation, 1 Civil Dispute, 1 Theft, 1 Malicious Mischief, 1 Found Property, 1 Suspicious Circumstance, 1 Warrant Arrest, 1 DUI, 3 Mental Health Assists, 1 Death Investigation.

Index

- There were no case reports written in Index for July. Deputies responded to: 2 Suspicious Circumstances, 1 Assist to Animal Control, 1 Public assist.

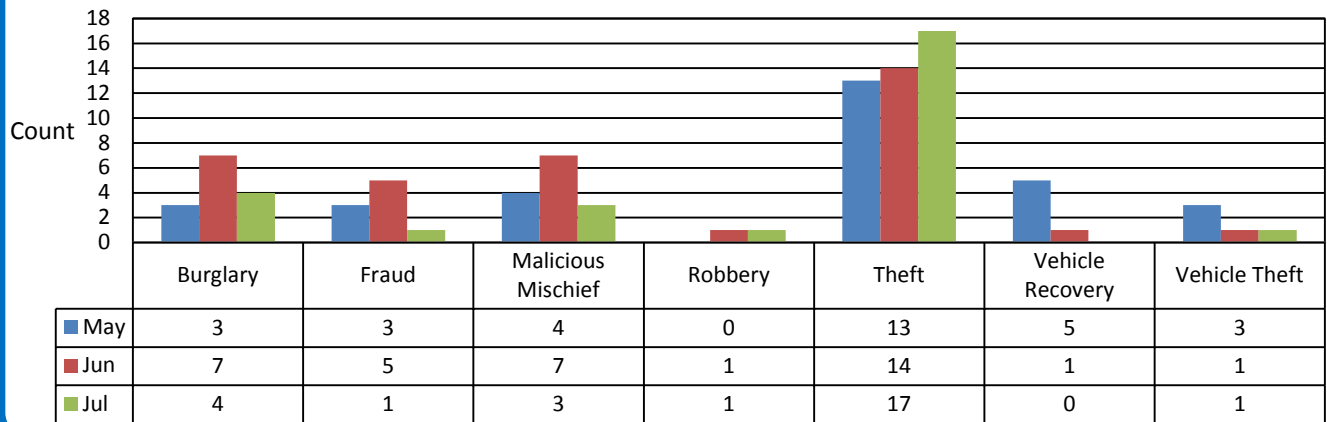
The following tables and charts compare incident types of service as reported for the Gold Bar Regional contract. This contract has an Originating Agency Identifier (ORI) of WA0311000.

Incident Call Source by Beat

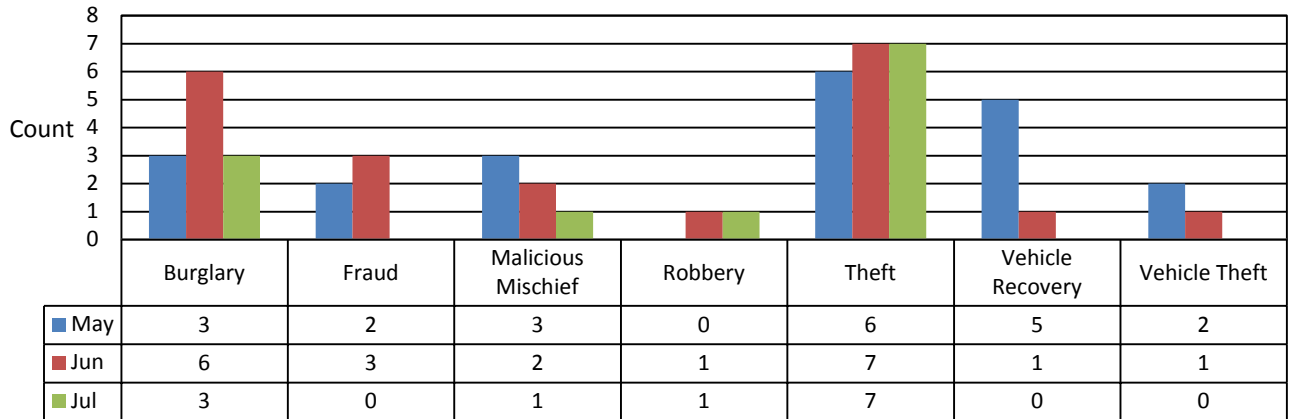
Beat & Call Source	May	Jun	Jul	Totals
GBR				
911	88	99	98	285
Officer-Initiated	65	36	58	159
K2				
911	75	69	71	215
Officer-Initiated	24	23	24	71
K3				
911	110	122	146	378
Officer-Initiated	24	17	29	70
Other Beats				
	0	0	1	1
911	100	96	84	280
Officer-Initiated	123	103	145	371
Totals	609	565	656	1830

A blank in the call source field indicates an unidentified source such as an online tip or crime report.

Gold Bar Region Property Crime Last 3 Months - All Dispositions



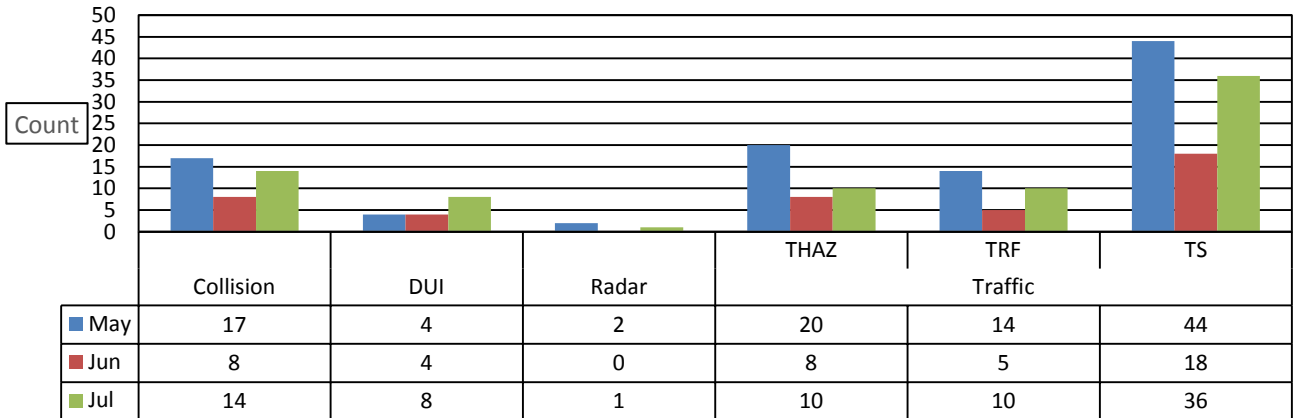
Gold Bar Region Property Crime Last 3 Months - Dispositions A, B, I & R



➤ Note: Dispositions for any given incident may be singular or multiple, in which case they are combined in the database. Dispositions represented here, other than “all”, are those singular values and the end disposition of any combined string of dispositions.

A = Arrest, B= Booking, I = Impounded and R= Case Report

Gold Bar Region Traffic Incidents Last Three Months - All Dispositions



THAZ = Traffic Hazard, TRF = Traffic Problem and TS = Traffic Stop.

Tickets Reported	May	Jun	Jul	Totals
Traffic Stop	5	4	9	18

Incident Types – Past 3 Months

Incident Type	May	Jun	Jul	Totals
911	8	12	5	25
Abandoned Vehicle	9	10	4	23
Alarm	14	16	22	52
Animal	5	6	13	24
Assault	12	5	7	24
Assist	14	15	20	49
Attempt to Contact	0	1	1	2
Attempt to Locate	0	0	1	1
Boat	1	0	0	1
Burglary	3	7	4	14
Civil	31	15	20	66
Collision	17	8	14	39
CPS	2	2	3	7
Death	2	1	2	5
Disturbance	20	38	36	94
Dive	2	2	1	5
DUI	4	4	8	16
DV	19	19	20	58
Fireworks	1	1	18	20
Follow Up	63	70	102	235
Foot	0	0	1	1
Fraud	3	5	1	9
Harassment	4	3	2	9
Information	0	2	2	4
Malicious Mischief	4	7	3	14
Mental	5	9	2	16
Noise Complaint	7	15	14	36
Nuisance	6	6	6	18
Order Violation	0	6	3	9
Ordinance Violation	1	0	3	4
Other	5	4	3	12
Paper Service	10	2	0	12
Parking	5	2	2	9
Person Lost/Found	6	3	2	11
Property Lost/Found	4	2	1	7
Public Assist	25	17	26	68
Radar	2	0	1	3
Robbery	0	1	1	2
RSO	4	0	1	5
SAR	4	2	6	12
School	1	0	0	1
Security Check	78	71	97	246
Sex Offense	0	1	2	3

Shots Heard	7	6	3	16
Special Ops	1	0	4	5
Substance Abuse	8	8	4	20
Suicide	4	2	5	11
Suspicious	55	71	59	185
Theft	13	14	17	44
Threat	1	4	1	6
Traffic	78	31	56	165
Trespass	12	11	12	35
Vehicle Recovery	5	1	0	6
Vehicle Theft	3	1	1	5
Warrant	11	11	8	30
Welfare Check	10	15	6	31
Totals	609	565	656	1830

➤ All data was obtained through a LERMS Data Analysis and Mapping (DA&M) query.

Report presented by Gold Bar Chief of Police Sgt. David Casey
Table and charts compiled by Volunteer Ray Coleman