



Community First

Sheriff Ty Trenary

***City of Gold Bar
In Partnership With
Snohomish County
Sheriff's Office***



Mayor Lee Hodo

Notable Events of April 2017

Gold Bar

- Arson: The juveniles who set the sign on fire on the side of the elementary school were identified and contacted. Reports have been forwarded to the prosecutor.
- Vehicle theft: Two motorcycles were stolen off of Dorman Rd and were seen at the trail to May Creek Estates off of 19th St. No suspects have yet been identified.
- Burglary/firearms: A burglary was reported off of 399th in which a shotgun was stolen Easter weekend. A Gold Bar area frequent offender posted a suspected stolen handgun for sale on FaceBook but it was already gone before we were tipped off. Another Gold Bar region frequent offender admitted to selling a stolen handgun. Make sure your firearms are secured when you're not present to guard them.
- Felony assaults: We had two reports of violent assaults near Gold Bar on Easter Weekend. On Saturday night, two males and a female allegedly beat a young man and threatened him with firearms. On Easter Sunday, three males allegedly beat and attempted to kill a young couple. Two of the men were arrested on multiple charges including Assault in the First Degree and Kidnapping.
- Parking: Residents complained of parking problems on Ley Rd and on May Creek Rd from Ley Rd east. Several tickets have been issued on Ley Rd and the county has agreed to post May Creek Rd near Ley Rd where parked vehicles create a traffic hazard for local residents and motorists.

Index

- Vehicle theft: A Skyko-1 resident reported their Ford Bronco stolen from the South Fork. The vehicle broke down and they were forced to leave it for a few hours. When they returned, it was gone.
- Missing Person: Daniel Cleveland was reported missing since the night of March 31st. He was last seen on foot just west of Index near the Forest Service camping area. Relatives organized a search party Easter weekend but he was not located.

Regional

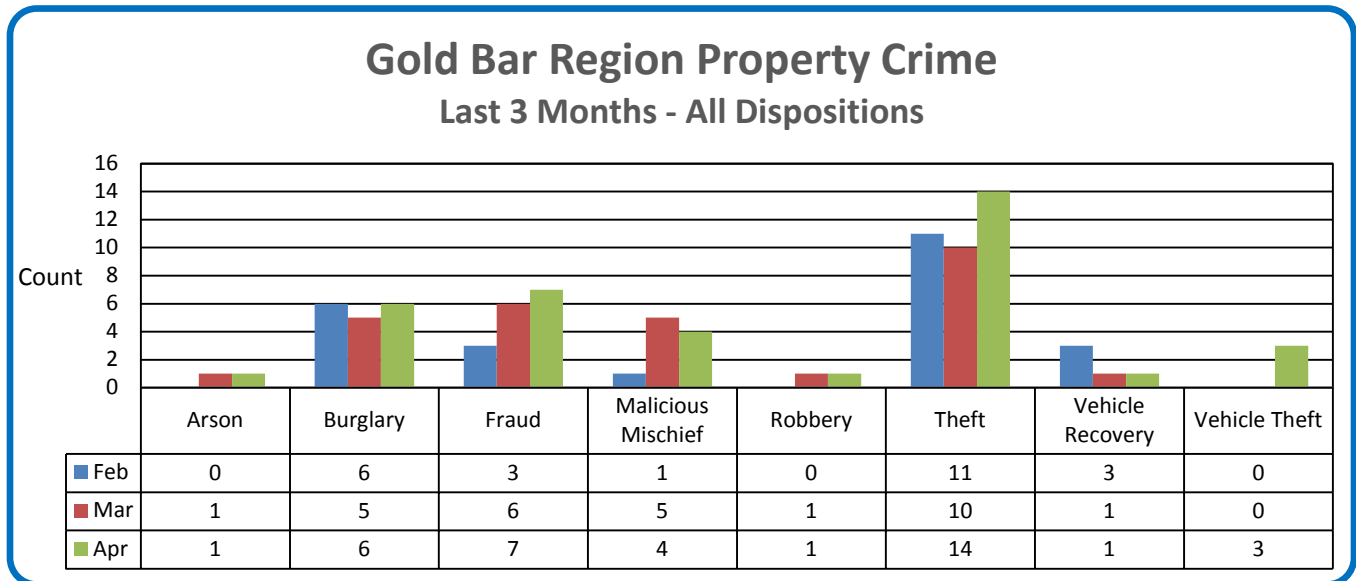
- Carfentanyl: It's a large animal tranquilizer, used for Elephants, Rhinos, etc., and it's about 100 times more potent than Fentanyl. Fentanyl is 100 to 1000 times more potent than heroin. It's out there, on the street, and a tiny crumb sized dose can kill a human. If you come across a suspicious substance that you think might be drugs, powder or liquid form, do not handle it or go near it. Accidental inhalation of carfentanyl by two police officers who thought it was cocaine or meth would have likely killed them had other responders not rescued them quickly. Leave it alone, keep others away from it, and call 911.

The following tables and charts compare incident types of service as reported for the Gold Bar Regional contract. This contract has an Originating Agency Identifier (ORI) of WA0311000.

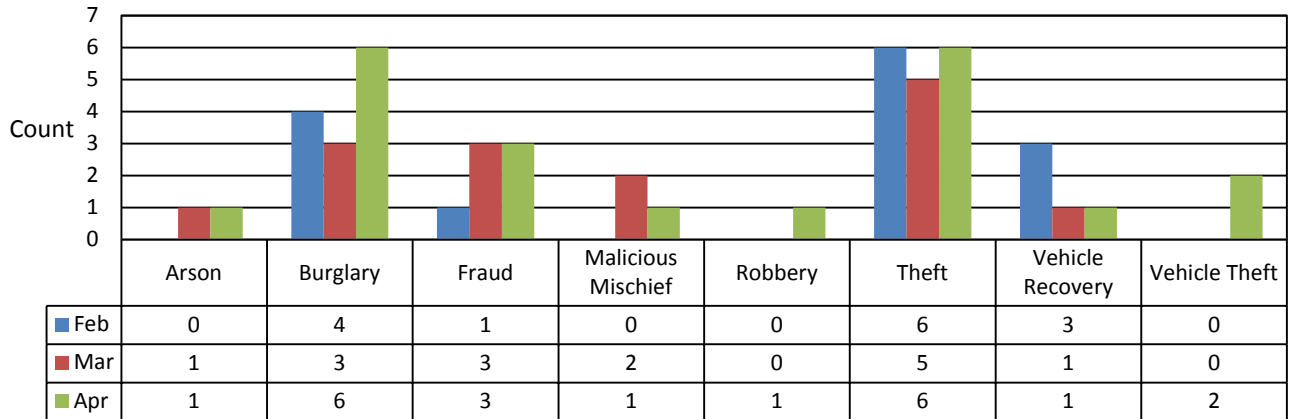
Incident Call Source by Beat

Beat & Call Source	Feb	Mar	Apr	Totals
GBR	122	145	134	401
911	85	88	81	254
Officer-Initiated	37	57	53	147
K2	85	82	91	258
911	70	64	75	209
Officer-Initiated	15	18	16	49
K3	130	120	143	393
911	107	91	112	310
Officer-Initiated	23	29	31	83
Other Beats	182	232	212	626
	0	0	1	1
911	51	88	91	230
Officer-Initiated	131	144	120	395
Totals	519	579	580	1678

A blank in the call source field indicates an unidentified source such as an online tip or crime report.



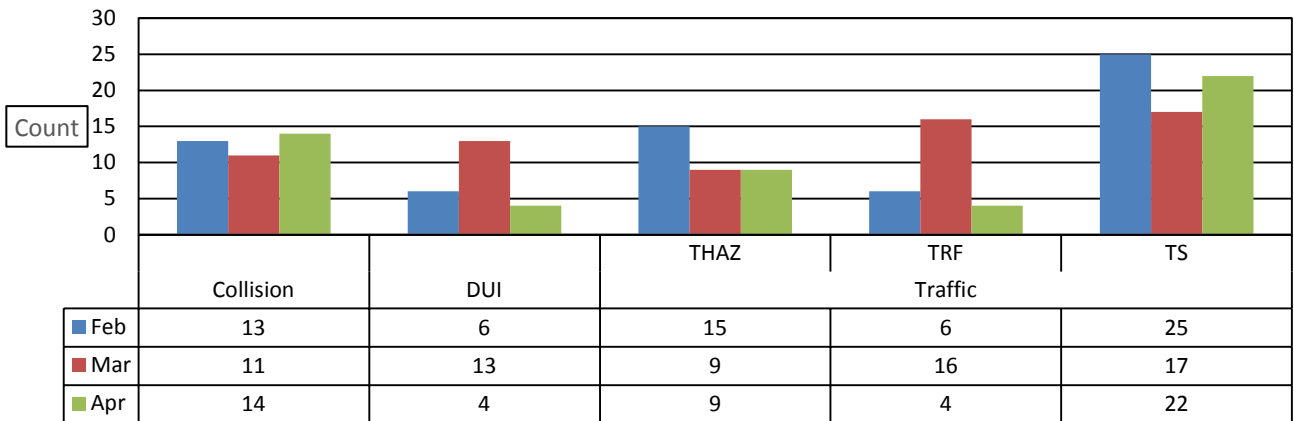
Gold Bar Region Property Crime Last 3 Months - Dispositions A, B, I & R



➤ Note: Dispositions for any given incident may be singular or multiple, in which case they are combined in the database. Dispositions represented here, other than “all”, are those singular values and the end disposition of any combined string of dispositions.

A = Arrest, B= Booking, I = Impounded and R= Case Report

Gold Bar Region Traffic Incidents Last Three Months - All Dispositions



THAZ = Traffic Hazard, TRF = Traffic Problem and TS = Traffic Stop.

Tickets Reported	Feb	Mar	Apr	Totals
Traffic Problem	0	2	0	2
Traffic Stop	5	4	0	9
Totals	5	6	0	11

Incident Types – Past 3 Months

Incident Type	Feb	Mar	Apr	Totals
911	13	17	11	41
Abandoned Vehicle	4	8	10	22
Abuse of Person	0	0	1	1
Alarm	20	14	11	45
Animal	5	6	12	23
Arson	0	1	1	2
Assault	8	5	10	23
Assist	18	12	9	39
Attempt to Contact	0	0	1	1
Burglary	6	5	6	17
Civil	12	10	21	43
Collision	13	11	14	38
CPS	1	3	3	7
Death	7	0	0	7
Disturbance	18	29	25	72
Dive	0	0	1	1
DUI	6	13	4	23
DV	19	11	15	45
Fireworks	0	2	0	2
Follow Up	60	80	75	215
Foot	1	0	0	1
Fraud	3	6	7	16
Harassment	6	5	4	15
Information	1	0	2	3
Malicious Mischief	1	5	4	10
Mental	3	4	3	10
Noise Complaint	5	7	7	19
Nuisance	4	6	2	12
Order Violation	3	3	3	9
Ordinance Violation	2	1	1	4
Other	2	6	13	21
Paper Service	3	7	7	17
Parking	1	0	3	4
Person Lost/Found	9	5	3	17
Property Lost/Found	1	3	1	5
Public Assist	20	18	13	51
Robbery	0	1	1	2
RSO	0	1	1	2
SAR	1	1	0	2
School	1	1	0	2
Search Warrant	1	2	0	3
Security Check	85	101	95	281
Shots Heard	0	0	7	7

Special Ops	0	0	1	1
Substance Abuse	4	3	7	14
Suicide	3	8	7	18
Suspicious	53	78	66	197
Theft	11	10	14	35
Threat	2	1	3	6
Traffic	48	42	35	125
Trespass	10	5	8	23
Vehicle Recovery	3	1	1	5
Vehicle Theft	0	0	3	3
Warrant	7	9	7	23
Weapon	1	0	1	2
Welfare Check	14	12	20	46
Totals	519	579	580	1678

➤ All data was obtained through a LERMS Data Analysis and Mapping (DA&M) query.

Report presented by Gold Bar Chief of Police Sgt. David Casey
Table and charts compiled by Volunteer Ray Coleman