



Community First

Sheriff Ty Trenary

***City of Gold Bar
In Partnership With
Snohomish County
Sheriff's Office***



Mayor Lee Hodo

***Notable Events of March 2017
Gold Bar***

- Fatal house fire – A Gold Bar area man died in a house fire on May Creek Rd. The cause of the fire was accidental.
- Electrocution – A man walking along the BNSF railroad track from Dorman Rd bumped a low-hanging high-voltage line behind the restaurant in the 1300 block of Croft Ave and was electrocuted. Preliminary investigation suggests a cross-arm supporting the wire had broken approximately 2 hours prior to the incident so that the power line was hanging just a few feet above the ground.
- Warrant/Weapons arrest – A man who was also the subject of investigation for several domestic violence crimes was arrested at a home just outside of Gold Bar off of Picklefarm Rd on outstanding warrants out of Oregon for armed robbery and felony assault. A sawed-off 12 gage shotgun was found in his backpack next to where he was seated at the time of the arrest. The man was easily identified by his swastika, skinhead and white power tattoos.
- Small Arson Fire – A sign at the Elementary School was intentionally burned in the last week of March. School Resource Deputy Hess is investigating along with the Snohomish County Fire Marshal.

Index

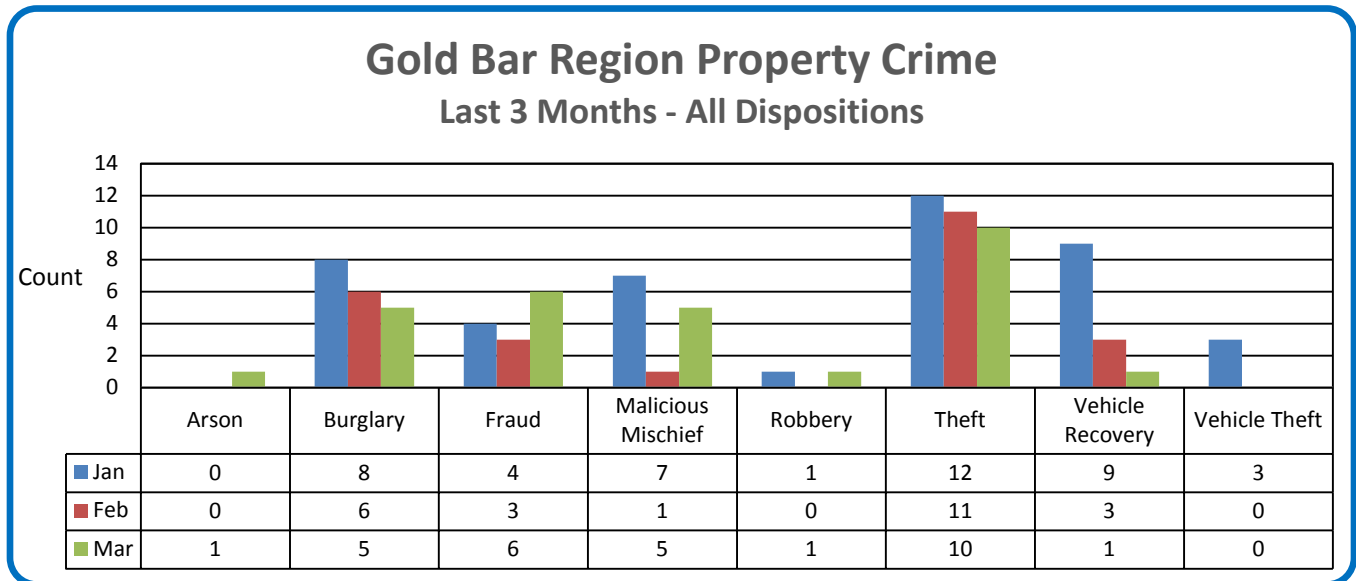
- Traffic complaints – Deputies responded to one complaint of a speeding vehicle near the elementary school. It was “long gone” according to the reporting party. Deputies stopped three vehicles in index for traffic violations. Warnings were issued, and plates displayed on but not belonging to one vehicle were collected for destruction.

The following tables and charts compare incident types of service as reported for the Gold Bar Regional contract. This contract has an Originating Agency Identifier (ORI) of WA0311000.

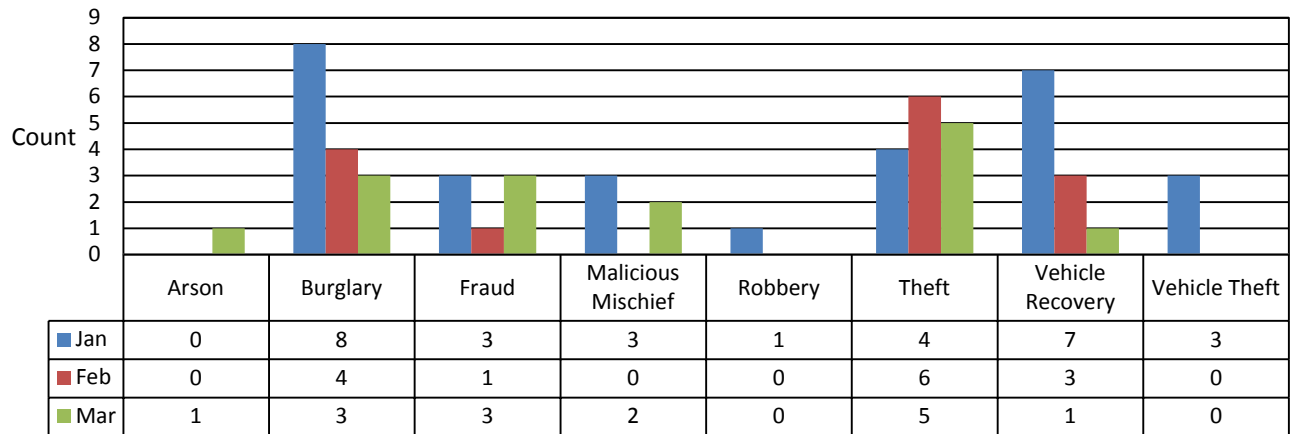
Incident Call Source by Beat

Beat & Call Source	Jan	Feb	Mar	Totals
GBR	129	122	145	396
911	83	85	88	256
Officer-Initiated	46	37	57	140
K2	78	85	82	245
7-digit Emergency	1	0	0	1
911	62	70	64	196
Officer-Initiated	15	15	18	48
K3	133	130	120	383
911	104	107	91	302
Officer-Initiated	29	23	29	81
Other Beats	247	182	232	661
911	110	51	88	249
Officer-Initiated	137	131	144	412
Totals	587	519	579	1685

A blank in the call source field indicates an unidentified source such as an online tip or crime report.



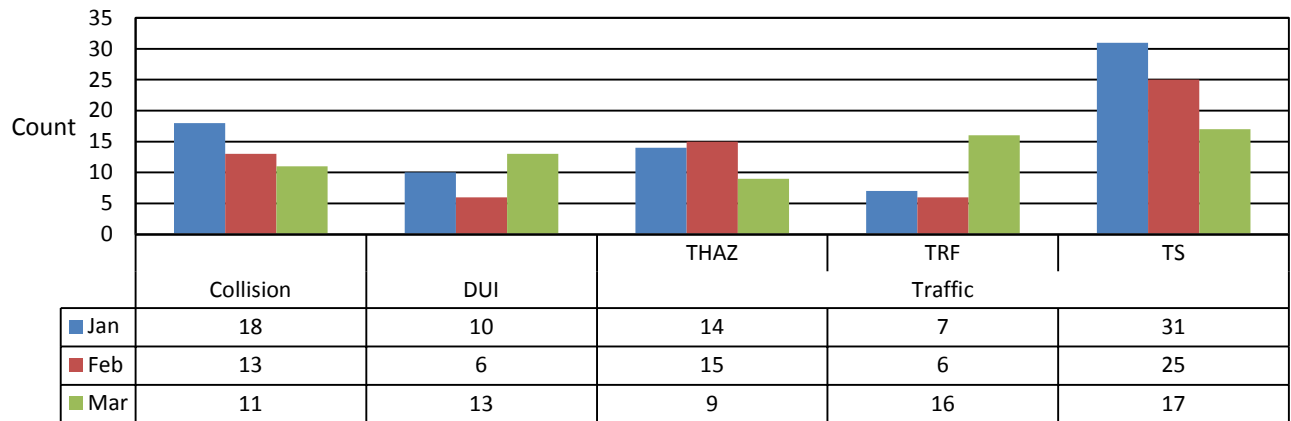
Gold Bar Region Property Crime Last 3 Months - Dispositions A, B, I & R



➤ Note: Dispositions for any given incident may be singular or multiple, in which case they are combined in the database. Dispositions represented here, other than “all”, are those singular values and the end disposition of any combined string of dispositions.

A = Arrest, B= Booking, I = Impounded and R= Case Report

Gold Bar Region Traffic Incidents Last Three Months - All Dispositions



THAZ = Traffic Hazard, TRF = Traffic Problem and TS = Traffic Stop.

Tickets Reported	Jan	Feb	Mar	Totals
Traffic Problem	0	0	2	2
Traffic Stop	2	5	4	11
Totals	2	5	6	13

Incident Types – Past 3 Months

Incident Type	Jan	Feb	Mar	Totals
911	10	13	17	40
Abandoned Vehicle	10	4	8	22
Alarm	23	20	14	57
Animal	4	5	6	15
Arson	0	0	1	1
Assault	4	8	5	17
Assist	13	18	12	43
Burglary	8	6	5	19
Civil	20	12	10	42
Collision	18	13	11	42
CPS	2	1	3	6
Death	3	7	0	10
Disturbance	25	18	29	72
Dive	1	0	0	1
DUI	10	6	13	29
DV	16	19	11	46
Fireworks	2	0	2	4
Follow Up	57	60	80	197
Foot	1	1	0	2
Fraud	4	3	6	13
Harassment	6	6	5	17
Information	0	1	0	1
Malicious Mischief	7	1	5	13
Mental	2	3	4	9
Noise Complaint	1	5	7	13
Nuisance	3	4	6	13
Order Violation	5	3	3	11
Ordinance Violation	2	2	1	5
Other	7	2	6	15
Paper Service	7	3	7	17
Parking	4	1	0	5
Person Lost/Found	3	9	5	17
Property Lost/Found	4	1	3	8
Public Assist	19	20	18	57
Pursuit	1	0	0	1
Robbery	1	0	1	2
RSO	1	0	1	2
SAR	0	1	1	2
School	0	1	1	2
Search Warrant	0	1	2	3
Security Check	78	85	101	264
Shots Heard	7	0	0	7

Special Ops	1	0	0	1
Substance Abuse	10	4	3	17
Suicide	3	3	8	14
Suspicious	74	53	78	205
Theft	12	11	10	33
Threat	1	2	1	4
Traffic	52	48	42	142
Trespass	13	10	5	28
Vehicle Recovery	9	3	1	13
Vehicle Theft	3	0	0	3
Warrant	12	7	9	28
Weapon	0	1	0	1
Welfare Check	8	14	12	34
Totals	587	519	579	1685

➤ All data was obtained through a LERMS Data Analysis and Mapping (DA&M) query.

Report presented by Gold Bar Chief of Police Sgt. David Casey
Table and charts compiled by Volunteer Ray Coleman