



Community First

Sheriff Ty Trenary

***City of Gold Bar
In Partnership With
Snohomish County
Sheriff's Office***



Mayor Lee Hodo

Notable Events of January 2017

Gold Bar

- Vehicle thefts, Honda cars: Several subjects were involved in one group operating from Everett to Gold Bar, stealing Honda cars. Some of these cars were seen at the Stevens Pass Motel and at an address on 7th Street. A male and female in their 20s was arrested after they fled in Sultan from a vehicle stolen in Gold Bar the previous night. Days later, two more males were arrested at a residence on Trout Farm Rd outside of Sultan with two more stolen Hondas.
- Vehicle thefts by car-jacking: An SUV was reported abandoned off Gunn Rd by BNSF Railroad Police. The vehicle was stolen in Everett when the owner was approached by two males, late teens to 20s, asking for a jump start. As he tried to assist them, they jumped him and assaulted him, robbing him of his vehicle. Upon reading the Everett Police report, Gold Bar deputies tentatively identified one of the suspects and informed Everett Police detectives. The same two males jumped another man in Everett and stole his Honda car. Monroe Police spotted the car in their city and pursued it to Fern Bluff where the suspects crashed. The previously identified Gold Bar man and his accomplice, also with ties to Gold Bar, were both arrested for multiple felonies, including robbery and vehicle theft.
- Residential Burglary: A woman reported tools stolen from her garage and suspected the Gold Bar man who was arrested for the above car-jacking incidents. Her stolen belongings were tracked to a pawn shop where one of the two car-jackers had pawned them.

Index

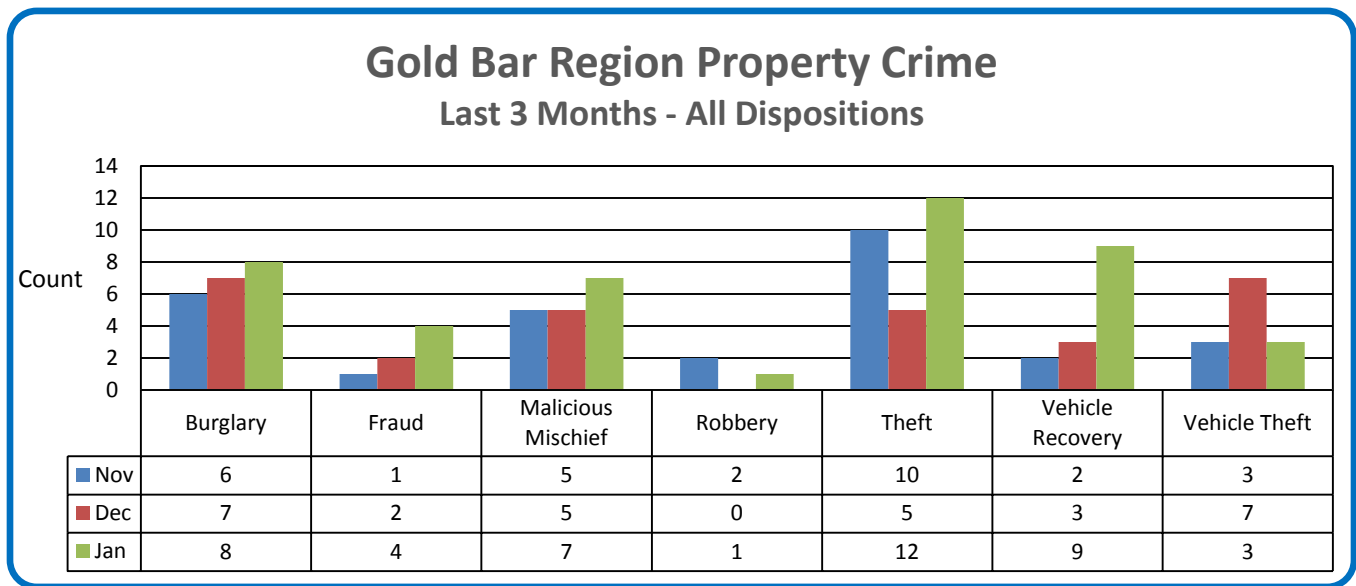
- No significant incidents inside Index. Deputies contacted one camper just west of town toward Reiter Rd and he was reminded that use of these camping spots is limited to short-term recreational use.

The following tables and charts compare incident types of service as reported for the Gold Bar Regional contract. This contract has an Originating Agency Identifier (ORI) of WA0311000.

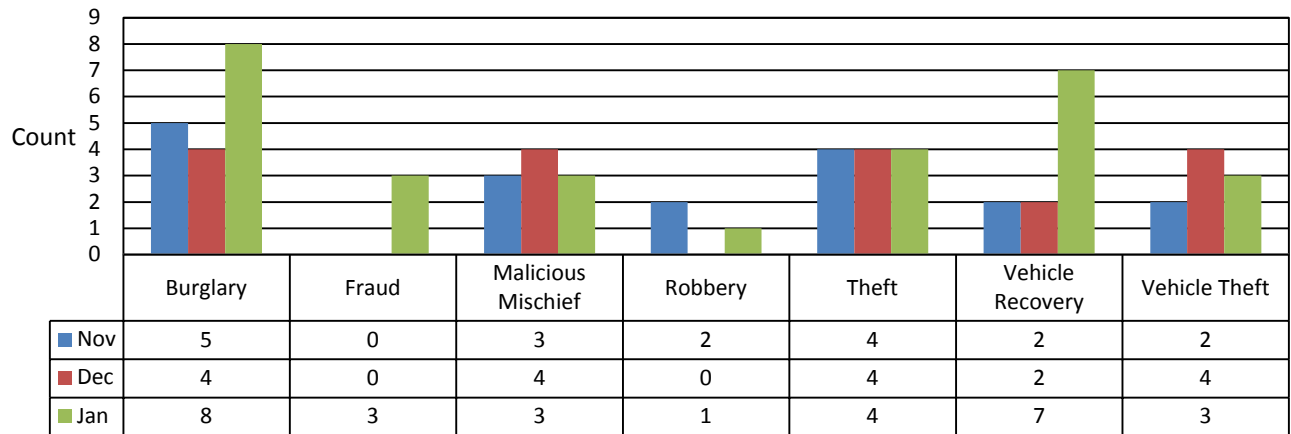
Incident Call Source by Beat

| Beat & Call Source | Nov | Dec | Jan | Totals |
|--------------------|-----|-----|-----|--------|
| GBR | 142 | 114 | 129 | 385 |
| 911 | 83 | 63 | 83 | 229 |
| Officer-Initiated | 59 | 51 | 46 | 156 |
| K2 | 99 | 79 | 78 | 256 |
| 7-digit Emergency | 0 | 0 | 1 | 1 |
| 911 | 80 | 67 | 62 | 209 |
| Officer-Initiated | 19 | 12 | 15 | 46 |
| K3 | 120 | 133 | 133 | 386 |
| 911 | 92 | 106 | 104 | 302 |
| Officer-Initiated | 28 | 27 | 29 | 84 |
| Other Beats | 207 | 174 | 247 | 628 |
| 911 | 92 | 72 | 110 | 274 |
| Officer-Initiated | 115 | 102 | 137 | 354 |
| Totals | 568 | 500 | 587 | 1655 |

A blank in the call source field indicates an unidentified source such as an online tip or crime report.



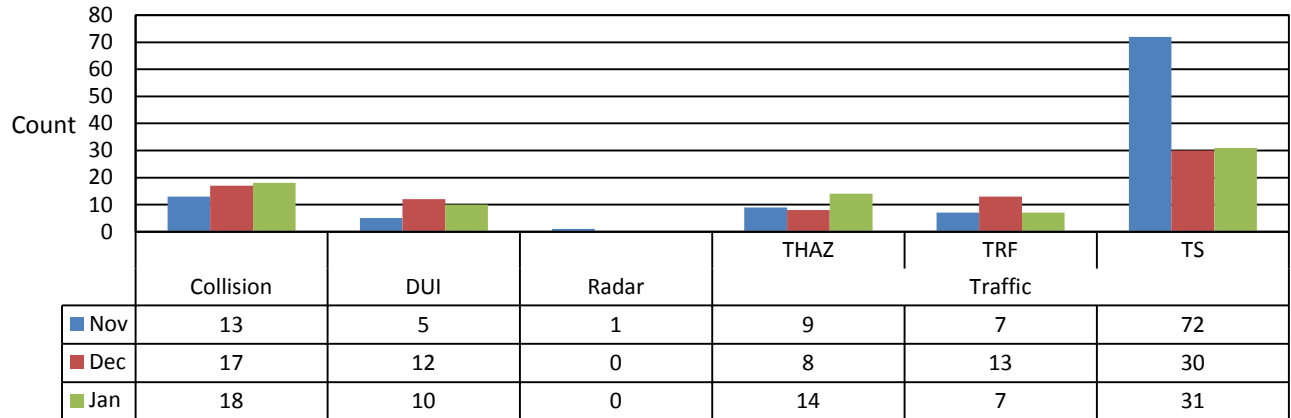
Gold Bar Region Property Crime Last 3 Months - Dispositions A, B, I & R



➤ Note: Dispositions for any given incident may be singular or multiple, in which case they are combined in the database. Dispositions represented here, other than “all”, are those singular values and the end disposition of any combined string of dispositions.

A = Arrest, B= Booking, I = Impounded and R= Case Report

Gold Bar Region Traffic Incidents Last Three Months - All Dispositions



THAZ = Traffic Hazard, TRF = Traffic Problem and TS = Traffic Stop.

| Tickets Reported | Nov | Dec | Jan | Total |
|------------------|-----|-----|-----|-------|
| Traffic Stop | 11 | 5 | 2 | 18 |

Incident Types – Past 3 Months

| Incident Type | Nov | Dec | Jan | Totals |
|---------------------|-----|-----|-----|--------|
| 911 | 4 | 8 | 10 | 22 |
| Abandoned Vehicle | 8 | 6 | 10 | 24 |
| Abuse of Person | 0 | 1 | 0 | 1 |
| Alarm | 22 | 18 | 23 | 63 |
| Animal | 6 | 8 | 4 | 18 |
| Assault | 5 | 8 | 4 | 17 |
| Assist | 12 | 13 | 13 | 38 |
| Boat | 0 | 1 | 0 | 1 |
| Burglary | 6 | 7 | 8 | 21 |
| Civil | 11 | 11 | 20 | 42 |
| Collision | 13 | 17 | 18 | 48 |
| CPS | 4 | 1 | 2 | 7 |
| Death | 3 | 2 | 3 | 8 |
| Disturbance | 29 | 21 | 25 | 75 |
| Dive | 1 | 0 | 1 | 2 |
| DUI | 5 | 12 | 10 | 27 |
| DV | 25 | 24 | 16 | 65 |
| Fireworks | 0 | 1 | 2 | 3 |
| Follow Up | 46 | 54 | 57 | 157 |
| Foot | 0 | 1 | 1 | 2 |
| Fraud | 1 | 2 | 4 | 7 |
| Harassment | 5 | 2 | 6 | 13 |
| Information | 2 | 3 | 0 | 5 |
| Malicious Mischief | 5 | 5 | 7 | 17 |
| Mental | 4 | 3 | 2 | 9 |
| Noise Complaint | 10 | 7 | 1 | 18 |
| Nuisance | 4 | 0 | 3 | 7 |
| Order Violation | 4 | 0 | 5 | 9 |
| Ordinance Violation | 1 | 0 | 2 | 3 |
| Other | 2 | 5 | 7 | 14 |
| Paper Service | 5 | 4 | 7 | 16 |
| Parking | 1 | 2 | 4 | 7 |
| Person Lost/Found | 5 | 2 | 3 | 10 |
| Property Lost/Found | 3 | 5 | 4 | 12 |
| Public Assist | 31 | 20 | 19 | 70 |
| Pursuit | 0 | 0 | 1 | 1 |
| Radar | 1 | 0 | 0 | 1 |
| Robbery | 2 | 0 | 1 | 3 |
| RSO | 1 | 3 | 1 | 5 |
| SAR | 1 | 1 | 0 | 2 |
| Search Warrant | 1 | 1 | 0 | 2 |
| Security Check | 66 | 61 | 78 | 205 |
| Sex Offense | 0 | 1 | 0 | 1 |

| | | | | |
|------------------|-----|-----|-----|------|
| Shots Heard | 2 | 2 | 7 | 11 |
| Special Ops | 0 | 1 | 1 | 2 |
| Substance Abuse | 7 | 8 | 10 | 25 |
| Suicide | 3 | 2 | 3 | 8 |
| Suspicious | 67 | 52 | 74 | 193 |
| Theft | 10 | 5 | 12 | 27 |
| Threat | 0 | 1 | 1 | 2 |
| Traffic | 88 | 51 | 52 | 191 |
| Trespass | 12 | 8 | 13 | 33 |
| Vehicle Recovery | 2 | 3 | 9 | 14 |
| Vehicle Theft | 3 | 7 | 3 | 13 |
| Warrant | 13 | 10 | 12 | 35 |
| Weapon | 1 | 0 | 0 | 1 |
| Welfare Check | 5 | 9 | 8 | 22 |
| Totals | 568 | 500 | 587 | 1655 |

➤ All data was obtained through a LERMS Data Analysis and Mapping (DA&M) query.

Report presented by Gold Bar Chief of Police Sgt. David Casey
Table and charts compiled by Volunteer Ray Coleman