



Community First

City of Gold Bar In Partnership With Snohomish County Sheriff's Office



Sheriff Ty Trenary

Mayor Lee Hodo

Notable Events of December 2016

- Collision: A local area man apparently fell asleep at the wheel while driving on Croft Ave, and struck a utility pole, damaging the pole and causing a brief power outage for repair work. The driver fled the scene but called a few hours later to turn himself in. Alcohol consumption was likely a factor and a charging request has been referred to the prosecutor. The total damage was estimated to exceed \$55,000.
- Staffing changes expected by February 1st: Deputy Jon Barnett (S,M,T,w nights) has been selected to fill a vacancy in the Violent Offender Apprehension Task Force. Deputy Stephen Foote will replace him. Deputy Rick Griner (S,M,T,w days) will be on leave for several weeks beginning February 1st. His temporary replacement has not yet been assigned.

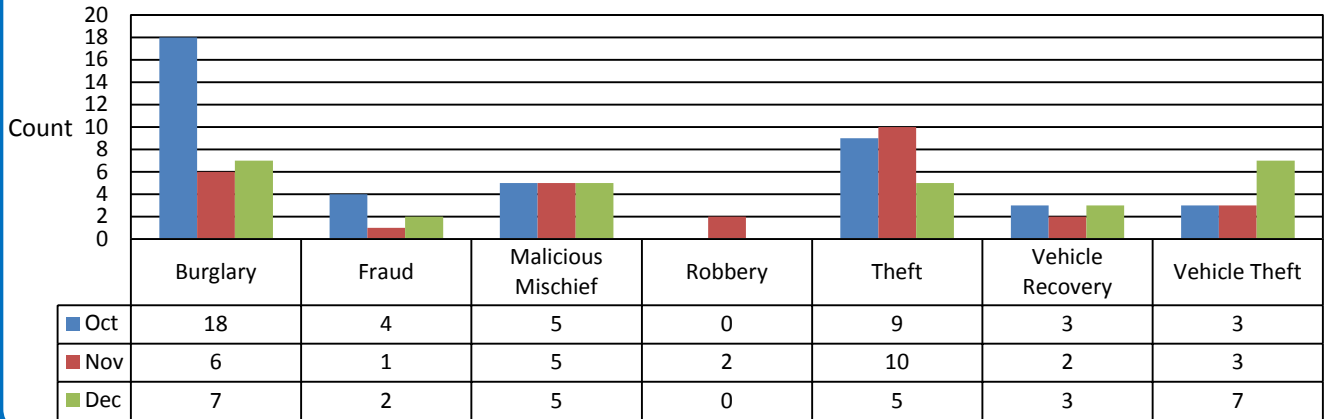
The following tables and charts compare incident types of service as reported for the Gold Bar Regional contract. This contract has an Originating Agency Identifier (ORI) of WA0311000.

Incident Call Source by Beat

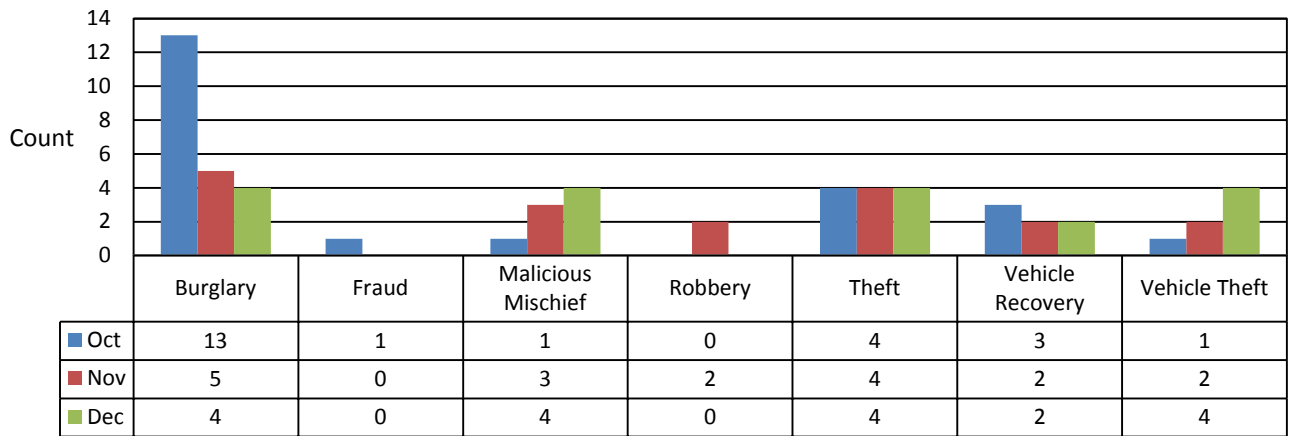
Beat & Call Source	Oct	Nov	Dec	Totals
GBR	117	142	114	373
911	73	83	63	219
Officer-Initiated	44	59	51	154
K2	91	99	79	269
911	69	80	67	216
Officer-Initiated	22	19	12	53
K3	165	120	133	418
911	139	92	106	337
Officer-Initiated	26	28	27	81
Other Beats	247	207	174	628
	1	0	0	1
911	97	92	72	261
Officer-Initiated	149	115	102	366
Totals	620	568	500	1688

A blank in the call source field indicates an unidentified source such as an online tip or crime report.

Gold Bar Region Property Crime Last 3 Months - All Dispositions



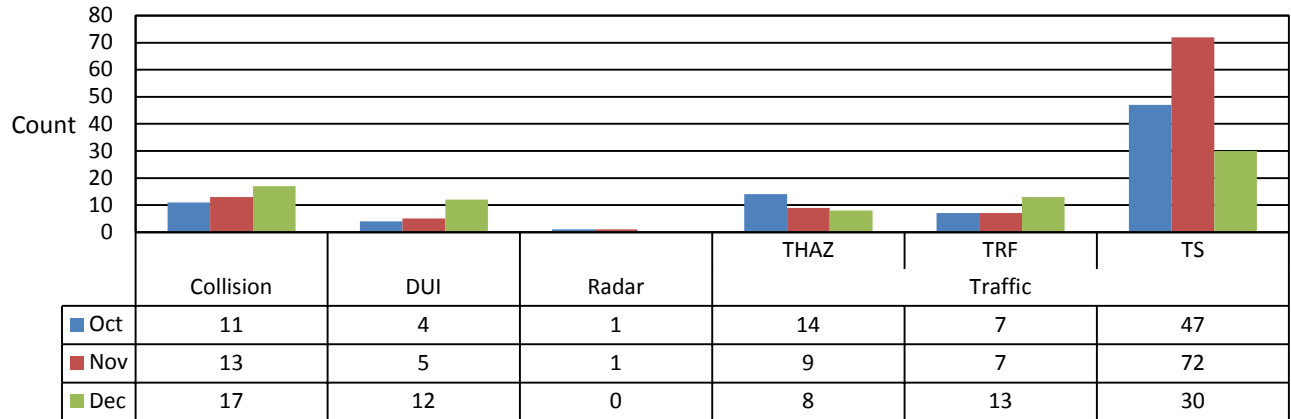
Gold Bar Region Property Crime Last 3 Months - Dispositions A, B, I & R



- Note: Dispositions for any given incident may be singular or multiple, in which case they are combined in the database. Dispositions represented here, other than “all”, are those singular values and the end disposition of any combined string of dispositions.

A = Arrest, B= Booking, I = Impounded and R= Case Report

Gold Bar Region Traffic Incidents Last Three Months - All Dispositions



THAZ = Traffic Hazard, TRF = Traffic Problem and TS = Traffic Stop.

Tickets Reported	Oct	Nov	Dec	Grand Total
Traffic Stop	13	11	5	29
Totals	13	11	5	29

Incident Types – Past 3 Months

Incident Type	Oct	Nov	Dec	Totals
911	10	4	8	22
Abandoned Vehicle	13	8	6	27
Abuse of Person	0	0	1	1
Alarm	24	22	18	64
Animal	9	6	8	23
Assault	4	5	8	17
Assist	16	12	13	41
Boat	0	0	1	1
Burglary	18	6	7	31
Civil	14	11	11	36
Collision	11	13	17	41
CPS	2	4	1	7
Death	2	3	2	7
Disturbance	29	29	21	79
Dive	0	1	0	1
DUI	4	5	12	21
DV	17	25	24	66
Fireworks	3	0	1	4

Follow Up	58	46	54	158
Foot	0	0	1	1
Fraud	4	1	2	7
Harassment	6	5	2	13
Information	1	2	3	6
Malicious Mischief	5	5	5	15
Mental	4	4	3	11
Noise Complaint	13	10	7	30
Nuisance	1	4	0	5
Order Violation	1	4	0	5
Ordinance Violation	1	1	0	2
Other	5	2	5	12
Paper Service	4	5	4	13
Parking	1	1	2	4
Person Lost/Found	4	5	2	11
Property Lost/Found	2	3	5	10
Public Assist	23	31	20	74
Radar	1	1	0	2
Robbery	0	2	0	2
RSO	3	1	3	7
SAR	1	1	1	3
School	3	0	0	3
Search Warrant	1	1	1	3
Security Check	76	66	61	203
Sex Offense	0	0	1	1
Shots Heard	3	2	2	7
Special Ops	1	0	1	2
Substance Abuse	6	7	8	21
Suicide	6	3	2	11
Suspicious	79	67	52	198
Theft	9	10	5	24
Threat	2	0	1	3
Traffic	68	88	51	207
Trespass	18	12	8	38
Vehicle Recovery	3	2	3	8
Vehicle Theft	3	3	7	13
Warrant	21	13	10	44
Weapon	1	1	0	2
Welfare Check	6	5	9	20
Totals	620	568	500	1688

➤ All data was obtained through a LERMS Data Analysis and Mapping (DA&M) query.

Report presented by Gold Bar Chief of Police Sgt. David Casey
Table and charts compiled by Volunteer Ray Coleman