



Community First

Sheriff Ty Trenary

***City of Gold Bar
In Partnership With
Snohomish County
Sheriff's Office***



Mayor Lee Hodo

Notable Events of November 2016

Gold Bar

- Deputies have been stopping violators for speed and stop sign violation on 1st Street and May Creek Rd, issuing warnings or ticketing violators where appropriate. At least two of these stops have resulted in arrests on outstanding warrants, one of them an incident over the last weekend of November where both the driver and passenger of the vehicle fled on foot from the deputy. One was contacted and arrested. Additional resources were summoned to search for the other but he was not located.
- Warnings were issued for abandoned and/or occupied RVs on Gold Bar streets. All were voluntarily removed by the responsible parties.

Index

- On 11-28-2016 Deputy Griner investigated a suspicious complaint at the Index School. It was determined that no crime occurred.
- We received complaints regarding campers in the USFS sites just outside of town who had not been there past 14 days. The complainant was referred to USFS. We communicated with USFS regarding an apparently abandoned 5th wheel, but it was voluntarily removed before any police action took place.

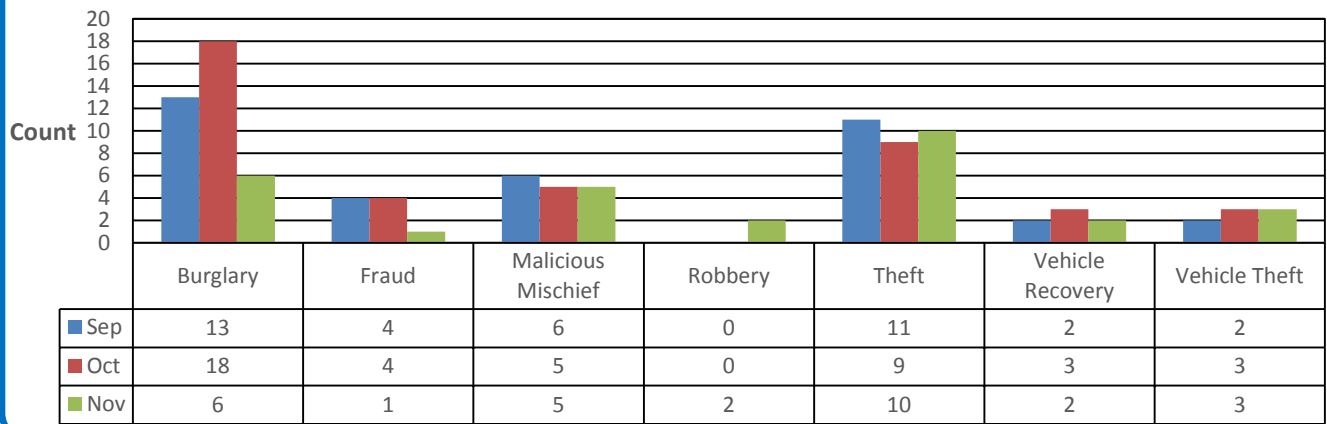
The following tables and charts compare incident types of service as reported for the Gold Bar Regional contract. This contract has an Originating Agency Identifier (ORI) of WA0311000.

Incident Call Source by Beat

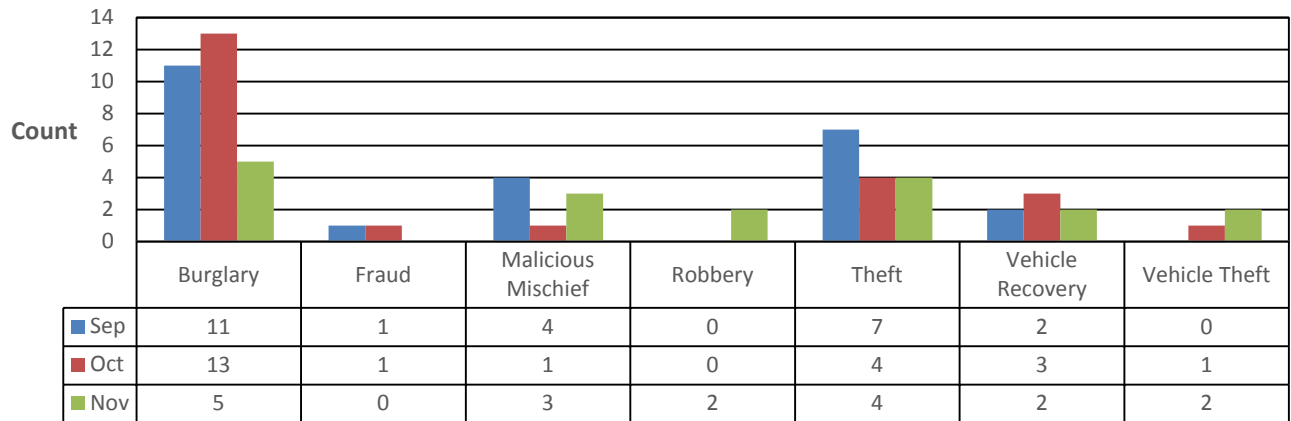
Beat & Call Source	Sep	Oct	Nov	Totals
GBR	122	117	142	381
911	72	73	83	228
Officer-Initiated	50	44	59	153
K2	86	91	99	276
911	65	69	80	214
Officer-Initiated	21	22	19	62
K3	178	165	120	463
911	137	139	92	368
Officer-Initiated	41	26	28	95
Other Beats	233	247	207	687
	0	1	0	1
911	86	97	92	275
Officer-Initiated	147	149	115	411
Totals	619	620	568	1807

A blank in the call source field indicates an unidentified source such as an online tip or crime report.

Gold Bar Region Property Crime Last 3 Months - All Dispositions



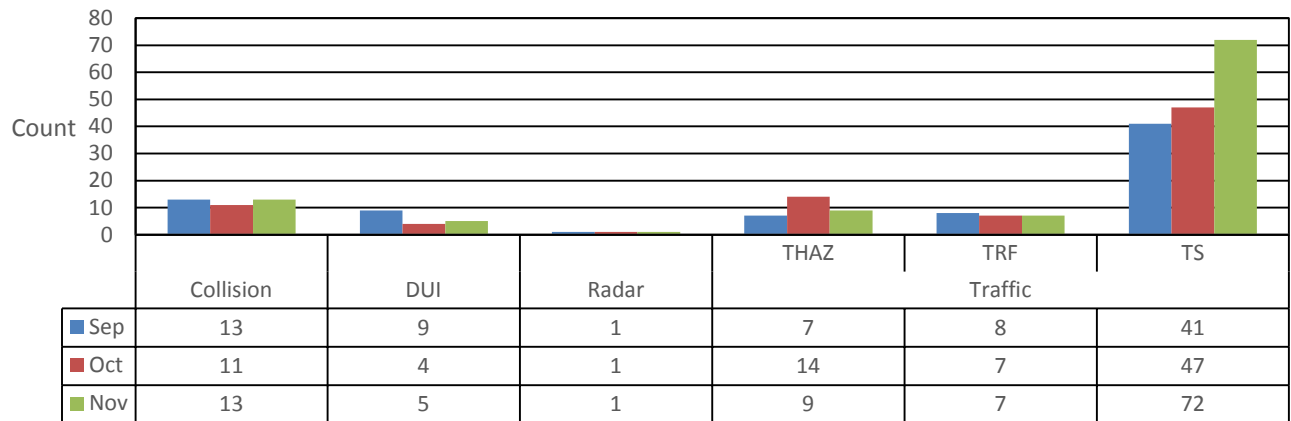
Gold Bar Region Property Crime Last 3 Months - Dispositions A, B, I & R



➤ Note: Dispositions for any given incident may be singular or multiple, in which case they are combined in the database. Dispositions represented here, other than “all”, are those singular values and the end disposition of any combined string of dispositions.

A = Arrest, B= Booking, I = Impounded and R= Case Report

Gold Bar Region Traffic Incidents Last Three Months - All Dispositions



THAZ = Traffic Hazard, TRF = Traffic Problem and TS = Traffic Stop.

Tickets Reported	Sep	Oct	Nov	Grand Total
Traffic Stop	11	13	11	35
Totals	11	13	11	35

Incident Types – Past 3 Months

Incident Type	Sep	Oct	Nov	Totals
911	3	10	4	17
Abandoned Vehicle	7	13	8	28
Alarm	24	24	22	70
Animal	5	9	6	20
Assault	9	4	5	18
Assist	21	16	12	49
Burglary	13	18	6	37
Civil	14	14	11	39
Collision	13	11	13	37
CPS	0	2	4	6
Death	0	2	3	5
Disturbance	20	29	29	78
Dive	0	0	1	1
DUI	9	4	5	18
DV	8	17	25	50
Fireworks	3	3	0	6
Follow Up	98	58	46	202
Fraud	4	4	1	9
Harassment	2	6	5	13
Information	0	1	2	3
Malicious Mischief	6	5	5	16
Mental	0	4	4	8
Noise Complaint	11	13	10	34
Nuisance	3	1	4	8
Order Violation	7	1	4	12
Ordinance Violation	1	1	1	3
Other	5	5	2	12
Paper Service	7	4	5	16
Parking	2	1	1	4
Person Lost/Found	2	4	5	11
Property Lost/Found	7	2	3	12
Public Assist	26	23	31	80
Pursuit	2	0	0	2
Radar	1	1	1	3
Robbery	0	0	2	2
RSO	2	3	1	6
SAR	2	1	1	4
School	2	3	0	5
Search Warrant	1	1	1	3
Security Check	80	76	66	222
Sex Offense	1	0	0	1
Shots Heard	9	3	2	14
Special Ops	0	1	0	1

Substance Abuse	8	6	7	21
Suicide	5	6	3	14
Suspicious	68	79	67	214
Theft	11	9	10	30
Threat	3	2	0	5
Traffic	56	68	88	212
Trespass	9	18	12	39
Vehicle Recovery	2	3	2	7
Vehicle Theft	2	3	3	8
Warrant	14	21	13	48
Weapon	1	1	1	3
Welfare Check	10	6	5	21
Totals	619	620	568	1807

➤ All data was obtained through a LERMS Data Analysis and Mapping (DA&M) query.

Report presented by Gold Bar Chief of Police Sgt. David Casey
Table and charts compiled by Volunteer Ray Coleman