



City of Gold Bar *In Partnership With* *Snohomish County* *Sheriff's Office*



Sheriff Ty Trenary

Mayor Lee Hodo

Notable Events of September 2016

- SCSO assisted the Douglas County Drug Taskforce with an investigation that has resulted in arrest warrants issued for two Gold Bar residents in connection with an unlawful marijuana growing operation and a handgun stolen from a residence in Gold Bar. One was arrested on Croft Ave in Gold Bar. One has left Gold Bar and his warrant is still outstanding. This investigation is ongoing.
- Case report summary for Gold Bar: 3 DUIs, 5 Court Order Violations, 1 Theft, 1 Assault, 1 Found Property, 3 Warrant Arrests, 2 Malicious Mischief, 2 Suspicious Circumstance, and 3 Threat complaints.

Regional

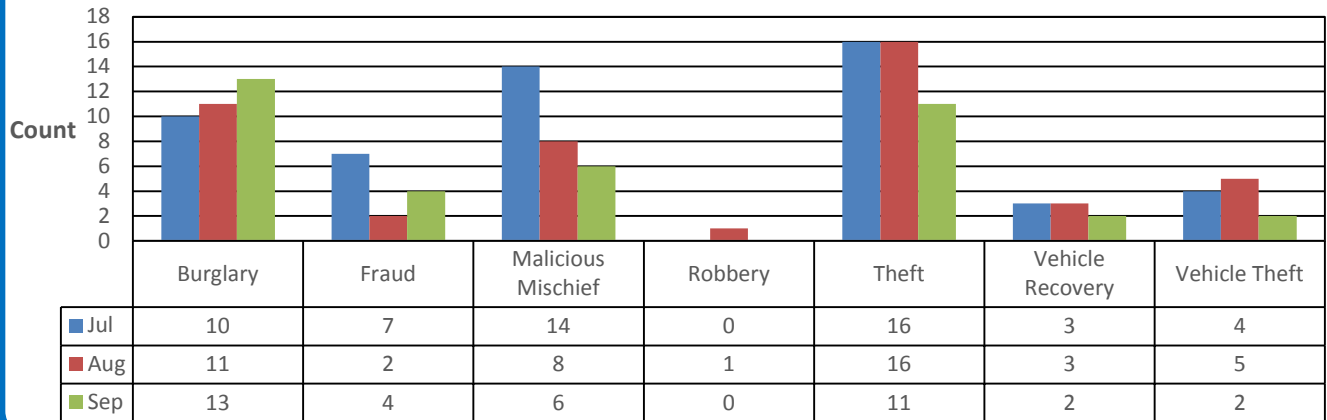
- A man previously booked and later released on \$80,000 bail for vandalism, drug and weapons charges jumped bail and is believed to be back in the area. Deputies continue attempting to serve the warrant.
- King-5 news aired a story Sept 27th at 11:00pm regarding nuisance properties, homelessness and drugs in Snohomish County. Some of the featured properties are in/near our region.

The following tables and charts compare incident types of service as reported for the Gold Bar Regional contract. This contract has an Originating Agency Identifier (ORI) of WA0311000.

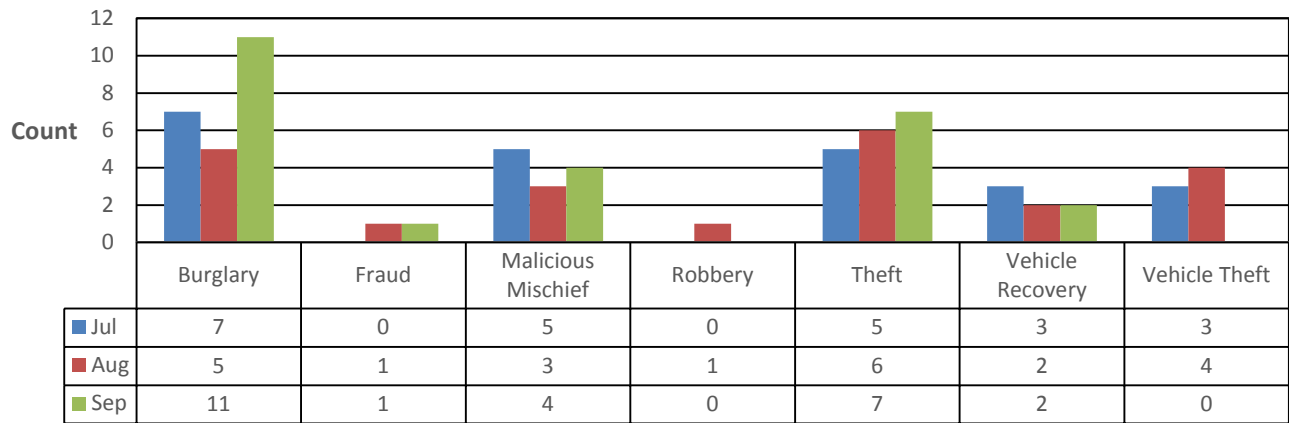
Incident Call Source

Beats & Call Source	Jul	Aug	Sep	Totals
GBR	145	143	122	410
911	96	91	72	259
Officer-Initiated	49	52	50	151
K2	113	87	86	286
911	95	66	65	226
Officer-Initiated	18	21	21	60
K3	155	194	178	527
911	135	164	137	436
Officer-Initiated	20	30	41	91
Other Beats	240	208	233	681
911	115	79	86	280
Officer-Initiated	125	129	147	401
Totals	653	632	619	1904

Gold Bar Region Property Crime Last 3 Months - All Dispositions



Gold Bar Region Property Crime Last 3 Months - Dispositions A, B, I & R

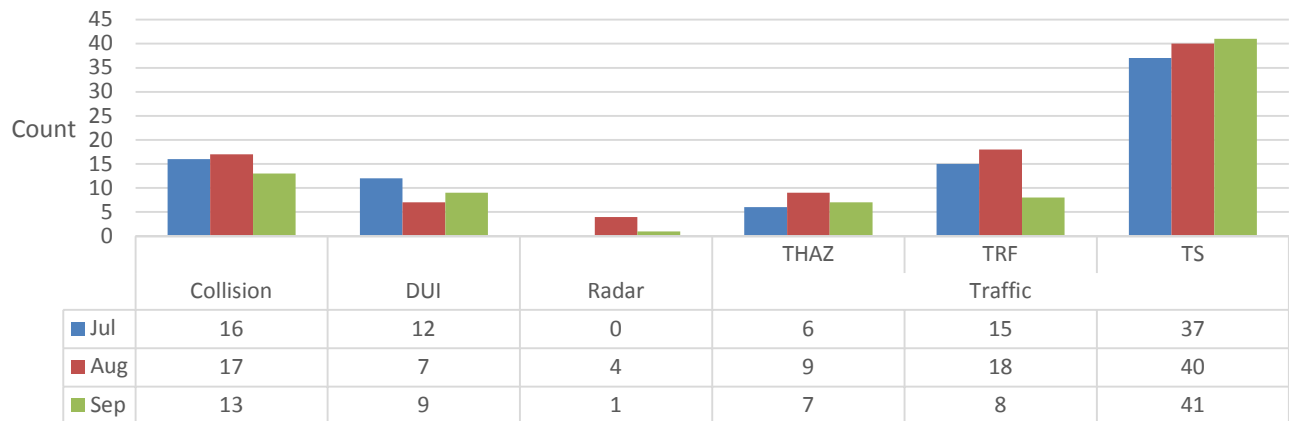


- Note: Dispositions for any given incident may be singular or multiple, in which case they are combined in the database. Dispositions represented here, other than “all”, are those singular values and the end disposition of any combined string of dispositions.

A = Arrest, B= Booking, I = Impounded and R= Case Report

Gold Bar Region Traffic Incidents

Last Three Months - All Dispositions



THAZ = Traffic Hazard, TRF = Traffic Problem and TS = Traffic Stop.

Tickets Reported	Jul	Aug	Sep	Totals
Traffic Hazard	0	1	0	1
Traffic Stop	6	7	11	24
Totals	6	8	11	25

Incident Types – Past 3 Months

Incident Type	Jul	Aug	Sep	Totals
911	8	11	3	22
Abandoned Vehicle	7	13	7	27
Alarm	15	6	24	45
Animal	6	3	5	14
Assault	22	7	9	38
Assist	16	21	21	58
Attempt to Locate	0	1	0	1
Burglary	10	11	13	34
Civil	23	19	14	56
Collision	16	17	13	46
CPS	0	2	0	2
Death	1	2	0	3
Disturbance	38	29	20	87
Dive	0	1	0	1
DUI	12	7	9	28
DV	17	10	8	35
Fireworks	4	3	3	10
Follow Up	60	73	98	231
Foot	1	0	0	1
Fraud	7	2	4	13
Harassment	9	9	2	20

Information	2	1	0	3
Mail/Web Based Complaint/Report	0	1	0	1
Malicious Mischief	14	8	6	28
Mental	2	2	0	4
Noise Complaint	16	12	11	39
Nuisance	1	5	3	9
Order Violation	7	2	7	16
Ordinance Violation	7	2	1	10
Other	1	6	5	12
Paper Service	0	0	7	7
Parking	2	1	2	5
Person Lost/Found	9	2	2	13
Property Lost/Found	7	7	7	21
Public Assist	21	23	26	70
Pursuit	0	0	2	2
Radar	0	4	1	5
Robbery	0	1	0	1
RSO	2	2	2	6
SAR	5	2	2	9
School	0	0	2	2
Search Warrant	1	1	1	3
Security Check	78	74	80	232
Sex Offense	0	0	1	1
Shots Heard	3	7	9	19
Substance Abuse	6	10	8	24
Suicide	2	6	5	13
Suspicious	68	79	68	215
Theft	16	16	11	43
Threat	2	2	3	7
Traffic	58	68	56	182
Trespass	19	13	9	41
Vehicle Recovery	3	3	2	8
Vehicle Theft	4	5	2	11
Warrant	12	11	14	37
Weapon	0	0	1	1
Welfare Check	13	9	10	32
Totals	653	632	619	1904

➤ All data was obtained through a LERMS Data Analysis and Mapping (DA&M) query.

Report presented by Gold Bar Chief of Police Sgt. David Casey
Table and charts compiled by Volunteer Ray Coleman