



Community First

**Sheriff Ty Trenary**

***City of Gold Bar  
In Partnership With  
Snohomish County  
Sheriff's Office***



**Mayor Lee Hodo**

***Notable Events of August 2016***

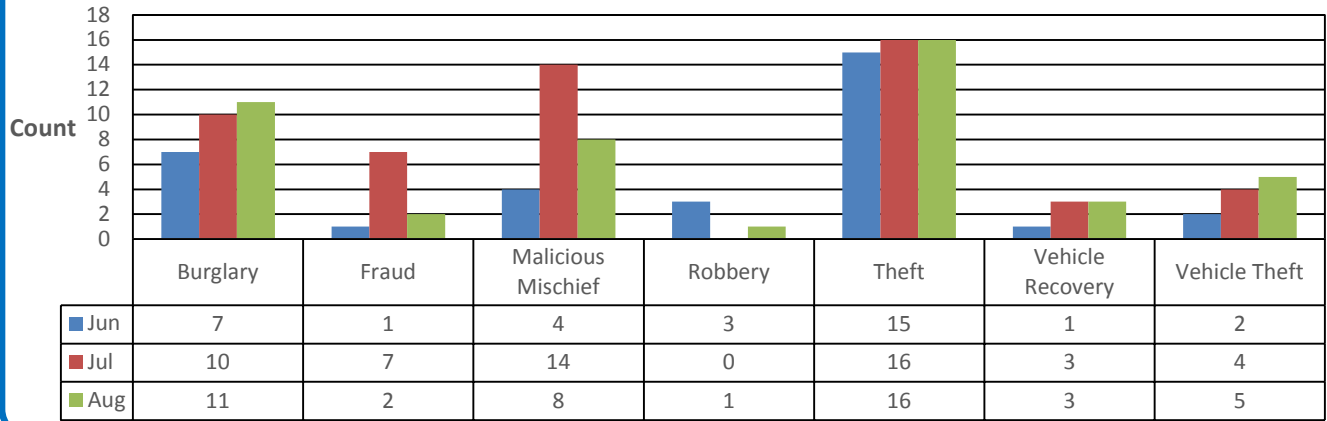
- Traffic Complaints: We received and responded to traffic complaints, primarily parking, speeding and stop sign violations, on Ley Rd, May Creek Road and 1<sup>st</sup> Street. Deputies issued verbal warnings or tickets when contacting violators. For moving vehicles, most of the vehicles observed were being driven responsibly.
- Vehicle Theft/Recovery in the region: Vehicle theft and recovery continue to be higher than normal for the region. Persons of interest have been identified in relation to some of these.
- Noise violations: Two locations that are frequently generating noise complaints have been noted and a plan identified for each. A representative for one property owner on 3<sup>rd</sup> St came in to meet with me and is demonstrating a genuine desire to resolve the issue. The other property owner(s) on Timber Lane have demonstrated unwillingness to comply with the city noise codes. Deputies have been instructed to issue tickets when they observe such violation at these properties in response to a citizen's complaint.
- Drug activity: Drug related activities appear to be on the rise again at specific locations within the city that have been problems in the past. Deputies will be checking these locations frequently.
- Transient activities: With the clearing of several transient camps in the Everett and Snohomish areas, we've experienced a sudden increase in transient presence in Monroe, Sultan and Gold Bar. Deputies have been reminding these transients, when confronting disorderly or unlawful behavior, that they were offered services when they were evicted from their previous locations and they are still free to take advantage of those services, but disorderly and unlawful conduct will not be tolerated in the Gold Bar area.
- Nuisance properties: Drug Task Force, Code Enforcement, Health Department, Fish and Wildlife and other agencies continue to work in concert with deputies to clear up several nuisance properties throughout the region. The subjects associated with some of these properties are forced to relocate and sometimes will attempt to move in to any property that appears to be vacant. Please call SCSO if you observe what appears to be a trespassing violation in your community.

The following tables and charts compare incident types of service as reported for the Gold Bar Regional contract. This contract has an Originating Agency Identifier (ORI) of WA0311000.

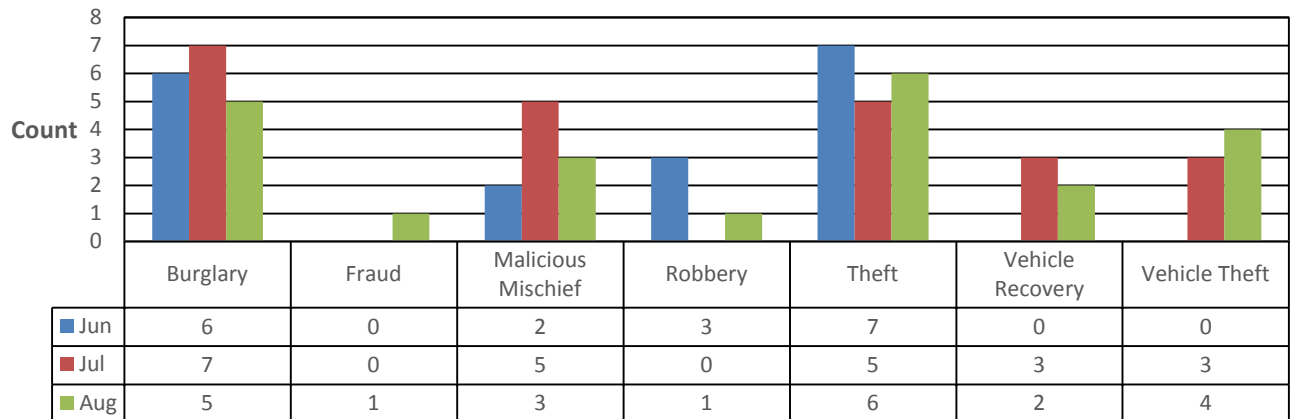
### Incident Call Source

Call Source	Jun	Jul	Aug	Grand Total
	2	0	0	2
911	339	441	400	1180
Officer-Initiated	260	212	232	704
Grand Total	601	653	632	1886

### Gold Bar Region Property Crime Last 3 Months - All Dispositions



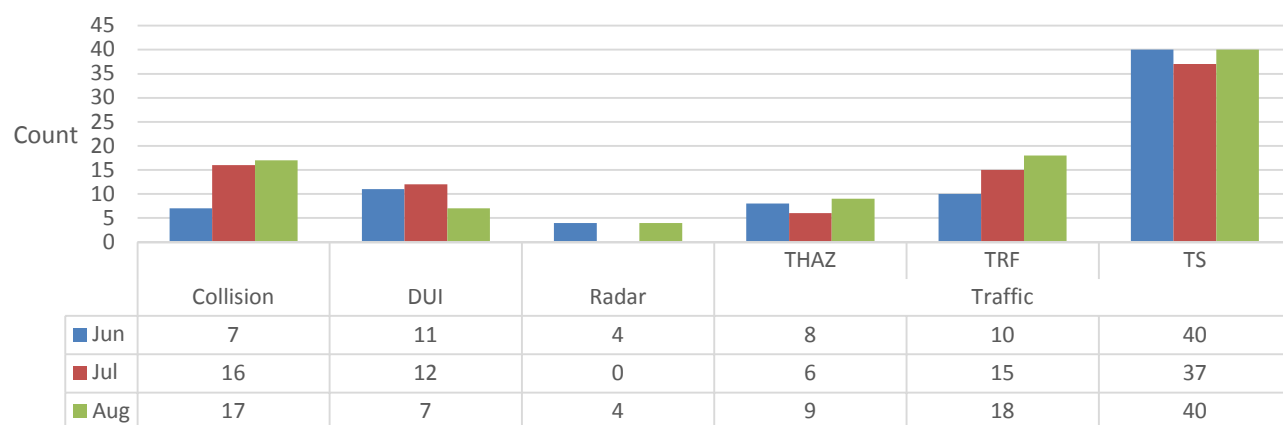
### Gold Bar Region Property Crime Last 3 Months - Dispositions A, B, I & R



➤ Note: Dispositions for any given incident may be singular or multiple, in which case they are combined in the database. Dispositions represented here, other than “all”, are those singular values and the end disposition of any combined string of dispositions.

A = Arrest, B= Booking, I = Impounded and R= Case Report

## Gold Bar Region Traffic Incidents Last Three Months - All Dispositions



THAZ = Traffic Hazard, TRF = Traffic Problem and TS = Traffic Stop.

Tickets Reported	Jun	Jul	Aug	Totals
Traffic Hazard	0	0	1	1
Traffic Stop	10	6	8	24
Totals	10	6	9	25

### Incident Types – Past 3 Months

Incident Type	Jun	Jul	Aug	Totals
911	9	8	11	28
Abandoned Vehicle	13	7	13	33
Abuse of Person	1	0	0	1
Alarm	12	15	6	33
Animal	6	6	3	15
Assault	7	22	7	36
Assist	17	16	21	54
Attempt to Locate	0	0	1	1
Burglary	7	10	11	28
Civil	19	23	19	61
Collision	8	16	17	41
CPS	3	0	2	5
Death	3	1	2	6
Disturbance	23	38	29	90
Dive	1	0	1	2
DUI	11	12	7	30
DV	18	17	10	45
Fireworks	0	4	3	7
Follow Up	72	60	73	205
Foot	0	1	0	1

Fraud	1	7	2	10
Harassment	8	9	9	26
Information	2	2	1	5
Mail/Web Based Complaint/Report	0	0	1	1
Malicious Mischief	4	14	8	26
Mental	4	2	2	8
Noise Complaint	17	16	12	45
Nuisance	5	1	5	11
Order Violation	3	7	2	12
Ordinance Violation	3	7	2	12
Other	3	1	6	10
Paper Service	6	0	0	6
Parking	5	2	1	8
Person Lost/Found	4	9	2	15
Property Lost/Found	3	7	7	17
Public Assist	22	21	23	66
Pursuit	2	0	0	2
Radar	4	0	4	8
Robbery	3	0	1	4
RSO	4	2	2	8
SAR	0	5	2	7
Search Warrant	0	1	1	2
Security Check	81	78	74	233
Shots Heard	4	3	7	14
Substance Abuse	7	6	10	23
Suicide	5	2	6	13
Suspicious	69	68	79	216
Theft	15	16	16	47
Threat	1	2	2	5
Traffic	58	58	68	184
Trespass	11	19	13	43
Vehicle Recovery	1	3	3	7
Vehicle Theft	2	4	5	11
Warrant	9	12	11	32
Welfare Check	5	13	9	27
Totals	601	653	632	1886

➤ All data was obtained through a LERMS Data Analysis and Mapping (DA&M) query.

Report presented by Gold Bar Chief of Police Sgt. David Casey  
Table and charts compiled by Volunteer Ray Coleman