



Community First

City of Gold Bar In Partnership With Snohomish County Sheriff's Office



Sheriff Ty Trenary

Mayor Lee Hodo

Notable Events of July 2016 Gold Bar

- **Vehicle Recovery:** The Sultan Food Bank's truck was recovered from a logging road off of Kellogg Lake Road. After it was stolen, it had been spray-painted black and was seen by area residents as it was being driven around the region. A local timber management supervisor discovered the vehicle on his company's land and called 911. Two other stolen vehicles were recovered, one in Gold Bar off of Ley Rd and one in May Creek Estates off of Ajer Drive where we arrested a suspect.
- **Nuisance property vacated:** The residents at 106 4th Street, Gold Bar, were evicted by the property owner who continues to work on a large and difficult clean-up. Denise Beaston's efforts, with some help from SCSO, substantially brought this about. We've already located some of the evicted residents in and around Gold Bar, and will work to prevent a recurrence of the impact this group had on our citizens.
- **July 4th:** I came in, as usual, to patrol for fireworks violations in and around Gold Bar. There were some, most of which were minor, and I did contact a group of people who had just finished setting off mortars in Creekside. I did not witness this violation so I was not able to satisfy the "police presence" requirement for issuing a ticket to the violators. I did issue warnings. There were also violations along May Creek but I wasn't able to determine the precise location of the offense before it stopped. The great majority of the mortar-type fireworks displays I investigated were determined to be just outside the city limits. One series of loud bangs may have come from the discharge of a firearm along May Creek but the violator was not located.
- **Property crimes:** Though theft related crimes appeared to be rising in June, this trend did not continue for the region through July.

Index

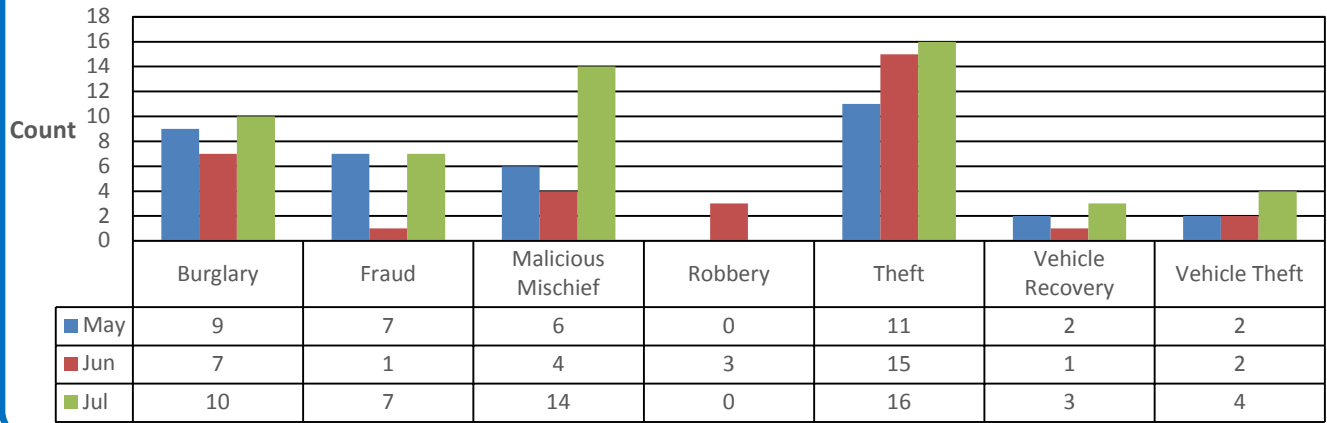
- **Theft from rental property:** Roofing materials and three motorcycles, owned by the landlord, were stolen from a rental property on Index Ave as the tenants were moving out. A vehicle of interest has been described as a compact pick-up, possibly gray, pulling an enclosed cargo/toy-hauler type trailer. A group of area property and drug crime offenders had expressed some interest in this property when they learned the tenants were vacating. We continue to work this case.

The following tables and charts compare incident types of service as reported for the Gold Bar Regional contract. This contract has an Originating Agency Identifier (ORI) of WA0311000.

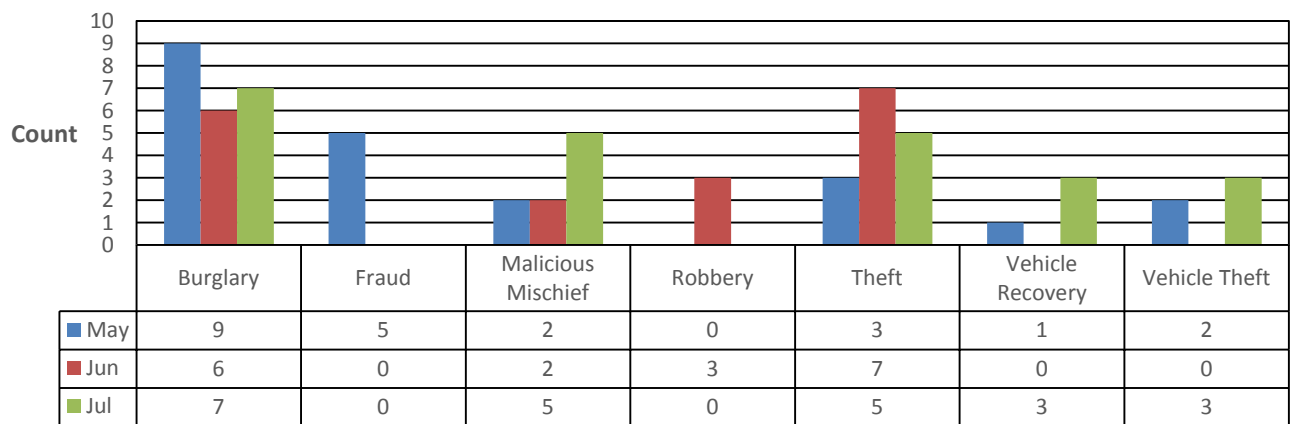
Incident Call Source

Call Source	May	Jun	Jul	Totals
	0	2	0	2
911	354	339	441	1134
Officer-Initiated	254	260	212	726
Totals	608	601	653	1862

Gold Bar Region Property Crime Last 3 Months - All Dispositions



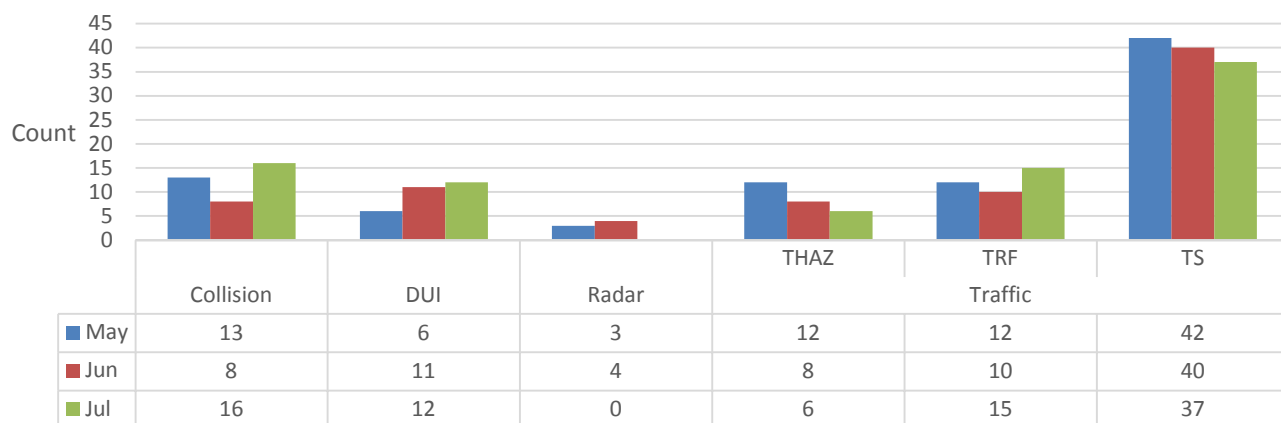
Gold Bar Region Property Crime Last 3 Months - Dispositions A, B, I & R



➤ Note: Dispositions for any given incident may be singular or multiple, in which case they are combined in the database. Dispositions represented here, other than “all”, are those singular values and the end disposition of any combined string of dispositions.

A = Arrest, B= Booking, I = Impounded and R= Case Report

Gold Bar Region Traffic Incidents Last Three Months - All Dispositions



THAZ = Traffic Hazard, TRF = Traffic Problem and TS = Traffic Stop.

Tickets Reported	May	Jun	Jul	Totals
Traffic Stop	8	10	6	24

Incident Types – Past 3 Months

Incident Type	May	Jun	Jul	Totals
911	7	9	8	24
Abandoned Vehicle	8	13	7	28
Abuse of Person	0	1	0	1
Alarm	14	12	15	41
Animal	7	6	6	19
Assault	9	7	22	38
Assist	16	17	16	49
Burglary	9	7	10	26
Civil	12	19	23	54
Collision	13	8	16	37
CPS	2	3	0	5
Death	0	3	1	4
Disturbance	21	23	38	82
Dive	1	1	0	2
DUI	6	11	12	29
DV	21	18	17	56
Fireworks	2	0	4	6
Follow Up	67	72	60	199
Foot	0	0	1	1
Fraud	7	1	7	15
Harassment	4	8	9	21
Information	1	2	2	5

Malicious Mischief	6	4	14	24
Mental	2	4	2	8
Noise Complaint	17	17	16	50
Nuisance	4	5	1	10
Order Violation	1	3	7	11
Ordinance Violation	0	3	7	10
Other	10	3	1	14
Paper Service	1	6	0	7
Parking	4	5	2	11
Person Lost/Found	4	4	9	17
Property Lost/Found	2	3	7	12
Public Assist	16	22	21	59
Pursuit	0	2	0	2
Radar	3	4	0	7
Robbery	0	3	0	3
RSO	0	4	2	6
SAR	1	0	5	6
Search Warrant	0	0	1	1
Security Check	84	81	78	243
Shots Heard	6	4	3	13
Substance Abuse	4	7	6	17
Suicide	6	5	2	13
Suspicious	90	69	68	227
Theft	11	15	16	42
Threat	1	1	2	4
Traffic	66	58	58	182
Trespass	10	11	19	40
Vehicle Recovery	2	1	3	6
Vehicle Theft	2	2	4	8
Warrant	19	9	12	40
Welfare Check	9	5	13	27
Totals	608	601	653	1862

➤ All data was obtained through a LERMS Data Analysis and Mapping (DA&M) query.

Report presented by Gold Bar Chief of Police Sgt. David Casey
Table and charts compiled by Volunteer Ray Coleman