



City of Gold Bar In Partnership With Snohomish County Sheriff's Office



Sheriff Ty Trenary

Mayor Lee Hodo

Notable Events of March 2016

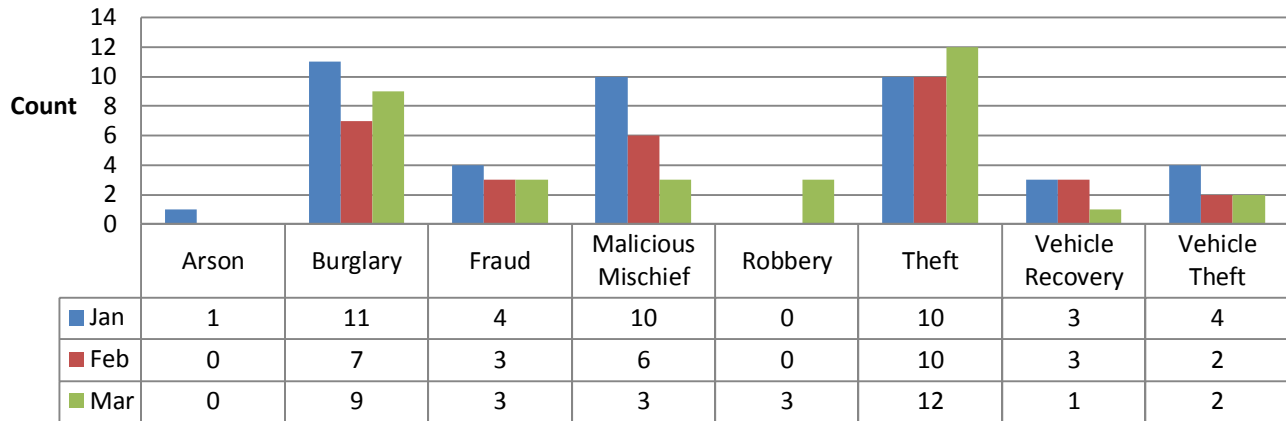
- Gold Bar: A male in his 20's who had been in custody, charged with two counts of Residential Burglary, was released on his own recognizance, pending further proceedings, just days prior to the last council meeting. My comment that he was in custody was in error. He has since been arrested and booked into jail for outstanding warrants resulting from his failure to appear in court as ordered, and for suspicion of a new felony crime that occurred during the short time he was out of jail.
- Gold Bar: We've received reports of excessive speed and unsafe passing on US 2 in Gold Bar and have responded with traffic enforcement details. The great majority of drivers travelling through town are doing so within reasonably safe parameters. Two tickets were issued relating to unlawfully passing, excessive speed, and driving without liability insurance. Several drivers received warnings for speeding.
- Gold Bar: A 16 year old male with an adult passenger borrowed his mother's partially disabled car without her knowledge, drove it in town at high speed, and caused damage to several vehicles and both private and public property. The prosecutor has been asked to review the case for charges of Hit and Run, and Reckless Driving. The driver was examined by aid personnel. No other persons were injured.
- Gold Bar: Deputies responded to a report of domestic violence and arrested a male for threats to kill and domestic violence assault. The victim has since moved out of state.
- Deputy Jason Sandt and his family, having just recently moved here from Florida, decided against remaining in the Pacific Northwest and he is again employed as a police officer near the east coast. Deputy Stuart Gort, a five year veteran transfer from the Washington State Patrol, has taken his position in the Gold Bar Region on night shift.
- Index: No significant incidents to report for Index.

The following tables and charts compare incident types of service as reported for the Gold Bar Regional contract. This contract has an Originating Agency Identifier (ORI) of WA0311000.

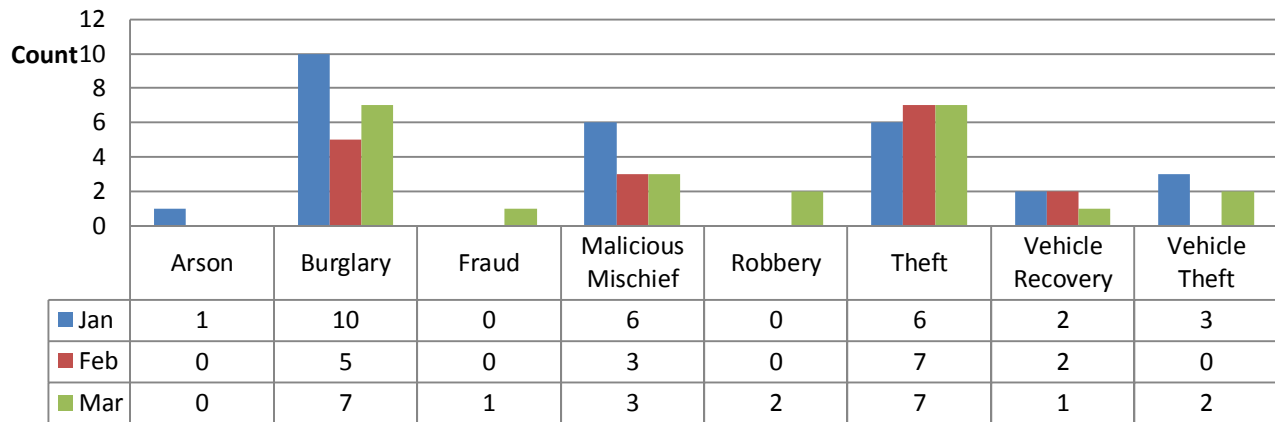
Incident Call Source

Call Source	Jan	Feb	Mar	Totals
	2	0	0	2
911	350	291	293	934
Officer-Initiated	205	279	268	752
Totals	557	570	561	1688

Gold Bar Region Property Crime Last 3 Months - All Dispositions



Gold Bar Region Property Crime Last 3 Months - Dispositions A, B, I, R

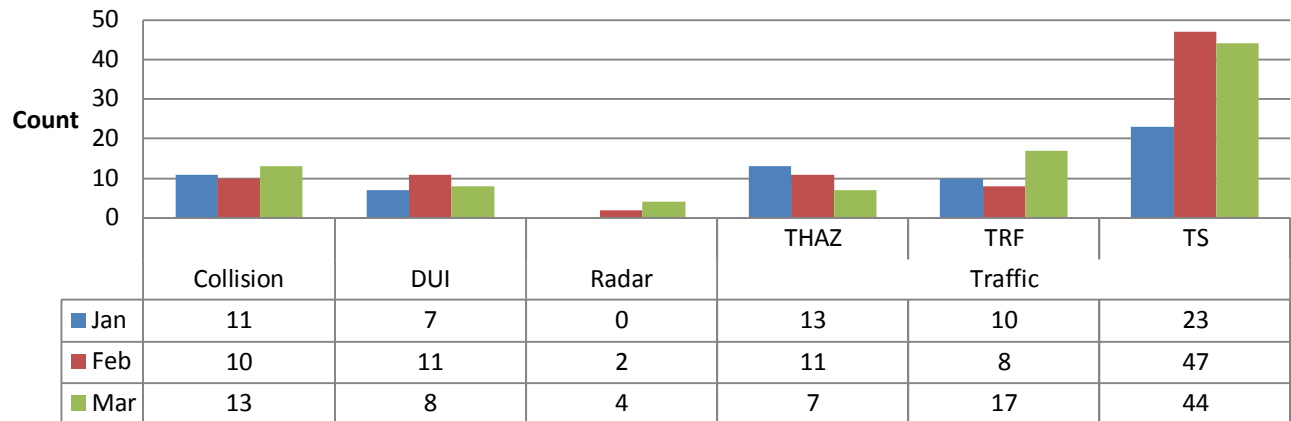


➤ Note: Dispositions for any given incident may be singular or multiple, in which case they are combined in the database. Dispositions represented here, other than “all”, are those singular values and the end disposition of any combined string of dispositions.

A = Arrest, B= Booking, I = Impounded and R= Case Report

Gold Bar Region Vehicle Incidents

Last 3 Months - All Dispositions



THAZ = Traffic Hazard, TRF = Traffic Problem and TS = Traffic Stop.

Tickets Reported	Jan	Feb	Mar	Totals
Traffic Stop	3	4	4	11

Incident Types – Past 3 Months

Incident type	Jan	Feb	Mar	Totals
911	11	7	11	29
Abandoned Vehicle	5	6	7	18
Abuse of Person	2	1	1	4
Alarm	11	10	16	37
Animal	1	7	4	12
Arson	1	0	0	1
Assault	8	11	7	26
Assist	10	16	16	42
Attempt to Contact	1	1	0	2
Bomb	1	0	0	1
Burglary	11	7	9	27
Civil	20	16	14	50
Collision	11	10	13	34
CPS	1	0	1	2
Death	1	1	1	3
Disturbance	21	19	15	55
DUI	7	11	8	26
DV	20	14	9	43
Escort	0	2	0	2
Fireworks	1	1	0	2
Follow Up	100	90	67	257
Fraud	4	3	3	10
Harassment	7	2	0	9

Information	1	3	2	6
Mail/Web Based Complaint/Report	2	0	0	2
Malicious Mischief	10	6	3	19
Mental	4	1	3	8
Noise Complaint	8	7	9	24
Nuisance	1	3	1	5
Order Violation	3	1	2	6
Ordinance Violation	0	1	2	3
Other	4	3	7	14
Paper Service	2	4	1	7
Parking	0	0	4	4
Person Lost/Found	4	3	3	10
Property Lost/Found	4	0	3	7
Public Assist	21	18	27	66
Pursuit	1	0	0	1
Radar	0	2	4	6
Robbery	0	0	3	3
RSO	2	5	0	7
SAR	0	1	1	2
School	2	1	0	3
Search Warrant	0	0	2	2
Security Check	65	84	88	237
Sex Offense	0	1	3	4
Shots Heard	2	6	1	9
Special Ops	0	4	0	4
Substance Abuse	6	4	3	13
Suicide	2	2	5	9
Suspicious	59	71	53	183
Theft	10	10	12	32
Threat	2	1	0	3
Traffic	46	66	68	180
Trespass	10	2	11	23
Vehicle Recovery	3	3	1	7
Vehicle Theft	4	2	2	8
Warrant	9	13	25	47
Weapon	1	0	1	2
Welfare Check	14	7	9	30
Totals	557	570	561	1688

➤ All data was obtained through a LERMS Data Analysis and Mapping (DA&M) query.

Report presented by Gold Bar Chief of Police Sgt. David Casey
Table and charts compiled by Volunteer Ray Coleman