



Community First

City of Gold Bar In Partnership With Snohomish County Sheriff's Office



Sheriff Ty Trenary

Mayor Linda Loen

Notable Events of February 2016

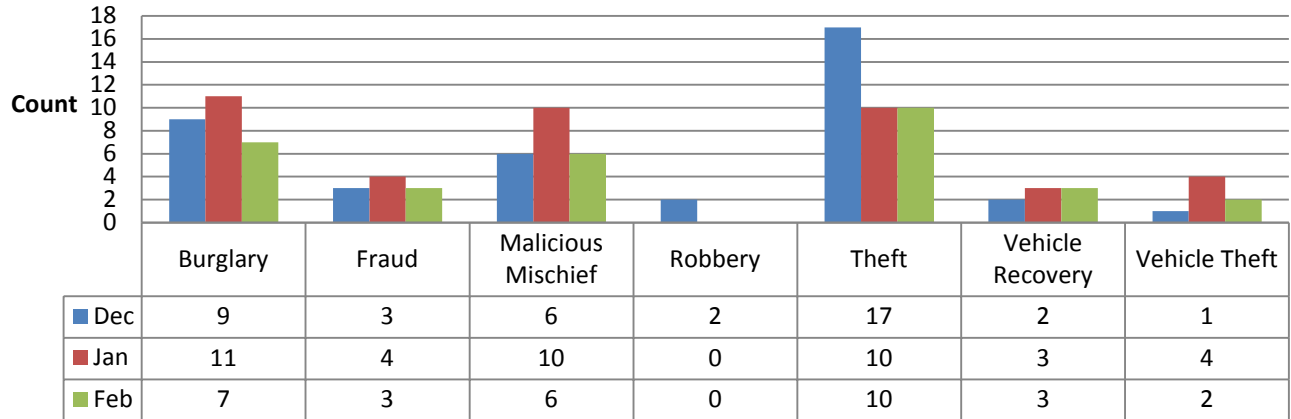
- Repeat offender in custody: Investigations of several burglaries, vehicle prowls and thefts came together this month with the arrest of the person responsible. We developed probable cause for at least seven separate crimes, primarily felonies, through the investigation process which included trace evidence laboratory analysis, computer forensics, GPS tracking of cell phones, victim and witness interviews, and search warrants. This person is currently still in custody and our property crime rates show it.
- Video surveillance leads to another capture: The new video surveillance system at a local business gave clear evidence of the person responsible for a vandalism in Gold Bar as the suspect is seen slashing the tires on a victim's car. The suspect admitted to the crime when confronted with the video.
- Post Office Burglar Captured: Trace evidence analysis led to the identification of the Snohomish man responsible for burglaries at the US Post Office in Gold Bar that occurred between Christmas 2014 and New Years day 2015. Video footage has linked the same man to a third burglary of the post office in April 2015. Snohomish Police (SCSO) assisted and added charges of their own once he was in custody, where he remains.
- Citizen tips led to the early identification of a new problem location, a rental property, in Gold Bar. SCSO deputies are working with neighbors to head this one off before it gets the chance to settle in.
- Gold Bar Deputies continue to work with the Drug Task Force, Sultan Police, SCSO East Precinct, County Code Enforcement, County Health District and CPS to reduce and/or eliminate the impact of several nuisance properties very near to and within the Gold Bar Contract Region. Dozens of problem offenders have been evicted from several properties, many tons of garbage have been cleaned up, over a dozen unlawful residences have been shut or removed, and we are continuing to apply pressure to keep the gains we've realized and to clear out more nuisance locations.

The following tables and charts compare incident types of service as reported for the Gold Bar Regional contract. This contract has an Originating Agency Identifier (ORI) of WA0311000.

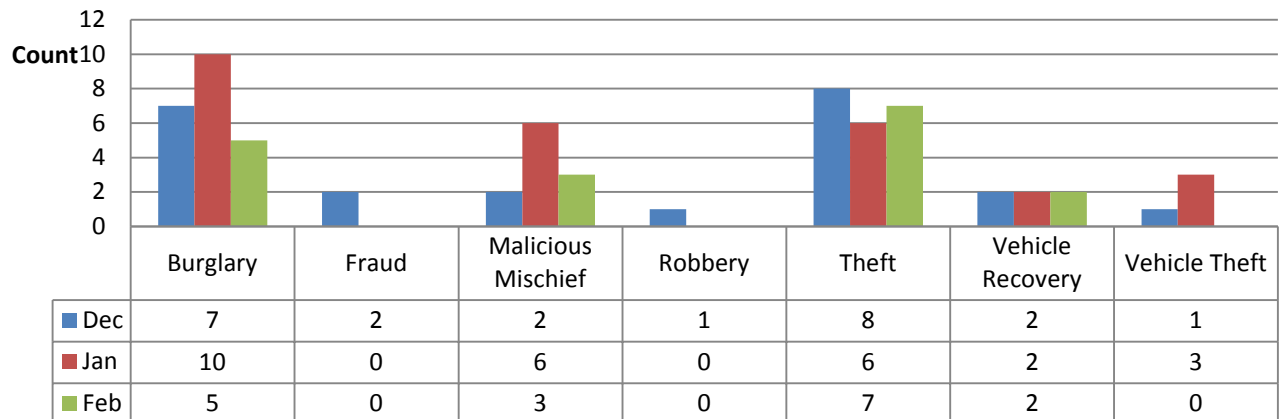
Incident Call Source

Call Source	Dec	Jan	Feb	Totals
	4	2	0	6
911	349	350	291	990
Officer-Initiated	203	205	279	687
Totals	556	557	570	1683

Gold Bar Region Property Crime Last 3 Months - All Dispositions



Gold Bar Region Property Crime Last 3 Months - Dispositions A, B, I, R

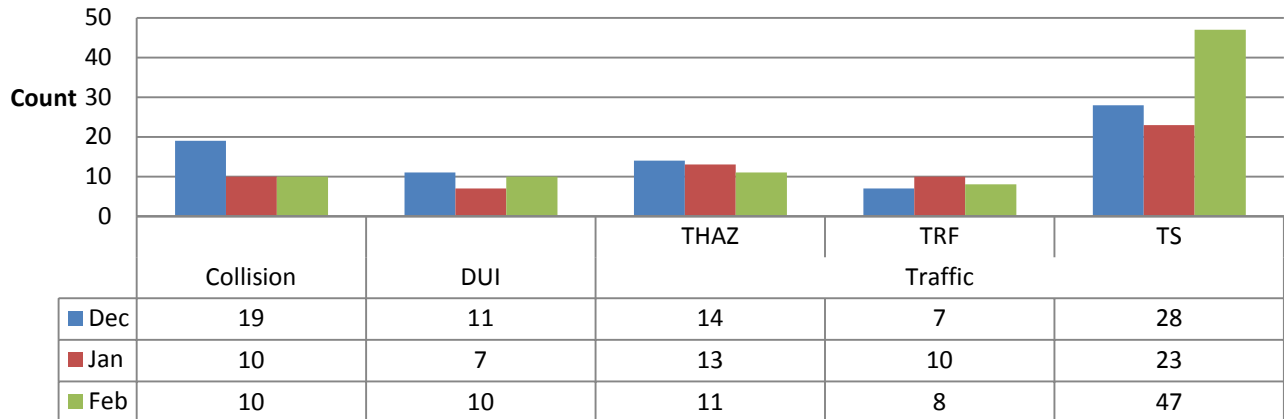


➤ Note: Dispositions for any given incident may be singular or multiple, in which case they are combined in the database. Dispositions represented here, other than “all”, are those singular values and the end disposition of any combined string of dispositions.

A = Arrest, B= Booking, I = Impounded and R= Case Report

Gold Bar Region Vehicle Incidents

Last 3 Months - All Dispositions



THAZ = Traffic Hazard, TRF = Traffic Problem and TS = Traffic Stop.

Tickets Reported	Dec	Jan	Feb	Totals
DUI	1	0	0	1
Traffic Stop	4	3	4	11
Totals	5	3	4	12

Incident Types – Past 3 Months

Incident Type	Dec	Jan	Feb	Totals
911	24	11	7	42
Abandoned Vehicle	13	5	6	24
Abuse of Person	1	2	1	4
Alarm	19	11	10	40
Animal	7	1	7	15
Arson	0	1	0	1
Assault	3	8	11	22
Assist	23	10	16	49
Attempt to Contact	0	1	1	2
Bomb	0	1	0	1
Burglary	9	11	7	27
Civil	13	20	16	49
Collision	19	11	10	40
CPS	0	1	0	1
Death	0	1	1	2
Disturbance	21	21	19	61
DUI	11	7	11	29
DV	14	20	14	48
Escort	0	0	2	2
Fireworks	1	1	1	3
Follow Up	64	100	90	254

Fraud	3	4	3	10
Harassment	0	7	2	9
Information	2	1	3	6
Mail/Web Based Complaint/Report	0	2	0	2
Malicious Mischief	6	10	6	22
Mental	2	4	1	7
Noise Complaint	21	8	7	36
Nuisance	8	1	3	12
Order Violation	5	3	1	9
Ordinance Violation	0	0	1	1
Other	3	4	3	10
Paper Service	4	2	4	10
Person Lost/Found	9	4	3	16
Property Lost/Found	3	4	0	7
Public Assist	14	21	18	53
Pursuit	0	1	0	1
Radar	0	0	2	2
Robbery	2	0	0	2
RSO	4	2	5	11
SAR	2	0	1	3
School	0	2	1	3
Search Warrant	1	0	0	1
Security Check	69	65	84	218
Sex Offense	0	0	1	1
Shots Heard	3	2	6	11
Special Ops	0	0	4	4
Substance Abuse	3	6	4	13
Suicide	6	2	2	10
Suspicious	42	59	71	172
Theft	17	10	10	37
Threat	5	2	1	8
Traffic	51	46	66	163
Trespass	7	10	2	19
Vehicle Recovery	2	3	3	8
Vehicle Theft	1	4	2	7
Warrant	9	9	13	31
Weapon	1	1	0	2
Welfare Check	9	14	7	30
Totals	556	557	570	1683

- Note: The data in the preceding table equates to the Incident Breakdown by Month report in the New World Systems LERMS module. All other data was obtained from a LERMS Data Analysis and Mapping (DA&M) query.

Report presented by Gold Bar Chief of Police Sgt. David Casey
Table and charts compiled by Volunteer Ray Coleman