



Sheriff Ty Trenary

City of Gold Bar In Partnership With Snohomish County Sheriff's Office



Mayor Linda Loen

Notable Events of June 2015

Gold Bar

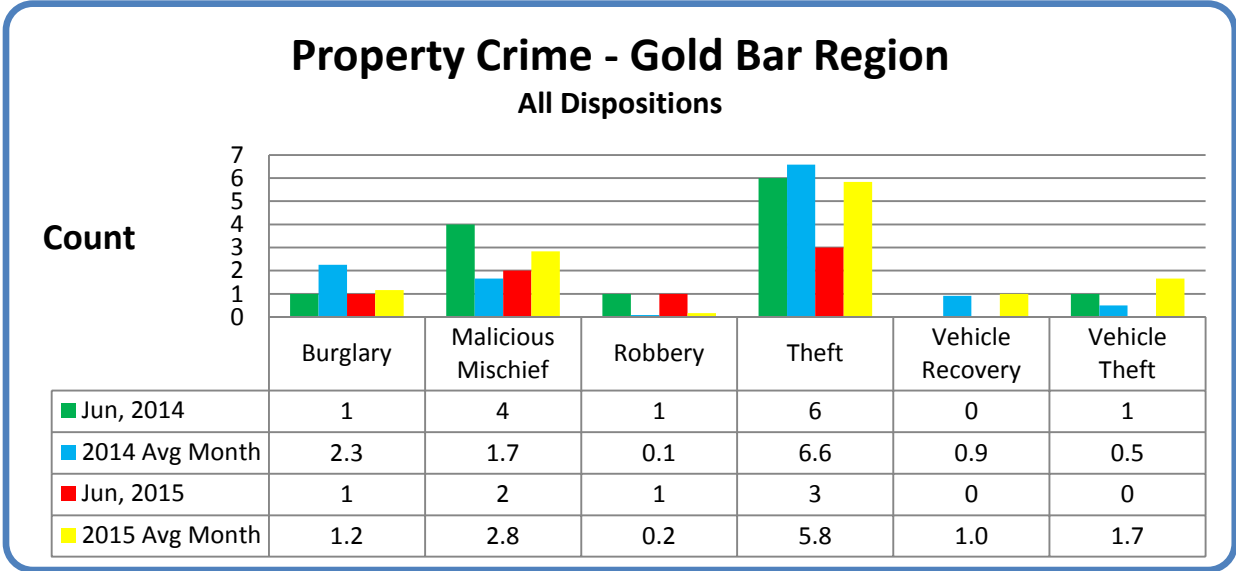
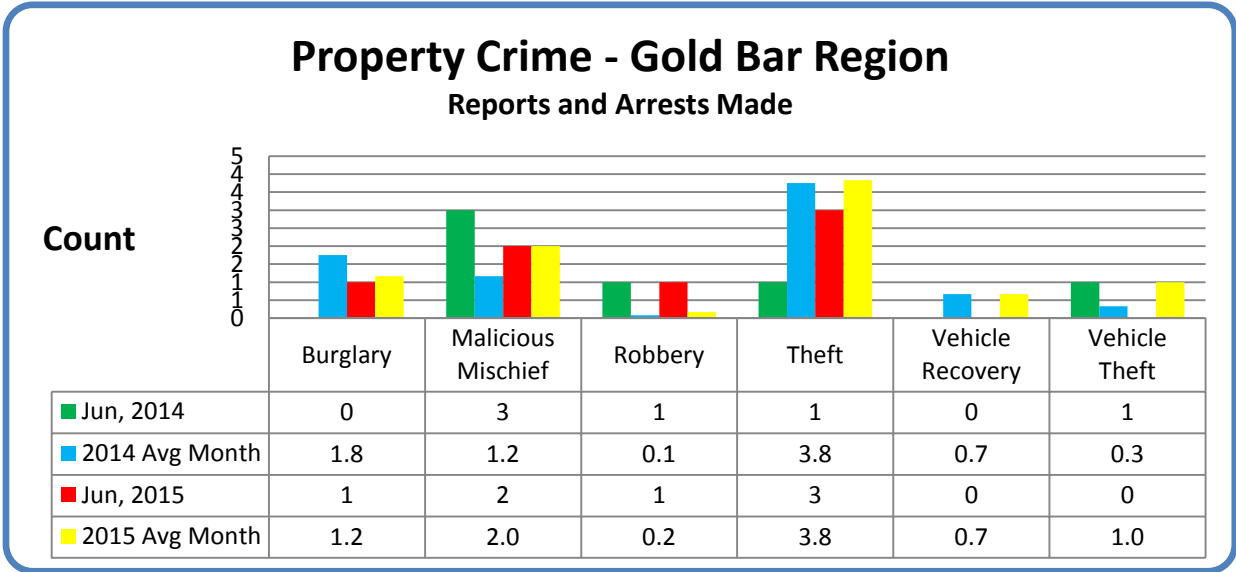
- Calls for Service documented by Case Report: 1 Vandalism, 3 Theft, 1 Forgery, 1 Strong-arm Robbery, 1 Commercial Burglary, 1 Residential Alarm (possible burglary), 1 Trespass, 1 Warrant Arrest, 1 Traffic Violation, 1 DUI, 1 DUI Collision, 1 Collision, 1 Drug Arrest, 1 Overdose, 1 Mental Health Referral, 1 Suicide Threat, 1 Missing Person, 3 Disturbance, 3 Domestic Violence Assault, 2 Death Investigations.
- July 4th: Due to the misinformation circulating on the web this incident is noted in the June Report: An elementary school aged child, while playing, came close to a brushy area near the city well on 1st Ave West. A "shaggy" appearing man who was concealed in the brush called to the child "come over here." The child stepped away and the man stepped out toward the boy. The child ran home and alerted parents. The man ran away. There is NO evidence that the man intended to or attempted to pursue, abduct or otherwise harm the child. Nevertheless, an element of the crime of luring includes and unlawful attempt to lure a child into an area that is concealed from view. A police K-9 was deployed but did not locate the man. Investigation confirmed that someone had been in the brush where the child indicated, and had left in the direction indicated by the child. No identifying information has been developed for the man.

Index

- Case # 15-03. Index had one incident, a death investigation, cleared with a case report in June. This was only the third case number issued in 2015. By this time in 2014, Index was assigned case # 14-10.

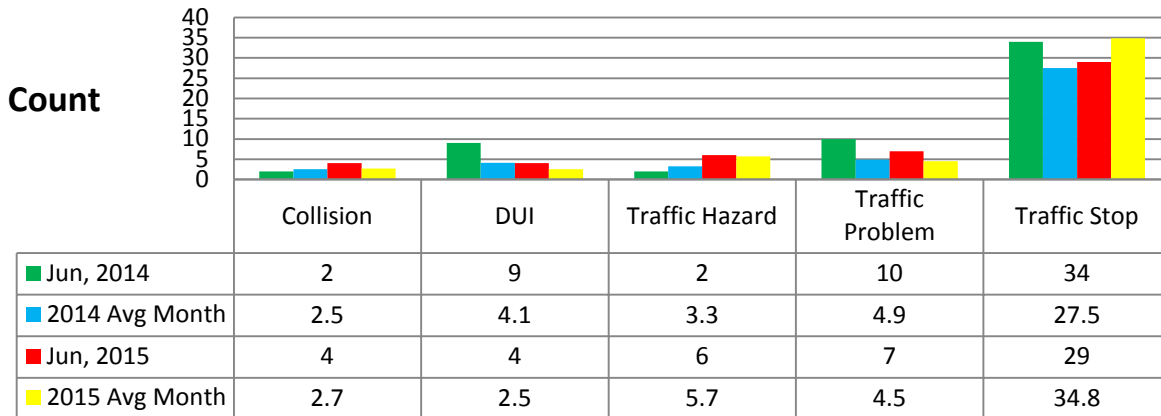
- Note: The numbers above do not always match the numbers shown in the charts on the following pages, in part because the statistics below are pulled from dispatch records which do not always accurately reflect the final type for the service call. A deputy may respond to a suspicious circumstance and later change the type to theft, for example.

The following charts and tables compare calls for service in the reporting months to the same months in the previous year and provide a monthly average (Typical Month) in each category. Data displayed is for all dispatch groups provided service by the Gold Bar Region (KK) and Index (RR) police agencies. All statistics may be viewed at Gold Bar City Hall.

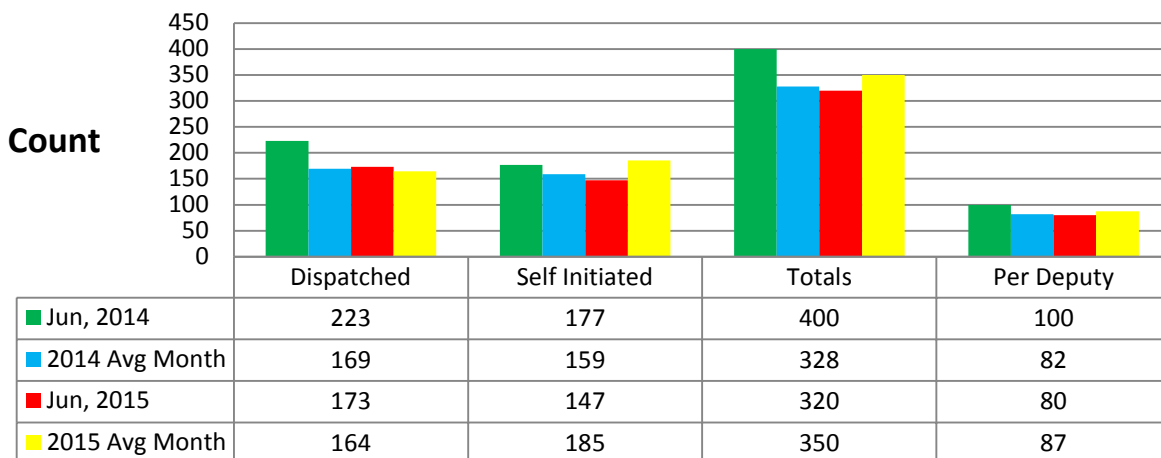


Traffic Calls - Gold Bar Region

All Dispositions



Calls By Source - Gold Bar Region



Notes: Dispatched: SNOPAC or Citizen generated – dispatched calls for service
 Self Initiated: Calls initiated by deputy
 Per Deputy: Total divided by number of assigned personnel (4 deputies)

Report presented by Gold Bar Chief of Police Sgt. David Casey
 Table and charts compiled by Volunteer Ray Coleman